

23 August 2023

Amcil Limited
ABN 57 073 990 735
Level 21, 101 Collins St
Melbourne VIC 3000
T 03 9650 9911
F 03 9650 9100
invest@amcil.com.au
amcil.com.au

The Manager
ASX Market Announcements
Australian Securities Exchange
Exchange Centre
Level 4
20 Bridge Street
Sydney NSW 2000

Electronic Lodgement

AMCIL Limited
Statutory Annual Report, Annual Shareholder Review and
Annual General Meeting Documentation

Dear Sir / Madam

Please find attached the 2023 Statutory Annual Report, Annual Shareholder Review and Annual General Meeting Documentation being sent to shareholders.

Yours faithfully

A handwritten signature in grey ink, appearing to read 'M. Rowe'.

Matthew Rowe
Company Secretary

Authorised by the Company Secretary.

For personal use only

A Focused Portfolio
of Australian and
New Zealand Companies



Annual Report
2023

For personal use only



AMCIL MANAGES A FOCUSED PORTFOLIO COVERING LARGE AND SMALL COMPANIES IN THE AUSTRALIAN EQUITY MARKET. AS A RESULT, SMALL COMPANIES BY MARKET SIZE CAN HAVE AN EQUALLY IMPORTANT IMPACT ON PORTFOLIO RETURNS AS LARGER COMPANIES IN THE AUSTRALIAN MARKET.

For personal use only

Contents

3	DIRECTORS' REPORT	23	FINANCIAL STATEMENTS	41	DIRECTORS' DECLARATION
3	5 Year Summary	24	Income Statement	42	INDEPENDENT AUDIT REPORT
4	About the Company	25	Statement of Comprehensive Income	47	OTHER INFORMATION
6	Review of Operations and Activities	26	Balance Sheet	47	Information About Shareholders
11	Top 20 Investments	27	Statement of Changes in Equity	48	Major Shareholders
12	Financial Condition	28	Cash Flow Statement	49	Sub-underwriting
14	Board Members	29	NOTES TO THE FINANCIAL STATEMENTS	49	Substantial Shareholders
17	Senior Executives	29	A. Understanding AMCIL's Financial Performance	49	Transactions in Securities
18	Remuneration Report	32	B. Costs, Tax and Risk	50	Holdings of Securities
21	Non-audit Services	35	C. Unrecognised Items	54	Major Transactions in the Investment Portfolio
22	Auditor's Independence Declaration	36	D. Balance Sheet Reconciliations	56	Company Particulars
		36	D. Balance Sheet Reconciliations	57	Shareholder Information
		38	E. Income Statement Reconciliations		
		39	F. Further Information		

Year in Summary

2023

Profit for
the Year

\$7.6m

\$8.1 million
in 2022[#]

Total Fully
Franked
Dividend

2.5¢ Final
1.5¢ Special
5.0¢ Total[^]

3.5 cents total
in 2022

Total Portfolio
Return

13.5%
Including franking*

S&P/ASX 200
Accumulation Index
including franking*
16.6%

Total
Shareholder
Return

-2.1%

Share price
plus dividend
including franking*

Management
Expense Ratio

0.66%

0.52%
in 2022

Total
Portfolio

\$346.1m

Including cash
at 30 June.
\$328.3 million
in 2022

* Assumes a shareholder can take full advantage of the franking credits.

[#] Includes the non-cash BHP Petroleum/Woodside merger dividend of \$2.0 million in 2022.

[^] Includes 1 cent interim dividend.

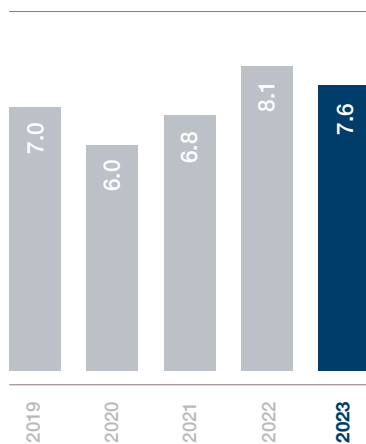
For personal use only



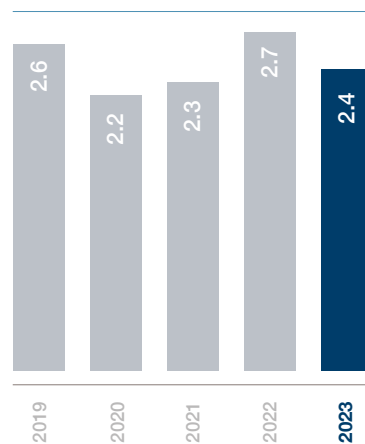
DIRECTORS' REPORT

5 Year Summary

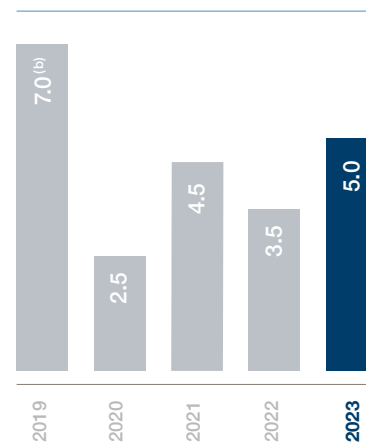
**Profit After Tax
(\$ Million)**



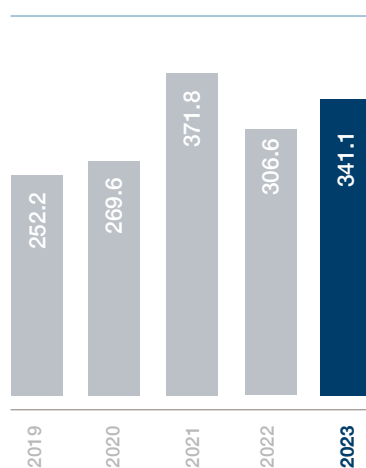
**Net Profit Per Share
(Cents)**



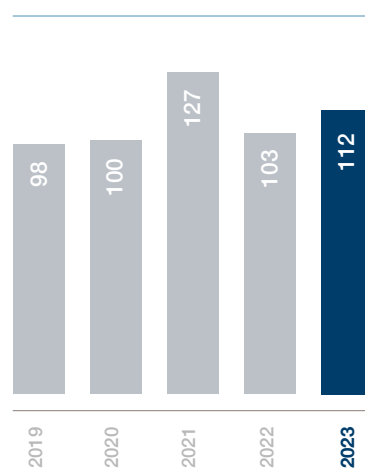
**Dividends Per Share
(Cents)^(a)**



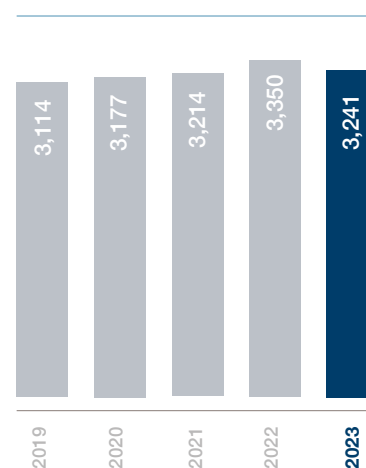
**Investments at Market Value
(\$ Million)^(c)**



**Net Asset Backing Per Share
(Cents)^(d)**



**Number of Shareholders
(30 June)**



Notes

- (a) 2023 final dividend carried 5.71 cents attributable 'LIC gain' per share, 2023 interim: 1.43, 2022 final: 3.57, 2022 interim: 1.43, 2021: 5.0 cents, 2020: nil, 2019: final 4.29 cents, 2019 interim: 1.43 cents.
- (b) Includes 3.5 cents interim dividend paid in February 2019.
- (c) Excludes cash.
- (d) Net asset backing per share based on year-end data before the provision for the final (and where applicable, special) dividend. The figures do not include a provision for capital gains tax that would apply if all securities held as non-current investments had been sold at balance date as Directors do not intend to dispose of the portfolio.

About the Company

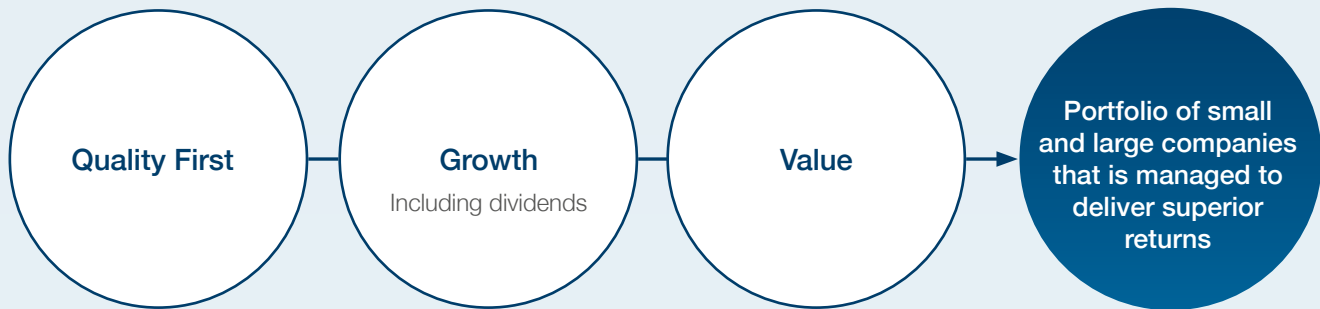
AMCIL manages a focused portfolio covering large and small companies in the Australian equity market. As a result, small companies by market size can have an equally important impact on portfolio returns as larger companies in the Australian market.

Investment Objectives

Attractive returns through strong capital growth in the portfolio over the medium to long term.

The generation of fully franked dividends.

How AMCIL Invests – What We Look For in Companies



For personal use only



Approach to Investing

Investment Philosophy

Our investment philosophy is built on taking a medium to long term view on companies in a diversified portfolio with an emphasis on identifying and investing in quality companies that are likely to sustainably grow their earnings and dividends over this time frame.

Quality in this context is an outcome of our assessment of the following factors:

1. We prefer companies that have a leadership position or are developing one within the industry in which they operate. This will often mean we are investing in a unique set of assets with competitive advantages that produces attractive returns on invested capital.
2. As a long term, tax aware investor we seek to be in companies that have a long term sustainable business model, with low risk of disruption. This helps to ensure portfolio turnover remains low. The analysis may consider technological disruption, environmental issues, including the impact of climate change, and social risks as all of these factors can have a material impact on the assessment of a company's long term sustainability.
3. We consider how a company's business can be potentially impacted by influences outside the control of management such as change in government regulation and/or policy.
4. We are attracted to companies with outstanding management teams and boards with strong governance processes, whose interests are closely aligned with shareholders, and act in the best interest of all their stakeholders, including their employees, customers, suppliers and wider communities. We consider matters including safety, diversity, social impacts, environmental impact, and modern slavery where material or appropriate in the context of that company. We regularly review and meet with companies to ensure ongoing alignment with our investment

frameworks. Our process may include an assessment of the board in terms of their past performance, history of capital allocation, level of accountability, mix of skills, relevant experience and succession planning. We also consider a company's degree of transparency and disclosure.

Voting on resolutions is one of the key functions that a shareholder has in ensuring better long term returns and management of investment risk. We take input from proxy advisers but conduct our own evaluation of the merits of any resolution. We vote on all company resolutions as part of our regular engagement with the companies in the portfolio and our voting record is on the company's website. We actively engage with companies when we are concerned about resolutions that are not aligned with shareholders' interests. We seek to stay engaged with the companies and satisfy ourselves that any issues are taken seriously and worked through constructively. Ideally we seek to remain invested to influence a satisfactory outcome for stakeholders.

5. We prefer companies with more stable income flows. We are wary of companies that have large, inconsistent profit streams.
6. We like our companies to be financially strong and the assessment of the balance sheet and the degree to which the company is self-funding is critical in our analysis. Cash generation is also an important consideration.

Analysis of the above factors helps to inform us of the structure of the industry and a company's sustainable competitive position as well as the quality of the people running the business, strength of the balance sheet and consistency of earnings. Within this analysis some key financial metrics are considered. These include return on capital employed, return on equity, the level of gearing in the balance sheet, margins and free cash flow generation.

Alongside the assessment of quality is an analysis of the ability of companies to grow earnings over time, which ultimately should drive dividend growth.

Recognising value is also an important aspect of sound long term investing. Short term measures such as the price earnings ratio, price to book or price to sales may be of some value but aren't necessarily strong predictors of future performance. Our assessment of value tries to capture the opportunity a business has to prosper and thrive over the medium to long term.

Reporting of social and environmental issues will be influenced by the development of standards by the International Sustainability Standards Board (ISSB). Their potential introduction in Australia should enable AMCIL over time to better make informed decisions on these issues based on company disclosures arising from these standards. Assessment of commitments and plans by companies to reach net zero by 2050 may also be considered having regard to several factors. These include the industry in which they operate, progress against their plans, their broader contribution to social good in addressing the challenge of reducing global carbon emissions, and the impact on their value if they fail to achieve their stated goals. In applying external data for benchmarking*, the current carbon intensity of AMCIL's portfolio is less than the S&P/ASX 200 Index.

In building the investment portfolio with the principles outlined, we believe we can offer investors a portfolio of quality companies structured to deliver total returns ahead of the Australian equity market over the long term.

* Data provided by ISS ESG. Portfolio at 30 June 2023.

Profit and Dividend

The full year profit was \$7.6 million, down 6.9 per cent from the previous corresponding period figure of \$8.1 million (this figure includes the non-cash dividend of \$2.0 million received last year resulting from the BHP Petroleum/Woodside merger). Excluding this merger dividend last year's profit was \$6.1 million.

Higher dividends received driven from investee companies and adjustments made to the portfolio throughout the year produced an increase in underlying income (which excludes the merger dividend).

The biggest increases came from the Transurban, Westpac Banking Group, Macquarie Group and Woodside Energy Group. New holdings including National Australia Bank, ALS and Medibank Private also contributed to the increase.

Directors have declared a final dividend of 2.5 cents per share fully franked (the same as last year) and a special fully franked dividend of 1.5 cents per share, bringing total dividends for the year to 5.0 cents per share fully franked. Total dividends paid last year were 3.5 cents per share fully franked.

Management Expense Ratio

The Management Expense Ratio (MER) of the Company has increased from 0.52 per cent to 0.66 per cent. This is a measure of the costs of running the Company and is equivalent to 66 cents for every \$100 that a shareholder has invested.

The MER is calculated as the administration costs of the Company as a proportion of the average portfolio value over the year. Approximately half of the increase in the MER during the year came from the decrease in the average portfolio value over this period.

The remainder of the increase was primarily due to a reallocation of costs from Australian Investment Company Services Limited (AICS) to better reflect the work involved in managing the AMCIL portfolio. AMCIL's portfolio is managed internally and does not charge any additional fees which leads to lower costs for shareholders when compared to similar funds.

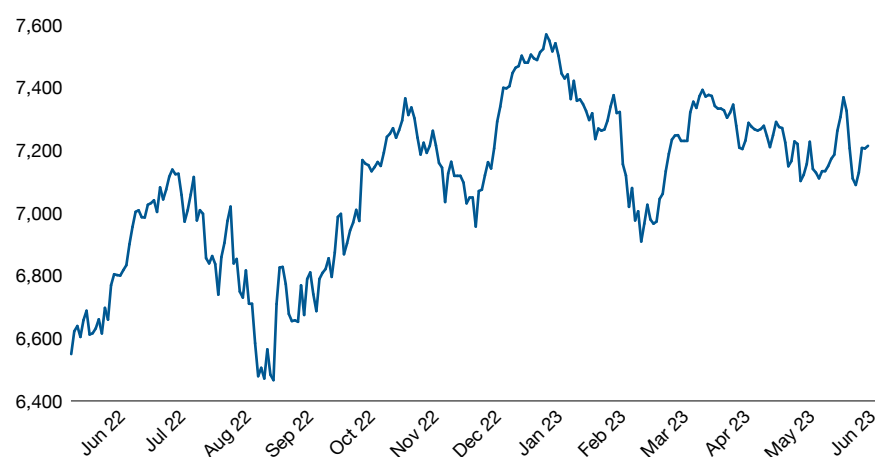
The current MER is in line with historical norms i.e. 0.66 per cent in 2020 and 0.72 per cent in 2019.

Market and Portfolio Returns

The return of the S&P/ASX 200 Index was surprisingly strong over the 12 months to 30 June 2023 given the uncertain economic and geopolitical environment that was in evidence.

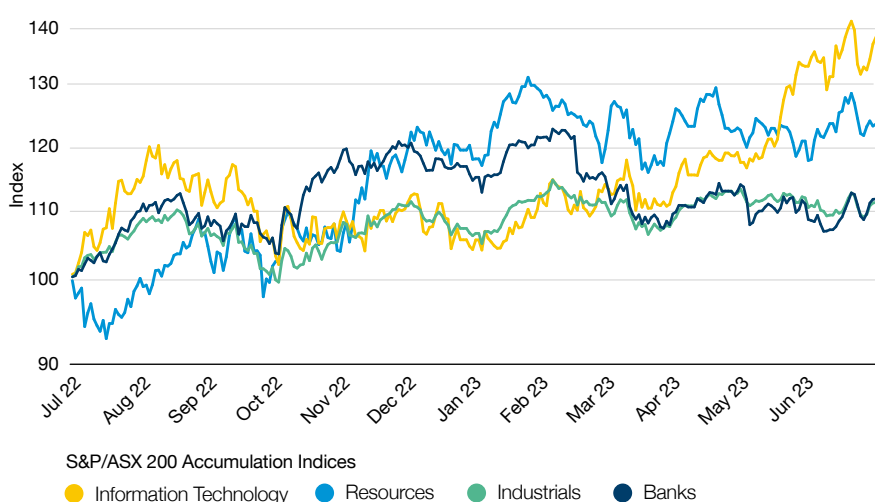
There was however a large divergence in sector performance across the market during this period. Sectors exposed to rising interest rates and falling consumer confidence were under pressure whereas high commodity prices and the strength of NASDAQ Composite Index drove strong performance in the Resources and Information Technology sectors respectively.

Figure 1: Performance of the S&P/ASX 200 Price Index – 12 Months to 30 June 2023



Source: FactSet

Figure 2: Selected Sector Performance – 12 Months to 30 June 2023



Source: FactSet

For personal use only



AMCIL delivered a return for the financial year ended 30 June 2023 including the benefit of franking of 13.5 per cent. The return of the S&P/ASX 200 Accumulation Index over the 12 months to 30 June was 16.6 per cent including franking (Figure 3). The underweight position in the Resources sector was one of the key factors that detracted from relative performance over the year. We remain comfortable with the positioning of the portfolio regarding this more cyclical part of the market which includes lithium and gold stocks which have been very strong during this period.

Together with the strong rally in the Resources sector up 23.0 per cent the relative underperformance in the strong market came from a number of high-quality companies in the portfolio which trailed the return of the overall market. These included CSL, Mainfreight and Transurban Group. However, despite these short term movements we still consider the prospects for these companies are strong.

The other key source of relative underperformance came from overweight positions in IRESS and PEXA Group, both of which have been removed from the portfolio as the original investment thesis did not materialise, and the holding in Domino's Pizza Enterprises.

This was partially offset by the positive relative performance in overweight positions such as Medibank Private, James Hardie Industries, Reece and REA Group. There was also a rebound in the share prices of Temple & Webster Group and Fineos Corporation (in the second half of the financial year).

Of note was the outperformance of AMCIL in the second half of the financial year which was close to three percentage points higher than the benchmark when the benefit of franking is included.

Review of Operations and Activities

continued

The long term performance of the portfolio, which better aligns with our investment timeframes, was 9.5 per cent per annum for the 10 years to 30 June 2023. This is slightly behind the Index return over the same period of 10.1 per cent. Both of these figures include the benefit of franking.

Adjustments to the Portfolio

Our approach in AMCIL is to buy a focused portfolio of companies that pass our quality criteria at times when value is on offer. These opportunities can arise under various circumstances, for example when there is short term bad news in the companies themselves or more generally across the market, when the growth potential of a company is not fully reflected in its valuation despite having strong share price momentum or when companies raise capital for attractive reinvestment opportunities.

In looking to construct the portfolio AMCIL has always had a strong position in larger stable companies that while not having the highest expected growth rates still provide attractive returns when purchased at the right price.

The addition of Medibank Private which was bought in early 2023 as market fears about the risk of its cyber breach saw valuation dislocate from fundamental fair value is a good example of this approach.

The sell-off in the banks after first half results also provided the opportunity to add National Australia Bank to the portfolio at an attractive dividend yield.

The acquisition of ALS and Computershare also fits into this category.

IDP Education and Xero with their attractive long term growth prospects were added to the portfolio through share price weakness.

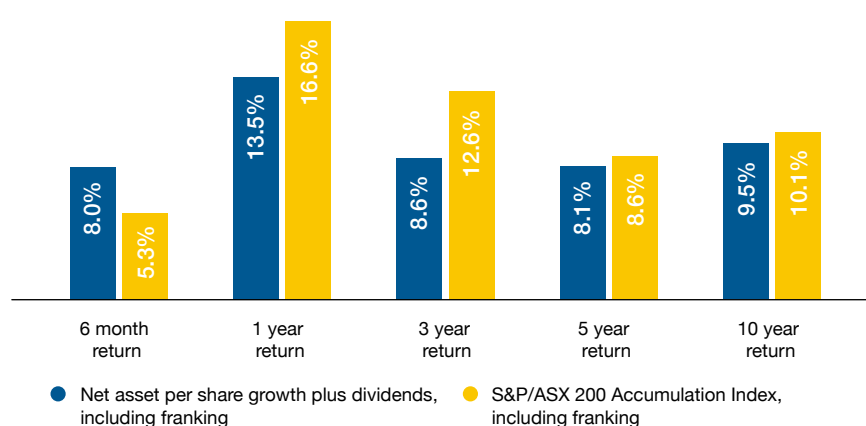
Gentrack and WiseTech Global, which have experienced strong momentum over the financial year, were also added and provide attractive long term growth to the profile of the portfolio.

Finally, during the year we participated in the capital raisings though the entitlement issues for Macquarie Technology Group and Carsales.com at attractive prices.

Our most material sales saw the disposal in full of holdings in IRESS and PEXA Group as their maturing business profile made future growth and return on capital outlook look less compelling. The complete disposal of Nanosonics and the trimming of holdings in Cochlear and Woolworths Group were part of an approach to recycle capital from

companies trading at high valuations in order to capture appropriate buying opportunities elsewhere in the market. Figure 4 highlights the profile of AMCIL's portfolio by the various sectors of the market at the end of the financial year. This illustrates how the portfolio is very different to the S&P/ASX 200 Index.

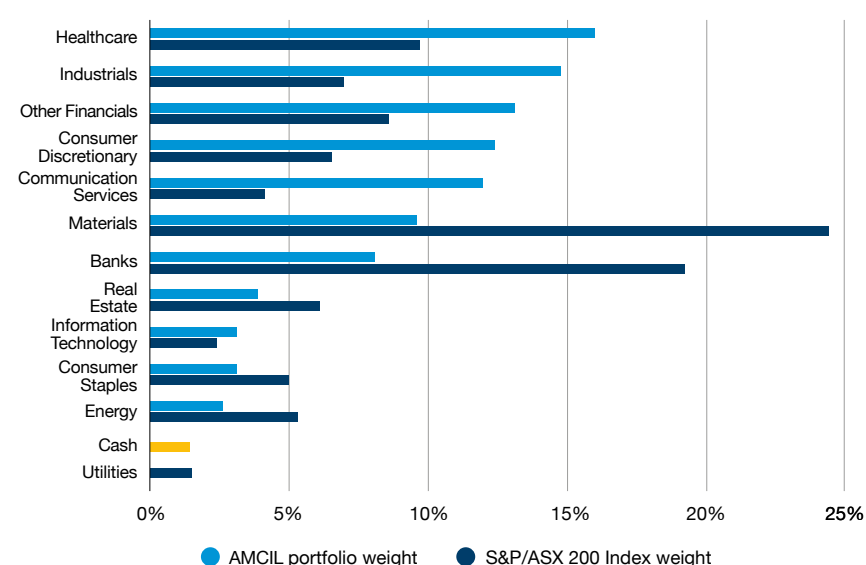
Figure 3: Portfolio Performance – Per Annum Returns to 30 June 2023, Including Franking Credits Attached to the Dividends Paid*



* Figures assume an investor can take full advantage of the franking credits. Past performance is not indicative of future performance.

Note AMCIL's performance returns are after costs. AMCIL on occasions incurs realised capital gains tax on the sale of shares. Not all the franking generated from realised capital gains is paid out as dividends and is therefore not included in these performance figures.

Figure 4: Investment by Sector and the Portfolio's Variance from the S&P/ASX 200 Index as at 30 June 2023



For personal use only

Share Price

The share price was trading at a discount of 9.9 per cent to the net asset backing (before tax on unrealised gains) at 30 June 2023, compared with a premium of 4.5 per cent at the end of the prior financial year (Figure 5 on page 10).

The share price return for the 12 months to 30 June 2023 of negative 2.1 per cent (including franking credits attached to the dividends paid) was reflective of this change over the period.

There appears to have been less demand for equity funds across the industry as interest rates have risen over the year and AMCIL was not immune from this trend.

The 10-year return is 9.0 per cent for the share price in comparison to 10.1 per cent for the S&P/ASX 200 Index. The figures for the Index and share price assume a shareholder can take full advantage of the franking credits attached to the dividends paid.

Outlook

The outlook for inflation and interest rates globally remains uncertain as the United States and Australian economies are yet to see any marked slowdown in economic activity and subsequent rise in unemployment from central bank tightening of monetary policy.

For personal use only



Review of Operations and Activities

continued

In addition, persistently high energy prices, falling consumer demand and slowing growth in China are all factors that suggest economic growth will come under pressure.

However, even in the face of these conditions equities markets have remained very buoyant. While the valuation of the market (Figure 6) does not look stretched from a long term perspective company earnings may come under pressure in such an environment.

This leaves us very cautious about the short term outlook, but confident in our investment approach. While AMCIL will not be immune from downside risks, our focus on quality in stock selection provides relative confidence in the ability of our holdings to navigate the challenging economic period ahead.

Director Changes

Ms Siobhan McKenna retired as a Director of the Company on 31 March 2023. Ms McKenna has been a Director of the Company since March 2016 and was a member of the Audit Committee.

Ms McKenna has been a valuable contributor to Board discussions reflecting her deep knowledge and experience gained in her career in the media and digital sectors and the wide range of subsequent industries she has been exposed to. Her contributions to Board deliberations will be missed and the Board wishes to record its thanks to Ms McKenna for her valued service to shareholders and wishes her well for the future.

Ms Paula Dwyer was appointed as a Non-Executive Director of the Company on 6 June 2023.

Ms Dwyer has been a Chair and a Non-Executive Director for over 20 years, with extensive experience across several sectors covering banking and financial services, investment management, property and construction, gambling

Figure 5: Share Price Discount/Premium to Net Asset Backing per Share

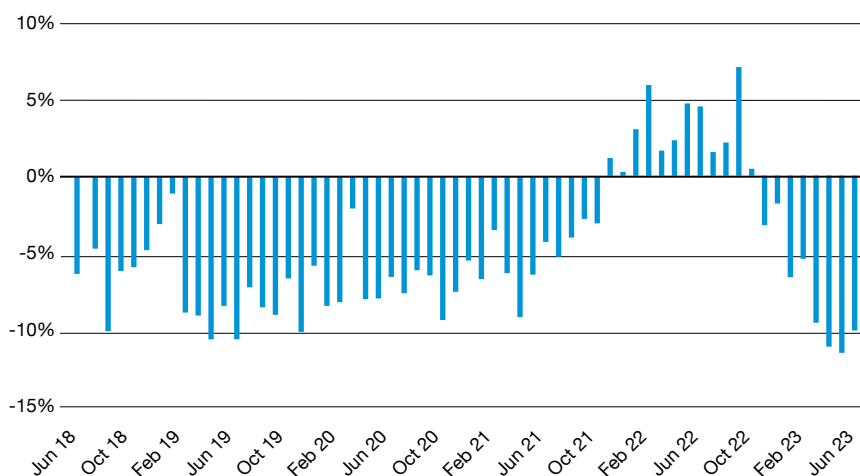
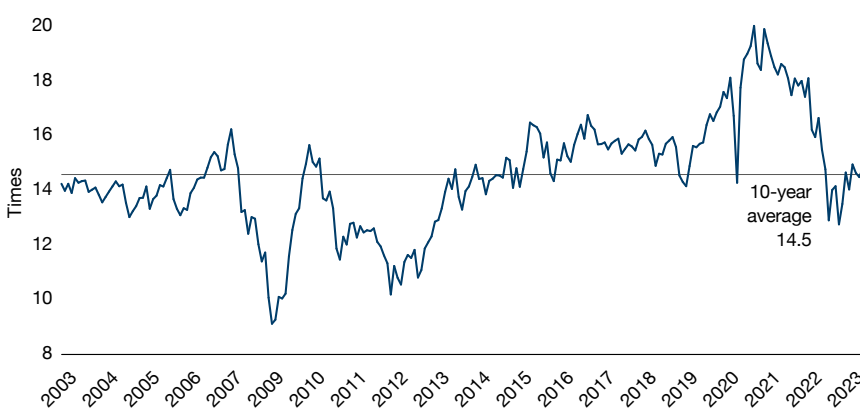


Figure 6: Valuation of the Market – Price Earnings Ratio of the S&P/ASX 200 Index



Source: FactSet

entertainment, healthcare, energy and utilities. Her executive career was in investment banking with both Australian and international companies operating in Australia including Ord Minnett (now J P Morgan) and Price Waterhouse (now PricewaterhouseCoopers). Ms Dwyer is currently Chair of Allianz Australia and Elenium Automation and a Non-Executive Director of Dexus Funds Management Limited and Lion Beverages Group.

We are delighted to welcome Ms Dwyer to the Board. Her depth of knowledge across all aspects of business will be of significant value to our Board discussions.

For personal use only

Top 20 Investments

As at 30 June 2023

Includes investments held in both the investment and trading portfolios.

Value at Closing Prices at 30 June 2023

		Total Value \$ Million	% of the Portfolio
1	CSL	34.2	10.0
2	BHP	19.4	5.7
3	Wesfarmers	19.2	5.6
4	Macquarie Group	18.9	5.6
5	Transurban Group	18.7	5.5
6	Mainfreight	16.6	4.9
7	James Hardie Industries	13.9	4.1
8	Macquarie Technology Group	13.2	3.9
9	Goodman Group	13.1	3.8
10	Westpac Banking Corporation	12.9	3.8
11	Carsales.com	11.0	3.2
12	Woolworths Group	10.9	3.2
13	ResMed	10.1	3.0
14	Auckland International Airport	8.7	2.5
15	EQT Holdings	8.4	2.5
16	ARB Corporation	8.2	2.4
17	Commonwealth Bank of Australia*	7.8	2.3
18	Medibank Private*	7.4	2.2
19	National Australia Bank	7.3	2.1
20	Netwealth Group	7.3	2.1
Total		267.0	

As percentage of total portfolio value (excludes cash)

78.3%

* Indicates that options were outstanding against part of the holding.

For personal use only

Financial Condition

The Company's financing consists predominantly of shareholders' funds. It also has access to bank facilities of \$10 million, which were not utilised during the year.

Likely Developments

The Company intends to continue its investment activities in future years as it has done since recapitalisation. The results of these investment activities depend upon the performance of the companies and securities in which we invest. Their performance in turn depends on many economic factors (macro, which include economic growth rates, inflation, interest rates, exchange rates and taxation levels and micro which includes industry economics and competitive behaviour) and their approach to, and management of, material Environmental, Social and Governance (ESG) risks.

The Directors do not believe it is possible or appropriate to make a prediction on the future course of markets or the performance of the Company's investments. Accordingly, Directors do not provide a forecast of the likely results of our activities. However, the Company's focus is on results over the medium to long term.

Capital Changes

As a result of the Company's Dividend Reinvestment Plan 1,329,747 new shares were issued at \$1.09 per share in August 2022 and 557,360 new shares were issued at \$1.04 in February 2023.

As a result of the Company's Dividend Substitution Share Plan 88,034 new shares were issued at a nil cost in August 2022 and 38,418 were issued at a nil cost in February 2023.

The Company's buy-back facility remains open although no shares were bought back during the year.

The Company's contributed equity rose by \$2.0 million to \$223.8 million from \$221.8 million. At the close of the year the Company had 311.9 million shares on issue.

Dividends

Directors have declared a fully franked final dividend of 2.5 cents per share plus a special dividend of 1.5 cents per share also fully franked (2022: 2.5 cents final dividend fully franked).

Dividends paid during the year ended 30 June 2023 were as follows:

	\$'000
Final dividend for the year ended 30 June 2022 of 2.5 cents, fully franked, paid on 25 August 2022	7,651
Interim dividend for the year ended 30 June 2023 of 1.0 cents fully franked paid on 23 February 2023	3,073
Total	10,724

For personal use only

Listed Investment Company Capital Gains

Listed Investment Companies (LICs) which make capital gains upon which tax is payable on the sale of investments held for more than one year are able to attach to their dividends a LIC capital gains amount which some shareholders are able to use to claim a tax deduction. This is called an 'LIC capital gain attributable part'. The purpose of this is to put shareholders in LICs on a similar footing with holders of managed investment trusts with respect to capital gains tax on the sale of underlying investments.

Tax legislation sets out the definition of a 'Listed Investment Company' which AMCIL satisfies. Furthermore, from time to time the Company sells securities out of the investment portfolio held for more than one year which may result in capital gains being made and tax being paid. The Company is therefore on occasion in a position to be able to make available to shareholders a LIC capital gain attributable part with our dividends.

In respect of this year's interim and final dividends of 1.0 and 2.5 cents per share, and the special dividend of 1.5 cents per share for the year ended 30 June 2023 respectively, they carried with them a 7.14 cents per share LIC capital gain attributable part (2022: 5 cents). The amount which shareholders may be able to claim as a tax deduction depends on their individual situation. Further details are provided in the dividend statements.

Significant Changes in the State of Affairs

Directors are not aware of any other significant changes in the operations of the Company, or the environment in which it operates, that will adversely affect the results in subsequent years.

Events Since Balance Date

The Directors are not aware of any other matters or circumstance not otherwise disclosed in the Financial Report or the Directors' Report which has arisen since the end of the financial year that has affected or may affect the operations, or the results of those operations, or the state of affairs of the Company in subsequent financial years.


Environmental Regulations

The Company's operations are such that they are not directly affected by any material environmental regulations.

Rounding of Amounts

The Company is of the kind referred to in the ASIC Corporations (Rounding in Financial/Directors' Reports) Instrument 2016/191, relating to the 'rounding off' of amounts in the financial report. Amounts in the financial report have been rounded off in accordance with that instrument, to the nearest thousand dollars, or in certain cases, to the nearest dollar.

Board Members




Rupert Myer AO

**Chairman and
Independent
Non-Executive
Director**

BCom (Hons)(Melb),
MA (Cantab)

Chairman of the Investment Committee.

Mr Myer was elected to the Board in January 2000 and appointed Chairman in 2020. Currently, he is President of The Myer Foundation, Chairman of the Yulgilbar Group and a Director of Mutual Trust Pty Limited and The Myer Family Investments Ltd. Mr Myer was formerly Deputy Chairman of Myer Holdings Ltd, Director of Diversified United Investments Limited, eCargo Holdings Limited and Healthscope Limited.



Mark Freeman

Managing Director

BE, MBA, Grad Dip
App Fin (Sec Inst),
AMP (INSEAD)

Member of the Investment Committee. Managing Director of Australian Investment Company Services Limited.

Mr Freeman became Chief Executive Officer and Managing Director in January 2018 having been Chief Investment Officer since joining the Company in February 2007. Prior to this he was a Partner with Goldman Sachs JBWere where he spent 12 years advising the investment companies on their investment and dealing activities. He has a deep knowledge and experience of investment markets and the Company's approaches, policies and processes. He is also Managing Director of Australian Foundation Investment Company Limited, Djerriwarrh Investments Limited and Mirrabooka Investments Limited.




Jodie Auster

**Independent
Non-Executive
Director**

MBBS, MBA

Dr Auster joined the Board in February 2021. Dr Auster is currently working on global strategy and organisational effectiveness at Uber. Prior to this role, she led Uber Eats across Asia Pacific as the Regional General Manager. Previously, Dr Auster was a Director of Customer Operations and Vice President of People for Thumbtack in San Francisco, and a consultant for Bain & Company in Australia. Dr Auster has extensive experience working with global technology platforms and has led several start-up businesses to achieve scale.



Roger Brown

**Independent
Non-Executive
Director**

B.Eng, MBA

Member of the Investment Committee.

Mr Brown was appointed to the Board in February 2014. He has been the Non-Executive Chairman of ARB Corporation Limited since 2016. Mr Brown also held the position of Executive Chairman of the company from 1987 to 2016.

Mr Brown has wide experience as a CEO and Director and brings to the company a wealth of knowledge from ARB Corporation's involvement in the automotive industry in Australia and overseas.

For personal use only



Paula Dwyer

Independent Non-Executive Director

BCom, FCA,
SF Fin, FAICD

Ms Dwyer joined the Board in June 2023. She is Chair of Allianz Australia Limited and Elenium Automation Pty Limited and a Non-Executive Director of Dexus Funds Management Limited, Lion Pty Limited and Lion Global Beverages, where she is Chair of the Audit, Risk and Compliance committees. She is a member of the Committee of the Melbourne Cricket Club.

Paula has been a Non-Executive Director for over 20 years following an executive career in investment banking and funds management. She has significant experience across financial services, investment management, healthcare, energy, utilities and infrastructure, gambling entertainment, property and construction, corporate finance and mergers and acquisitions.

Ms Dwyer's previous roles include as Non-Executive Director of ANZ Banking Group Limited (where she was Chair of the Audit Committee), Suncorp Group Limited, Astro Japan Property Group Limited, Fosters Group Limited, David Jones Limited and Promina Group Limited. She was formerly Chair of Tabcorp Holdings Limited and Healthscope Limited and Deputy Chair of Leighton Holdings Limited.



Michael J Hirst

Independent Non-Executive Director

B Com (Melb), SF Fin

Chairman of the Audit Committee.

Mr Hirst joined the Board in January 2019. He is a Director of AMP Limited, Butn Limited, GMHBA Limited, GMHBA Services Limited and Deputy Chairman of Racing Victoria Limited. He was Managing Director and Chief Executive Officer of Bendigo and Adelaide Bank Ltd from 2009 to 2018. He previously held senior executive and management positions with Colonial Limited, Chase AMP Bank Limited and Westpac Banking Corporation. He is an honorary member of the Business Council of Australia and was a member of the COVID Commission.



Jon Webster AM

Independent Non-Executive Director

BCom, LLB (Hons) LLM

Member of the Audit and Investment Committees.

Mr Webster was appointed to the Board in November 2016. Mr Webster was a partner of Allens practicing in the area of mergers and acquisitions for over 30 years and was a Board member of Allens for 12 years. He is a Trustee of the R E Ross Trust, a Director of Hillview Quarries Pty Ltd and an independent member of ASIC's Audit & Risk Committee. He was a Senior Fellow of the Law School of The University of Melbourne for over 20 years. He is a former Chairman of the Audit Committee of the Northern Land Council and of the Corporations Committee of the Law Council of Australia. He is also a former Director of the Human Rights Law Centre, a former member of the ASX's Listings Advisory Panel and of the Federal Government's Consultative Group to the Corporations Law Simplification Task Force.

Board Members

continued

Meetings of Directors

The number of meetings of the Company's Board of Directors and of each Board Committee held during the year ended 30 June 2023 and the numbers of meetings attended by each Director were:

	Board		Investment Committee		Audit Committee	
	Eligible to Attend	Attended	Eligible to Attend	Attended	Eligible to Attend	Attended
RH Myer	12	12	11	11	-	3 [#]
JR Auster	12	12	-	10 [#]	-	2 [#]
RG Brown	12	12	11	11	-	2 [#]
PJ Dwyer*	1	1	-	1 [#]	-	1 [#]
RM Freeman	12	12	11	11	-	3 [#]
MJ Hirst	12	12	-	11 [#]	3	3
SL McKenna**	9	9	-	8 [#]	2	2
JJ Webster	12	12	11	11	3	3

Attended meetings by invitation.

* P Dwyer was appointed to the Board on 6 June 2023.

** S McKenna retired from the Board on 31 March 2023.

Retirement, Election and Continuation in Office of Directors

Mr Roger Brown, being eligible, will offer himself for re-election at the forthcoming 2023 Annual General Meeting.

Mr Jon Webster, being eligible, will offer himself for re-election at the forthcoming 2023 Annual General Meeting.

Ms Paula Dwyer, being eligible, will offer herself for election at the forthcoming 2023 Annual General Meeting.

Insurance of Directors and Officers

During the financial year, the Company paid insurance premiums to insure the Directors and Officers named in this report to the extent allowable by law. The terms of the insurance contract preclude disclosure of further details.


Corporate Governance Statement

A copy of the Company's Corporate Governance Statement for the financial year ended 30 June 2023 can be found on the Company's website at:

amcil.com.au/Corporate-Governance.aspx

For personal use only

Senior Executives



Geoffrey N Driver

General Manager Business Development and Investor Relations

BEC, Grad Dip Finance,
MAICD

Mr Driver joined the Company in January 2003. Previously, he was with National Australia Bank Ltd for 18 years in various roles covering business strategy, marketing, distribution, investor relations and business operations. Mr Driver was formerly Chairman of Trust for Nature (Victoria).




Andrew JB Porter

Chief Financial Officer/ Company Secretary

MA (Hons) (St And),
FCA, MAICD

Mr Porter joined the Company in January 2005. He is a Chartered Accountant and has had over 25 years experience in accounting and financial management both in the United Kingdom with Andersen Consulting and Credit Suisse First Boston, and in Australia where he was Regional Chief Operating Officer for the Corporate and Investment Banking Division of CSFB. He is a Director of the Auditing and Assurance Standards Board (AUASB) and a Director of the Anglican Foundation. Mr Porter is a former Chair of The Group of 100 (G100), the peak body for CFOs.



Matthew J Rowe

Company Secretary

BA (Hons), MSc Corp
Gov, FGIA, FCG

Mr Rowe joined the Company in July 2016. He is a Chartered Secretary with over 18 years of experience in corporate governance with a particular focus in listed investment companies. He was previously a corporate governance advisor at a professional services firm which included acting as Company Secretary for three ASX listed companies. Prior to that he was the Company Secretarial Manager for a funds management company based in the United Kingdom.

For personal use only

Remuneration Report

(a) Principles Used to Determine Nature and Amount of Remuneration

The constitution of AMCIL requires approval by the shareholders in a general meeting of a maximum amount of remuneration to be allocated between Non-Executive Directors as they determine. In proposing the maximum amount for consideration in a general meeting, and in determining the allocation, the Board takes account of the time demands made on Directors, together with such factors as the general level of fees paid to Australian corporate Directors. The amount of remuneration excludes amounts that were owing to them when the Directors retirement allowances were frozen at 31 December 2003. Shareholders approved an aggregate maximum amount of \$600,000 for the remuneration of Directors at the AGM in October 2012.

Directors hold office until such time as they retire, resign or are removed from office under the terms set out in the constitution of the Company.

Mr Freeman is made available as Managing Director of AMCIL by Australian Investment Company Services Ltd (AICS). As part of his remuneration arrangements with AICS, Mr Freeman receives an 'at risk' component which is based on performance, as do other executives. The performance criteria include quantitative and qualitative assessments which include, amongst other things, the services that he has provided to AMCIL and for which AICS is paid.

The Directors and the Company have agreed to freeze Directors' retirement benefits at the 31 December 2003 level. This frozen amount will be paid to the respective Directors when they ultimately retire, without further adjustment. The Company continues to pay SGC contributions on Directors' fees.

(b) Remuneration of Directors

Directors of the Company determine the fees of Directors within the aggregate limit established by shareholders in general meeting.

Details of the nature and amounts of each Director's remuneration in respect of the year to 30 June 2023 were as follows:

	Short Term Fee/Base Salary \$	Post- employment Superannuation \$	Total remuneration \$
RH Myer – Chairman (Non-Executive)			
2023	121,267	12,733	134,000
2022	121,794	12,206	134,000
J Auster – Director (Non-Executive)			
2023	60,633	6,367	67,000
2022	60,897	6,103	67,000
RG Brown – Director (Non-Executive)			
2023	60,633	6,367	67,000
2022	60,897	6,103	67,000
PJ Dwyer – Director (Non-Executive) appointed 6 June 2023			
2023	4,165	437	4,602
RM Freeman – Managing Director (Executive)			
2023	-	-	-
2022	-	-	-
MJ Hirst – Director (Non-Executive)			
2023	60,633	6,367	67,000
2022	65,545	1,455	67,000
SL McKenna – Director (Non-Executive) retired 31 March 2023			
2023	45,475	4,775	50,250
2022	60,897	6,103	67,000
JJ Webster – Director (Non-Executive)			
2023	60,633	6,367	67,000
2022	60,897	6,103	67,000
Total Remuneration: Directors			
2023	413,439	43,413	456,852
2022	430,927	38,073	469,000

(c) Directors' Retirement Allowances

The Board proposed and shareholders approved at the 2004 AGM discontinuing the practice of paying Directors' retirement allowances.

The Director's retirement allowance provided in past years was equal to the total emoluments that the Director received in the three years immediately preceding retirement, where a Director had held office for five or more years and a proportionate part for less than five years' service.

For RH Myer, who was in office at 31 December 2003, the amounts accrued as at that date will be paid to him upon his ultimate retirement. No further accruals of Directors retiring allowances will be made after 31 December 2003. New Directors appointed to the Company since 2003 are not entitled to any Directors' retirement allowance.

The amounts payable to the respective current Directors who were in office at 31 December 2003, which will be paid when they retire, are set out below. These amounts were expensed in prior years as the retirement allowances accrued.

	Amount Payable on Retirement
	\$
RH Myer	68,150

Holdings of Securities Issued by the Company

As at 30 June 2023, Directors and Executives who held shares issued by the Company for their own benefit or who have an interest in holdings in the name of another party, and the total number of such securities, are as follows:

	Balance at	Net Changes	Balance at
	1 July 2022		30 June 2023
RH Myer	2,033,160	66,629	2,099,789
J Auster	-	43,103	43,103
RG Brown	1,559,654	551,112	2,110,766
PJ Dwyer	n/a	-	-
RM Freeman	1,023,978	33,557	1,057,535
MJ Hirst	238,461	7,815	246,276
SL McKenna	756,602	n/a	n/a
JJ Webster	2,183,331	57,886	2,241,217
GN Driver	482,306	15,807	498,113
AJB Porter	71,382	2,338	73,720
MJ Rowe	11,313	371	11,684

It is the Company's policy that no AMCIL shares owned by Directors or Executives are held subject to margin loans.

(d) Executives

The Company has four Executives: RM Freeman, Managing Director; GN Driver, General Manager – Business Development and Investor Relations; AJB Porter, Chief Financial Officer; and MJ Rowe who is Company Secretary (30 June 2022: four executives).

No remuneration is paid to the Executives directly by AMCIL as their services are provided pursuant to an arrangement with AICS as outlined in the Notes to the Financial Statements. However, the Managing Director, General Manager – Business Development and Investor Relations, the Chief Financial Officer and the Company Secretary were all required to purchase AMCIL shares as part of their Annual Incentive Plans. All executives purchased shares during the year under this plan.

Remuneration Report

continued

(e) Relationship with AICS

As noted above, the Company has no employees. Day-to-day operations and investment activities are carried out under the Board's direction by employees of Australian Investment Company Services Limited (AICS). AMCIL has a Director who represents the Company at AICS Board and Audit, Risk and Remuneration Committee meetings. This representative is usually either the Chairman or the Chair of the Audit Committee.

The Remuneration Report of the Parent (Australian Foundation Investment Company) includes full details of the basis upon which the executives of AICS are remunerated. AMCIL bears a portion of the cost of this remuneration through the fee which AICS charges.

Part of the incentive payments that the executives are eligible for is based on the performance of AMCIL. These incentive payments are all 'at risk' and are dependent upon company and personal performance.

The portion of incentive payments that relate to AMCIL are designed to reflect the risks that the Company and its shareholders face and how the Company has responded to those risks. In particular:

- the key performance indicators chosen to determine performance-related pay are those that the Company considers most relevant to its objectives of improving shareholder wealth over the medium to long term; and
- the focus is on performance over the medium to long term with only a small proportion of incentive being dependent on a single year's performance.

Executives are expected to build, over time, a relevant holding of AMCIL shares.

As well as personal objectives (20 per cent of potential target incentive), which include advice to the Board, succession planning, management of staff, risk management, service levels of internal support functions and promotion of corporate culture and satisfaction of key internal stakeholders, a portion of any incentive awarded is based on Investment and Company Performance (80 per cent of target Annual Incentive, 15 per cent of which is dependent on AMCIL's performance).

The portion related to AMCIL's performance takes account of the following factors:

- (a) Management expense ratio (MER): at Board discretion but normally measured against prior years' results.
- (b) Relative investment return: measure of the return on the portfolio invested (including cash) over the previous one, three, five and 10 years, relative to the S&P/ASX 200 Accumulation Index.
- (c) Gross return (GR): measure of the movement in the net asset backing of the Company (per share) plus the dividends assumed to be reinvested, grossed up for franking credits over the previous one, three, five and 10 years. This return is compared to the S&P/ASX 200 Accumulation Index grossed up for franking credits.

For the Managing Director, the total target amount of incentive that can be paid is 100 per cent of the Fixed Annual Remuneration (FAR) whilst for the other executives it is 50 per cent. As noted above, AMCIL only bears a portion of these costs through the payments that it makes to AICS.

The Board monitors these measures to ensure that they remain consistent and aligned with the objectives of the Company.

Details of the incentives paid during the year, and the outcomes of the relevant measures, including AMCIL's performance against the targets, are available in the AFIC Annual Report, available on its website afi.com.au.

For personal use only

Non-audit Services


Details of non-audit services performed by the auditors may be found in Note F2 of the Financial Report.

The Board of Directors has considered the position and, in accordance with the advice received from the Audit Committee, is satisfied that the provision of the non-audit services is compatible with the general standard of independence for auditors imposed by the *Corporations Act 2001*. The Directors are satisfied that the provision of non-audit services by the auditor, as set out below, did not compromise the auditor independence requirements of the *Corporations Act 2001* for the following reasons:

- all non-audit services have been reviewed by the Audit Committee to ensure they do not impact the impartiality and objectivity of the auditor; and
- none of the services undermine the general principles relating to auditor independence as set out in the *Corporations Act 2001* including reviewing or auditing the auditor's own work, acting in management or a decision-making capacity for the Company, acting as advocate for the Company, or jointly sharing economic risk and rewards.

A copy of the Auditor's Independence Declaration is set out on page 22.

This report in relation to the financial year to 30 June 2023 is presented by the Directors of the Company in accordance with a resolution of Directors.



R Myer AO
Chairman

Melbourne
31 July 2023

For personal use only

Auditor's Independence Declaration



Auditor's Independence Declaration

As lead auditor for the audit of AMCIL Limited for the year ended 30 June 2023, I declare that to the best of my knowledge and belief, there have been:

- (a) no contraventions of the auditor independence requirements of the *Corporations Act 2001* in relation to the audit; and
- (b) no contraventions of any applicable code of professional conduct in relation to the audit.

A handwritten signature in cursive script that reads 'Kate L Logan'.

Kate L Logan
Partner
PricewaterhouseCoopers

Melbourne
31 July 2023

PricewaterhouseCoopers, ABN 52 780 433 757
2 Riverside Quay, SOUTHBANK VIC 3006, GPO Box 1331, MELBOURNE VIC 3001
T: 61 3 8603 1000, F: 61 3 8603 1999, www.pwc.com.au

Liability limited by a scheme approved under Professional Standards Legislation.

For personal use only

FINANCIAL STATEMENTS

23	FINANCIAL STATEMENTS	36	D. Balance Sheet Reconciliations
24	Income Statement	36	D1. Current Assets – Cash
25	Statement of Comprehensive Income	36	D2. Credit Facilities
26	Balance Sheet	36	D3. Revaluation Reserve
27	Statement of Changes in Equity	37	D4. Realised Capital Gains Reserve
28	Cash Flow Statement	37	D5. Retained Profits
		37	D6. Share Capital
29	NOTES TO THE FINANCIAL STATEMENTS	38	E. Income Statement Reconciliations
29	A. Understanding AMCIL's Financial Performance	38	E1. Reconciliation of Net Cash Flows From Operating Activities to Profit
29	A1. How AMCIL Manages its Capital	38	E2. Tax Reconciliations
29	A2. Investments Held and How They Are Measured	39	F. Further Information
30	A3. Operating Income	39	F1. Related Parties
31	A4. Dividends Paid	39	F2. Remuneration of Auditors
32	A5. Earnings Per Share	39	F3. Segment Reporting
		40	F4. Summary of Other Accounting Policies
32	B. Costs, Tax and Risk		
32	B1. Management Costs		
33	B2. Tax		
34	B3. Risk		
35	C. Unrecognised Items		
35	C1. Contingencies		

For personal use only

Income Statement

For the Year Ended 30 June 2023

	Note	2023 \$'000	2022 \$'000
Dividends and distributions	A3	9,371	10,724
Revenue from deposits and bank bills		401	5
Total revenue		9,772	10,729
Net gains/(losses) on trading portfolio	A3	(6)	(678)
Income from options written portfolio	A3	578	391
Income from operating activities		10,344	10,442
Finance costs		(91)	(115)
Administration expenses	B1	(2,242)	(2,000)
Profit before income tax expense		8,011	8,327
Income tax expense	B2, E2	(456)	(212)
Profit for the year		7,555	8,115
		Cents	Cents
Basic earnings per share	A5	2.43	2.68

This Income Statement should be read in conjunction with the accompanying notes.

For personal use only

Statement of Comprehensive Income

For the Year Ended 30 June 2023

	Year to 30 June 2023			Year to 30 June 2022		
	Revenue ¹ \$'000	Capital ¹ \$'000	Total \$'000	Revenue ¹ \$'000	Capital ¹ \$'000	Total \$'000
Profit for the year	7,555	-	7,555	8,115	-	8,115
Other comprehensive income						
Gains/(losses) for the period	-	29,214	29,214	-	(55,954)	(55,954)
Tax on above	-	(8,832)	(8,832)	-	16,909	16,909
Total other comprehensive income	-	20,382	20,382	-	(39,045)	(39,045)
Total comprehensive income	7,555	20,382	27,937	8,115	(39,045)	(30,930)

1. 'Capital' includes realised or unrealised gains or losses (and the tax on those) on securities in the investment portfolio. Income in the form of distributions and dividends is recorded as 'Revenue'. All other items, including expenses, are included in Profit for the Year, which is categorised under 'Revenue'.

None of the items included in other comprehensive income will be recycled through the Income Statement.

This Statement of Comprehensive Income should be read in conjunction with the accompanying notes.

For personal use only

Balance Sheet

As at 30 June 2023

	Note	2023 \$'000	2022 \$'000
Current assets			
Cash	D1	4,954	21,714
Receivables		1,386	1,992
Total current assets		6,340	23,706
Non-current assets			
Investment portfolio	A2	341,359	306,643
Deferred tax assets	E2	786	-
Total non-current assets		342,145	306,643
Total assets		348,485	330,349
Current liabilities			
Payables		141	1,093
Tax payable		286	10,239
Options sold	A2	260	60
Total current liabilities		687	11,392
Non-current liabilities			
Deferred tax liabilities – other	E2	-	127
Deferred tax liabilities – investment portfolio	B2	27,597	17,860
Total non-current liabilities		27,597	17,987
Total liabilities		28,284	29,379
Net assets		320,201	300,970
Shareholders' equity			
Share capital	A1, D6	223,819	221,801
Revaluation reserve	A1, D3	48,181	27,337
Realised capital gains reserve	A1, D4	26,080	37,266
Retained profits	A1, D5	22,121	14,566
Total shareholders' equity		320,201	300,970

This Balance Sheet should be read in conjunction with the accompanying notes.

For personal use only

Statement of Changes in Equity

For the Year Ended 30 June 2023

Year Ended 30 June 2023	Note	Share Capital \$'000	Revaluation Reserve \$'000	Realised Capital Gains Reserve \$'000	Retained Profits \$'000	Total \$'000
Total equity at the beginning of the year		221,801	27,337	37,266	14,566	300,970
Dividends paid	A4	-	-	(10,724)	-	(10,724)
Shares issued under Dividend Reinvestment Plan	D6	2,029	-	-	-	2,029
Other share capital adjustments		(11)	-	-	-	(11)
Total transactions with shareholders		2,018	-	(10,724)	-	(8,706)
Profit for the year		-	-	-	7,555	7,555
Other comprehensive income (net of tax)						
Net gains for the period on investments		-	20,382	-	-	20,382
Other comprehensive income for the year		-	20,382	-	-	20,382
Transfer to realised capital gains reserve of realised losses on investments sold		-	462	(462)	-	-
Total equity at the end of the year		223,819	48,181	26,080	22,121	320,201

Year Ended 30 June 2022	Note	Share Capital \$'000	Revaluation Reserve \$'000	Realised Capital Gains Reserve \$'000	Retained Profits \$'000	Total \$'000
Total equity at the beginning of the year		208,987	88,605	28,299	9,452	335,343
Dividends paid	A4	-	-	(13,256)	(3,001)	(16,257)
Shares issued under Dividend Reinvestment Plan	D6	2,832	-	-	-	2,832
Shares issued under Share Purchase Plan	D6	10,036	-	-	-	10,036
Other share capital adjustments		(54)	-	-	-	(54)
Total transactions with shareholders		12,814	-	(13,256)	(3,001)	(3,443)
Profit for the year		-	-	-	8,115	8,115
Other comprehensive income (net of tax)						
Net losses for the period on investments		-	(39,045)	-	-	(39,045)
Other comprehensive income for the year		-	(39,045)	-	-	(39,045)
Transfer to realised capital gains reserve of realised gains on investments sold		-	(22,223)	22,223	-	-
Total equity at the end of the year		221,801	27,337	37,266	14,566	300,970

This Statement of Changes in Equity should be read in conjunction with the accompanying notes.

For personal use only

Cash Flow Statement

For the Year Ended 30 June 2023

	Note	2023 \$'000 Inflows/ (Outflows)	2022 \$'000 Inflows/ (Outflows)
Cash flows from operating activities			
Sales from trading portfolio		718	3,387
Purchases for trading portfolio		(277)	(3,495)
Interest received		401	5
Proceeds from entering into options in options sold portfolio		1,556	473
Payment to close out options in options sold portfolio		(777)	(69)
Dividends and distributions received		8,534	8,175
		10,155	8,476
Administration expenses		(2,194)	(1,990)
Finance costs paid		(91)	(115)
Income taxes paid		(210)	(50)
Net cash inflow/(outflow) from operating activities	E1	7,660	6,321
Cash flows from investing activities			
Sales from investment portfolio		47,796	106,147
Purchases for investment portfolio		(53,302)	(92,579)
Tax paid on capital gains		(10,208)	(5,665)
Net cash inflow/(outflow) from investing activities		(15,714)	7,903
Cash flows from financing activities			
Shares issued		2,029	12,868
Share issue transaction costs		(11)	(54)
Dividends paid		(10,724)	(16,257)
Net cash inflow/(outflow) from financing activities		(8,706)	(3,443)
Net increase/(decrease) in cash held		(16,760)	10,781
Cash at the beginning of the year		21,714	10,933
Cash at the end of the year	D1	4,954	21,714

For the purpose of the Cash Flow Statement, 'cash' includes cash and deposits held at call.

This Cash Flow Statement should be read in conjunction with the accompanying notes.

NOTES TO THE FINANCIAL STATEMENTS

A. Understanding AMCIL's Financial Performance

A1. How AMCIL Manages its Capital

AMCIL's objective is to provide shareholders with attractive total returns including strong capital growth over the medium to long term and to pay fully franked dividends.

AMCIL recognises that its capital will fluctuate with market conditions. In order to manage those fluctuations, the Board may adjust the amount of dividends paid, issue new shares, buy back the Company's shares or sell assets to settle any debt.

AMCIL's capital consists of its shareholders' equity plus any net borrowings. A summary of the balances in equity is provided below:

	2023 \$'000	2022 \$'000
Share capital	223,819	221,801
Revaluation reserve	48,181	27,337
Realised capital gains reserve	26,080	37,266
Retained profits	22,121	14,566
	320,201	300,970

Refer to Notes D3–D6 for a reconciliation of movement for each equity account from period to period.

A2. Investments Held and How They Are Measured

AMCIL has three portfolios of securities: the investment portfolio, the options written portfolio and the trading portfolio. Details of all holdings (except for specific option holdings) as at the end of the reporting period can be found at the end of the Annual Report.

The investment portfolio holds securities which the company intends to retain on a long term basis. The options written portfolio and trading portfolio are held for short term trading only. The latter is relatively small in size when utilised. The options written portfolio can contain both call and put options and call options are only written over securities held in the investment portfolio.

The balance and composition of the investment portfolio was:

	2023 \$'000	2022 \$'000
Equity instruments (at market value)	341,359	306,643
	341,359	306,643
The fair value (the price at which the option may be bought) at 30 June of the securities in the options written portfolio was:		
Call options	(260)	(60)
Put options	-	-
	(260)	(60)

All options written by the Company and open at year end are call options. If all options were exercised, this would lead to the sale of \$18.4 million worth of securities at an agreed price – the 'exposure' (2022: \$6.1 million).

\$6.2 million of shares are lodged with ASX Clear Pty Ltd as collateral for sold option positions written by the Company (2022: \$5.8 million). These shares are lodged with ASX Clear under the terms of ASX Clear Pty Ltd which require participants in the Exchange Traded Option market to lodge collateral, and are recorded as part of the Company's investment portfolio.

How Investments Are Shown in the Financial Statements

The accounting standards set out the following hierarchy for fair value measurement:

Level 1: quoted prices in active markets for identical assets or liabilities.

Level 2: inputs other than quoted prices, which can be observed either directly (as prices) or indirectly (derived from prices).

Level 3: inputs for the asset or liabilities that are not based on observable market data.

All financial instruments held by AMCIL are classified as Level 1 (other than an immaterial amount of call or put options when written and the company's investment in Marketplacer which is a Level 3 investment). Their fair values are initially measured at the costs of acquisition and then remeasured based on quoted market prices at the end of the reporting period.

Notes to the Financial Statements

continued

Net Tangible Asset Backing Per Share

The Board regularly reviews the net asset backing per share both before and after provision for deferred tax on the unrealised gains in AMCIL's long term investment portfolio. Deferred tax is calculated as set out in Note B2. The relevant amounts as at 30 June 2023 and 30 June 2022 were as follows:

	30 June 2023 \$	30 June 2022 \$
Net tangible asset backing per share		
Before tax	1.12	1.03
After tax	1.03	0.97

Equity Investments

The shares in the investment portfolio are designated under the accounting standards as financial assets measured at fair value through 'other comprehensive income' (OCI), because they are equity instruments held for long term capital growth and dividend income, rather than to solely make a profit from their sale. This means that changes in the value of these shares during the reporting period are included in OCI in the Statement of Comprehensive Income. The cumulative change in value of the shares over time is then recorded in the revaluation reserve. On disposal, the amounts recorded in the revaluation reserve are transferred to the realised capital gains reserve.

Options

Options are classified as financial assets or liabilities at fair value through profit and loss and usually have an expiry date within 12 months from the date that they are sold. Options written are initially brought to account at the amount received upfront for entering into the contract (the premium) and subsequently revalued to current market value.

Securities Sold and How They Are Measured

Where securities are sold from the investment portfolio, any difference between the sale price and the cost is transferred from the revaluation reserve to the realised capital gains reserve and the amounts noted in the Statement of Changes in Equity. This means the Company is able to identify the realised gains out of which it can pay a 'Listed Investment Company' (LIC) gain as part of the dividend, which conveys certain taxation benefits to many of AMCIL's shareholders.

The realised gain or loss on options written is not recognised until the option expires, is exercised or is closed out. All unrealised gains or losses which represent movements in the market value of the options are recognised through the Income Statement

During the period \$46.8 million (2022: \$103.5 million) of equity securities were sold. The cumulative loss on the sale of securities from the investment portfolio was \$0.5 million for the period after tax (2022: \$22.2 million gain). This has been transferred from the revaluation reserve to the realised capital gains reserve (see Statement of Changes in Equity). These sales were accounted for at the date of trade.

A3. Operating Income

The total income received from AMCIL's investments in 2023 is set out below.

	2023 \$'000	2022 \$'000
Dividends and distributions		
Dividends from securities held in investment portfolio at 30 June	8,987	9,627
Dividends from investment securities sold during the year	384	978
Dividends from trading securities at 30 June	-	119
Dividends from trading securities sold during the year	-	-
	9,371	10,724

Dividends from listed securities are recognised as income when those securities are quoted in the market on an ex-distribution basis. Dividends from unlisted securities are recognised as income when they are received. Capital returns on ordinary shares are treated as an adjustment to the carrying value of the shares.

Trading Income and Non-equity Investments

Net gains (before tax) on the trading and options portfolio are set out below.

	2023 \$'000	2022 \$'000
Net gains		
Net realised gains/(losses) from securities in trading portfolio	(6)	(678)
Realised gains on options written portfolio	560	298
Unrealised gains/(losses) on options written portfolio	18	93
	572	(287)

A4. Dividends Paid

The dividends paid and payable for the year ended 30 June 2023 are shown below:

	2023 \$'000	2022 \$'000
(a) Dividends Paid During the Year		
Final dividend for the year ended 30 June 2022 of 2.5 cents fully franked at 30 per cent, paid 25 August 2022 (2022: 2.5 cents fully franked plus a special dividend of 2 cents fully franked at 30 per cent, paid on 26 August 2021)	7,651	13,285
Interim dividend for the year ended 30 June 2023 of 1 cent fully franked at 30 per cent, paid 23 February 2023 (2022: 1 cent fully franked at 30 per cent, paid 24 February 2022)	3,073	2,972
	10,724	16,257
(b) Franking Credits		
Balance on the franking account after allowing for tax payable in respect of the current year's profits and the receipt of dividends recognised as receivables	12,759	14,385
Impact on the franking account of dividends declared but not recognised as a liability at the end of the current financial year:	(5,346)	(3,320)
Net available	7,413	11,065
These franking account balances would allow AMCIL to frank additional dividend payments at a rate of 30 per cent (30 June 2022: 30 per cent) up to an amount of:	17,297	25,818
AMCIL's ability to continue to pay franked dividends is dependent upon the receipt of franked dividends from the trading and investment portfolios and on AMCIL paying tax.		
(c) Dividends Declared After Balance Date		
Since the end of the year Directors have declared a final dividend of 2.5 cents per share plus a special dividend of 1.5 cents per share, both fully franked at 30 per cent. The aggregate amount of the final dividend for the year to 30 June 2023 to be paid on 24 August 2023, but not recognised as a liability at the end of the financial year is:	12,475	-
(d) Listed Investment Company Capital Gain Account		
Balance of the Listed Investment Company (LIC) capital gain account	13,264	23,993
This equates to an attributable gain of	18,949	34,276

Distributed LIC capital gains may entitle certain shareholders to a deduction in their tax return, as set out in the dividend statement. LIC capital gains available for distribution are dependent on the disposal of investment portfolio holdings that qualify for LIC capital gains, or the receipt of LIC distributions from LIC securities held in the portfolios. \$17.8 million of the attributable gain is being paid out as part of the final dividend.

For personal use only

Notes to the Financial Statements

continued

A5. Earnings Per Share

The table below shows the earnings per share based on the profit for the year:

Basic Earnings Per Share	2023 Number	2022 Number
Weighted average number of ordinary shares used as the denominator	311,281,211	303,233,326
	\$'000	\$'000
Profit for the year	7,555	8,115
	Cents	Cents
Basic earnings per share	2.43	2.68

Dilution

As there are no options, convertible notes or other dilutive instruments on issue, diluted earnings per share is the same as basic earnings per share.

B. Costs, Tax and Risk

B1. Management Costs

The total management expenses for the period are as follows:

	2023 \$'000	2022 \$'000
Administration fees paid to AICS	(1,216)	(1,021)
Other administration expenses	(1,026)	(979)
	(2,242)	(2,000)

Administration Fees Paid to AICS

Australian Investment Company Services Limited (AICS) undertakes the day-to-day administration of AMCIL's investments and its operations, including financial reporting and the provision of key personnel.

Other Administration Expenses

A major component of other administration expenses is Directors' remuneration. This has been summarised below:

	Short Term Benefits \$	Post- employment Benefits \$	Total \$
2023			
Directors	413,439	43,413	456,852
2022			
Directors	430,927	38,073	469,000

AMCIL recognises Directors' retirement allowances that have been crystallised as 'amounts payable'. There are no further retirement allowances that will need to be expensed.

Detailed remuneration disclosures are provided in the Remuneration Report.

The Company does not make loans to Directors.

For personal use only

B2. Tax

AMCIL's tax position, and how it accounts for tax, is explained here. Detailed reconciliations of tax accounting to the financial statements can be found in Note E2.

The income tax expense for the period is the tax payable on this financial year's taxable income, adjusted for any changes in deferred tax assets and liabilities attributable to temporary differences and for any unused tax losses. Deferred tax assets and liabilities (except for those related to the unrealised gains or losses in the investment portfolio) are offset, as all current and deferred taxes relate to the Australian Taxation Office and can legally be settled on a net basis. Deferred tax balances are calculated at the rate of 30 per cent (2022: 30 per cent).

A provision has been made for taxes on any unrealised gains or losses on securities valued at fair value through the Income Statement – i.e. the trading portfolio and the options written portfolio.

A provision also has to be made for any taxes that could arise on sale of securities in the investment portfolio, even though there is no intention to dispose of them. Where AMCIL disposes of such securities, tax is calculated according to the particular parcels allocated to the sale for tax purposes, offset against any capital losses carried forward.

Tax Expense

The income tax expense for the period is shown below:

(a) Reconciliation of Income Tax Expense to Prima Facie Tax Payable

	2023 \$'000	2022 \$'000
Profit before income tax expense	8,011	8,327
Tax at the Australian company tax rate of 30 per cent (2022: 30 per cent)	2,403	2,498
Tax offset for franked dividends received	(1,782)	(2,470)
Tax effect of sundry items either taxable in current year but not included in income or non-taxable	(90)	280
	531	308
Over provision in prior years	(75)	(96)
Total tax expense	456	212

Deferred Tax Liabilities – Investment Portfolio

The accounting standards require us to recognise a deferred tax liability for the potential capital gains tax on the unrealised gain in the investment portfolio. This amount is shown in the Balance Sheet. However, the Board does not intend to sell the investment portfolio, so this tax liability is unlikely to arise at this amount. Any sale of securities would also be affected by any changes in capital gains tax legislation or tax rate applicable to such gains when they are sold.

	2023 \$'000	2022 \$'000
Deferred tax liabilities on unrealised gains in the investment portfolio	27,597	17,860
Opening balance at 1 July	17,860	44,977
Tax on realised gains (at 30 per cent)	905	(10,208)
Charged to OCI for ordinary securities on gains or losses for the period	8,832	(16,909)
	27,597	17,860

Notes to the Financial Statements

continued

B3. Risk

Market Risk

Market risk is the risk that the fair value or future cash flows of a financial instrument will fluctuate because of changes in market prices.

As a Listed Investment Company that invests in tradeable securities, AMCIL can never be free of market risk as it invests its capital in securities which are not risk free – the market price of these securities will fluctuate.

A general fall in market prices of 5 per cent and 10 per cent, if spread equally over all assets in the investment portfolio, would have led to a reduction in AMCIL's comprehensive income of \$11.9 million and \$23.9 million respectively, at a tax rate of 30 per cent (2022: \$10.7 million and \$21.5 million at a tax rate of 30 per cent).

AMCIL seeks to reduce market risk at the investment portfolio level by ensuring that it is not, in the opinion of the Investment Committee, overly exposed to one company or one particular sector of the market. The relative weightings of the individual securities and the relevant market sectors are reviewed by the Investment Committee and risk can be managed by reducing exposure where necessary. AMCIL does not have a minimum or maximum amount of the portfolio that can be invested in a single company or sector.

AMCIL's investment exposure by sector is as below:

	2023 %	2022 %
Energy	2.55	1.78
Materials	9.62	8.18
Industrials	14.75	14.78
Consumer Discretionary	12.38	10.37
Consumer Staples	3.14	3.95
Banks	8.09	5.36
Other Financials and Real Estate	16.92	16.31
Telecommunications	12.00	7.87
Healthcare	16.06	19.12
Information Technology	3.05	5.67
Cash	1.44	6.61

There were five securities representing over 5 per cent of the combined investment and trading portfolio (including options) at 30 June 2023 – CSL (10.0 per cent), BHP (5.7 per cent), Wesfarmers (5.6 per cent), Macquarie Group (5.6 per cent) and Transurban (5.5 per cent) (2022 Five: CSL (11.1 per cent), Transurban (6.4 per cent), Mainfreight (5.7 per cent), Macquarie Group (5.6 per cent) and BHP (5.1 per cent)).

AMCIL is not currently materially exposed to interest rate risk as the majority of its cash investments are in an overnight 'at call' account invested in cash management trusts which invest predominantly in securities with an A1+ rating and which are for fixed rates for short term duration. AMCIL is also not directly materially exposed to currency risk as most of its investments are quoted in Australian dollars.

The writing of call options provides some protection against a fall in market prices as it generates income to partially compensate for a fall in capital values. Options are only written against securities that are held in the trading or investment portfolios although stock may be purchased on-market to meet call obligations.

Credit Risk

Credit risk is the risk that one party to a financial instrument will cause a financial loss for the other party by failing to discharge an obligation. AMCIL is exposed to credit risk from cash, receivables, securities in the trading portfolio and securities in the investment portfolio respectively. None of these assets are overdue. The risk in relation to each of these items is set out below.

Cash

All cash investments not held in a transactional account are invested in short term deposits with Australia's 'big four' commercial banks or in cash management trusts which invest predominantly in securities with an A1+ rating. In the unlikely event of a bank default or default on the underlying securities in the cash trust, there is a risk of losing the cash deposits and any accrued unpaid interest.

Receivables

Outstanding settlements are on the terms operating in the securities industry, which usually require settlement within two days of the date of a transaction. Receivables are non-interest bearing and unsecured. In the event of a payment default, there is a risk of losing any difference between the price of the securities sold and the price of the recovered securities from the discontinued sale. Receivables also include dividends from securities that have passed the record date for the distribution but have not paid as at balance date.

Trading and Investment Portfolios

Converting and convertible notes or other interest-bearing securities that are not equity securities carry credit risk to the extent of their carrying value. This risk will be realised in the event of a shortfall on winding-up of the issuing companies. As at 30 June 2023, no such investments are held (2022: nil).

Liquidity Risk

Liquidity risk is the risk that an entity will not be able to meet its financial liabilities.

AMCIL monitors its cash flow requirements daily. The Investment Committee also monitors the level of contingent payments on a regular basis by reference to known sales and purchases of securities, dividends and distributions to be paid or received, put options that may require AMCIL to purchase securities, and facilities that need to be repaid. AMCIL ensures that it has either cash or access to short term borrowing facilities sufficient to meet these contingent payments.

AMCIL's inward cash flows depend upon the dividends received. Should these drop by a material amount, AMCIL would amend its outward cash flows accordingly. AMCIL's major cash outflows are the purchase of securities and dividends paid to shareholders, and both of these can be adjusted by the Board and management. Furthermore, the assets of AMCIL are largely in the form of readily tradeable securities which can be sold on-market if necessary.

The table below analyses AMCIL's financial liabilities into relevant maturity groupings. The amounts disclosed in the table are the contractual undiscounted cash flows. Balances due within 12 months equal their carrying amounts as the impact of discounting is not significant.

	Less Than 6 Months \$'000	6-12 Months \$'000	Greater Than 1 Year \$'000	Total Contractual Cash Flows \$'000	Carrying Amount \$'000
30 June 2023					
Payables	141	-	-	141	141
Options written*	-	-	-	-	260
	141	-	-	141	401
30 June 2022					
Payables	1,093	-	-	1,093	1,093
Options written*	-	-	-	-	60
	1,093	-	-	1,093	1,153

* In the case of call options, there are no contractual cash flows as if the option is exercised the contract will be settled in the securities over which the option is written. The contractual cash flows for put options written are the cash sums the Company will pay to acquire securities over which the options have been written, and it is assumed for purpose of the above disclosure that all options will be exercised (i.e. maximum cash outflow). There were no put options outstanding as at 30 June 2023 or 30 June 2022.

C. Unrecognised Items

C1. Contingencies

Directors are not aware of any material contingent liabilities or contingent assets other than those already disclosed elsewhere in the Financial Report.

Notes to the Financial Statements

continued

Further notes to the financial statements are included here. It is grouped into three sections:

- D. Balance Sheet Reconciliations
- E. Income Statement Reconciliations
- F. Further Information

D. Balance Sheet Reconciliations

This section provides further information about the basis of calculation of line items in the financial statements.

D1. Current Assets – Cash

	2023 \$'000	2022 \$'000
Cash at bank	504	499
Cash Management Trusts	4,450	21,215
	4,954	21,714

Cash holdings yielded an average floating interest rate of 2.97 per cent (2022: 0.08 per cent). All cash investments are held in a transactional account or an over-night 'at call' account invested in cash management trusts which invest predominantly in short term securities with an A1+ rating.

D2. Credit Facilities

The Company was party to agreements under which Commonwealth Bank of Australia would extend cash advance facilities.

	2023 \$'000	2022 \$'000
Commonwealth Bank of Australia – cash advance facility	10,000	10,000
Amount drawn down at 30 June	-	-
Undrawn facilities at 30 June	10,000	10,000

Repayment of facilities is done either through the use of cash received from distributions or the sale of securities, or by rolling existing facilities into new ones. Facilities when utilised are usually drawn down for no more than three months.

The facility expires on 30 June 2025.

D3. Revaluation Reserve

	2023 \$'000	2022 \$'000
Opening balance at 1 July 2022	27,337	88,605
Gains/(losses) on investment portfolio	29,214	(55,954)
Deferred tax on above	(8,832)	16,909
Transfer to realised capital gains reserve for realised (gains)/losses	462	(22,223)
	48,181	27,337

This reserve is used to record increments and decrements on the revaluation of the investment portfolio as described in accounting policy Note A2.

For personal use only

D4. Realised Capital Gains Reserve

	2023 \$'000	2022 \$'000
Opening balance at 1 July	37,266	28,299
Dividends paid	(10,724)	(13,256)
Cumulative taxable realised gains/(losses) for period through OCI (net of tax)	(462)	22,223
	26,080	37,266

This reserve records gains or losses after applicable taxation arising from disposal of securities in the investment portfolio as described in Note A2.

D5. Retained Profits

	2023 \$'000	2022 \$'000
Opening balance at 1 July	14,566	9,452
Dividends paid	-	(3,001)
Profit for the year	7,555	8,115
	22,121	14,566

This reserve relates to past profits.

D6. Share Capital

Date	Details	Notes	Number of Shares '000	Issue Price \$	Paid-up Capital \$'000
01/7/2021	Balance		298,743		208,987
26/8/2021	Dividend Reinvestment Plan	i	1,798	1.27	2,284
26/8/2021	Dividend Substitution Share Plan	ii	125	1.27	n/a
24/2/2022	Dividend Reinvestment Plan	i	453	1.21	548
24/2/2022	Dividend Substitution Share Plan	ii	29	1.21	n/a
09/3/2022	Share Purchase Plan	iii	8,726	1.15	10,036
Various	Costs of issue				(54)
30/6/2022	Balance		309,874		221,801
25/8/2022	Dividend Reinvestment Plan	i	1,330	1.09	1,449
25/8/2022	Dividend Substitution Share Plan	ii	88	1.09	n/a
23/2/2023	Dividend Reinvestment Plan	i	557	1.04	580
23/2/2023	Dividend Substitution Share Plan	ii	38	1.04	n/a
Various	Costs of issue		-	-	(11)
30/6/2023	Balance		311,887		223,819

- i. Shareholders elect to have all or part of their dividend payment reinvested in new ordinary shares under the Dividend Reinvestment Plan (DRP). The price of the new DRP shares is based on the average selling price of shares traded on the Australian Securities Exchange (ASX) and Chi-X in the five days after the shares begin trading ex-dividend.
- ii. The Company has a Dividend Substitution Share Plan (DSSP) whereby shareholders may elect to forgo a dividend and receive shares instead. Pricing for the DSSP shares is done as per the DRP shares.
- iii. During the year ended 30 June 2022 the Company announced a Share Purchase Plan (SPP). The SPP issue price was set at a 2.5 per cent discount to the volume-weighted average price of AMCIL shares traded on the Australian Securities Exchange (ASX) & Cboe over the five trading days up to, and including, the day before the SPP offer closed.

All shares have been fully paid, rank pari passu and have no par value.

Notes to the Financial Statements

continued

E. Income Statement Reconciliations

E1. Reconciliation of Net Cash Flows From Operating Activities to Profit

	2023 \$'000	2022 \$'000
Profit for the year	7,555	8,115
Increase/(decrease) in options written portfolio	200	13
Dividends received as securities under DRP investments	-	(2,025)
Decrease/(increase) in current receivables	606	1,323
– Less increase/(decrease) in receivables for investment portfolio	(996)	(1,276)
Increase/(decrease) in deferred tax liabilities	8,824	(27,048)
– Less (increase)/decrease in deferred tax liability on investment portfolio	(9,737)	27,117
Increase/(decrease) in current payables	(952)	1,010
– Less decrease/(increase) in payables for investment portfolio	1,000	(1,000)
Increase/(decrease) in provision for tax payable	(9,953)	4,634
– Less CGT provision/deferred tax on CGT losses	905	(10,208)
– Add taxes paid on capital gains	10,208	5,666
Net cash flows from operating activities	7,660	6,321

E2. Tax Reconciliations

	2023 \$'000	2022 \$'000
Tax Expense Composition		
Charge/(credit) for tax payable relating to the current year	523	239
Over provision in prior years	(75)	(96)
Deferred tax on realised losses	(905)	-
(Increase)/decrease in deferred tax assets	913	69
	456	212

Amounts Recognised Directly Through Other Comprehensive Income

Net movement in tax liabilities relating to capital gains tax on the movement in gains in the investment portfolio	9,737	(16,909)
Deferred tax on realised losses	(905)	-
	8,832	(16,909)

Deferred Tax Assets and Liabilities

The deferred tax balances are attributable to:

	2023 \$'000	2022 \$'000
(a) Tax on unrealised gains or losses in the options written portfolio	(32)	(26)
(b) Provisions and expenses charged to the accounting profit which are not yet tax deductible	13	22
(c) Deferred tax asset on realised capital losses	905	-
(d) Interest and dividend income receivable which is not assessable for tax until receipt	(100)	(123)
	786	(127)
Movements:		
Opening asset/(liability) balance at 1 July	(127)	(58)
Credited/(charged) to Income statement	913	(69)
	786	(127)

Deferred tax assets and liabilities arise when provisions and expenses have been charged but are not yet tax deductible. These assets are realised when the relevant items become tax deductible, as long as enough taxable income has been generated to claim the assets against, and as long as there are no changes to the tax legislation that affect AMCIL's ability to claim the deduction. As noted in Note B2, deferred tax assets and liabilities have been calculated at a rate of 30 per cent (2022: 30 per cent).

F. Further Information

This section covers information that is not directly related to specific line items in the financial statements, including information about related party transactions, assets pledged as security and other statutory information.

F1. Related Parties

All transactions with deemed related parties were made on normal commercial terms and conditions and approved by independent Directors. The only such transactions were in connection with the services provided by AICS (see Note B1).

F2. Remuneration of Auditors

During the year the auditor earned the following remuneration:

	2023 \$	2022 \$
PricewaterhouseCoopers		
Audit or review of Financial Reports	82,646	76,194
Permitted non-audit services		
CGT compliance review	50,051	34,485
Taxation compliance services	10,346	9,886
Total remuneration	143,043	120,565

F3. Segment Reporting

Operating segments are reported in a manner consistent with the internal reporting used by the chief operating decision-maker. The Board, through its sub-committees, has been identified as the chief operating decision-maker, as it is responsible for allocating resources and assessing performance of the operating segments.

Description of Segments

The Board makes the strategic resource allocations for AMCIL. AMCIL has therefore determined the operating segments based on the reports reviewed by the Board, which are used to make strategic decisions.

The Board is responsible for AMCIL's entire portfolio of investments and considers the business to have a single operating segment. The Board's asset allocation decisions are based on a single, integrated investment strategy, and AMCIL's performance is evaluated on an overall basis.

Segment Information Provided to the Board

The internal reporting provided to the Board for AMCIL's assets, liabilities and performance is prepared on a consistent basis with the measurement and recognition principles of Australian Accounting Standards, except that net assets are reviewed both before and after the effects of capital gains tax on investments (as reported in AMCIL's Net Tangible Asset announcements to the ASX).

Other Segment Information

Revenues from external parties are derived from the receipt of dividend, distribution and interest income, and income arising on the trading portfolio and realised income from the options portfolio.

AMCIL is domiciled in Australia and most of AMCIL's income is derived from Australian entities or entities that maintain a listing in Australia. AMCIL has a diversified portfolio of investments, with only one investment comprising more than 10 per cent of AMCIL's income, including realised income from the trading and options written portfolios – BHP (17.3 per cent) (2022: One – BHP (39.5 per cent, including the Woodside/BHP Petroleum merger dividend).

Notes to the Financial Statements

continued

F4. Summary of Other Accounting Policies

This general purpose financial report has been prepared in accordance with Australian Accounting Standards, Interpretations issued by the Australian Accounting Standards Board and the *Corporations Act 2001*. This financial report has been authorised for issue on 31 July 2023 in accordance with a resolution of the Board and is presented in the Australian currency. The Directors of AMCIL have the power to amend and reissue the financial report.

AMCIL has attempted to improve the transparency of its reporting by adopting 'plain English' where possible. Key 'plain English' phrases and their equivalent AASB terminology are as follows:

Phrase	AASB Terminology
Market value	Fair value for actively traded securities
Cash	Cash and cash equivalents
Share capital	Contributed equity
Options	Derivatives written over equity instruments that are valued at fair value through profit or loss

AMCIL complies with International Financial Reporting Standards (IFRS). AMCIL is a 'for profit' entity.

AMCIL has not applied any Australian Accounting Standards or AASB Interpretations that have been issued as at balance date but are not yet operative for the year ended 30 June 2023 ('the inoperative standards'). The impact of the inoperative standards has been assessed and the impact has been identified as not being material. AMCIL only intends to adopt inoperative standards at the date at which their adoption becomes mandatory.

Basis of Accounting

The financial statements are prepared using the valuation methods described in Note A2. All other items have been treated in accordance with the historical cost convention.

Fair Value of Financial Assets and Liabilities

The fair value of cash and cash equivalents, and non-interest bearing monetary financial assets and liabilities of AMCIL approximates their carrying value.

Rounding of Amounts

AMCIL is a company of the kind referred to in the ASIC Corporations (Rounding in Financial/Directors' Reports) Instrument 2016/191, relating to the 'rounding off' of amounts in the financial report. Amounts in the financial report have been rounded off in accordance with that instrument, to the nearest thousand dollars, or in certain cases, to the nearest dollar.

For personal use only

DIRECTORS' DECLARATION

In the Directors' opinion:


- (1) the financial statements and notes set out on pages 24 to 40 are in accordance with the *Corporations Act 2001* including:
 - (a) complying with the Accounting Standards, the *Corporations Regulations 2001* and other mandatory professional reporting requirements; and
 - (b) giving a true and fair view of the Company's financial position as at 30 June 2023 and of its performance for the financial year ended on that date; and
- (2) there are reasonable grounds to believe that the Company will be able to pay its debts as and when they become due and payable.

Note F4 to the financial statements confirms that the financial statements also comply with International Financial Reporting Standards as issued by the International Accounting Standards Board.

This declaration is made in accordance with a resolution of the Directors.

This declaration has been made after receiving the declarations required to be made to the Directors by the Managing Director and the Chief Financial Officer regarding the financial statements in accordance with Section 295A of the *Corporations Act 2001* for the financial year ended 30 June 2023.

The declarations received were that, in the opinion of the Managing Director and the Chief Financial Officer to the best of their knowledge, the financial records of the Company have been properly maintained, that the financial statements comply with accounting standards and that they give a true and fair view.



R Myer AO
Chairman

Melbourne
31 July 2023

For personal use only

INDEPENDENT AUDIT REPORT



Independent auditor's report

To the members of AMCIL Limited

Report on the audit of the financial report

Our opinion

In our opinion:

The accompanying financial report of AMCIL Limited (the Company) is in accordance with the *Corporations Act 2001*, including:

- (a) giving a true and fair view of the Company's financial position as at 30 June 2023 and of its financial performance for the year then ended
- (b) complying with Australian Accounting Standards and the *Corporations Regulations 2001*.

What we have audited

The financial report comprises:

- the balance sheet as at 30 June 2023
- the statement of comprehensive income for the year then ended
- the statement of changes in equity for the year then ended
- the cash flow statement for the year then ended
- the income statement for the year then ended
- the notes to the financial statements, which include significant accounting policies and other explanatory information
- the directors' declaration.

Basis for opinion

We conducted our audit in accordance with Australian Auditing Standards. Our responsibilities under those standards are further described in the *Auditor's responsibilities for the audit of the financial report* section of our report.

We believe that the audit evidence we have obtained is sufficient and appropriate to provide a basis for our opinion.

Independence

We are independent of the Company in accordance with the auditor independence requirements of the *Corporations Act 2001* and the ethical requirements of the Accounting Professional & Ethical Standards Board's *APES 110 Code of Ethics for Professional Accountants (including Independence Standards)* (the Code) that are relevant to our audit of the financial report in Australia. We have also fulfilled our other ethical responsibilities in accordance with the Code.

PricewaterhouseCoopers, ABN 52 780 433 757
2 Riverside Quay, SOUTH BANK VIC 3006, GPO Box 1331, MELBOURNE VIC 3001
T: 61 3 8603 1000, F: 61 3 8603 1999

Liability limited by a scheme approved under Professional Standards Legislation.

For personal use only



Our audit approach

An audit is designed to provide reasonable assurance about whether the financial report is free from material misstatement. Misstatements may arise due to fraud or error. They are considered material if individually or in aggregate, they could reasonably be expected to influence the economic decisions of users taken on the basis of the financial report.

We tailored the scope of our audit to ensure that we performed enough work to be able to give an opinion on the financial report as a whole, taking into account the geographic and management structure of the Company, its accounting processes and controls and the industry in which it operates.



Materiality

- For the purpose of our audit we used overall materiality of \$3.2 million, which represents approximately 1% of the Company's net assets.
- We applied this threshold, together with qualitative considerations, to determine the scope of our audit and the nature, timing and extent of our audit procedures and to evaluate the effect of misstatements on the financial report as a whole.
- We chose net assets as the benchmark because, in our view, net assets is:
 - the metric against which the performance of the Company is most commonly measured
 - the key driver of the business and the determinant of the Company's value.
- We utilised a 1% threshold based on our professional judgement, noting it is within the range of commonly acceptable net asset related thresholds.

Audit Scope

- Our audit focused on assessing the financial statements for risks of material misstatement in account balances, classes of transactions or disclosures, and designing and performing audit procedures to obtain reasonable assurance that the financial statements as a whole were free of material misstatement due to fraud or error. This included identifying areas of higher risk, based on quantitative and qualitative assessments of the Company's operations and activities.

INDEPENDENT AUDIT REPORT

continued



Key audit matters

Key audit matters are those matters that, in our professional judgement, were of most significance in our audit of the financial report for the current period. The key audit matters were addressed in the context of our audit of the financial report as a whole, and in forming our opinion thereon, and we do not provide a separate opinion on these matters. Further, any commentary on the outcomes of a particular audit procedure is made in that context. We communicated the key audit matters to the Audit Committee.

<i>Key audit matter</i>	<i>How our audit addressed the key audit matter</i>
<p><i>Existence and valuation of Investment Portfolio</i></p> <p><i>Refer to note A2</i></p> <p>\$341.4m</p> <p>The Investment Portfolio consists mainly of listed Australian equities.</p> <p>Whilst there is no significant judgement in determining the existence or valuation of the Company's investments, investments represent a key measure of the Company's performance and comprise a significant proportion of total assets in the balance sheet. The fluctuations in investment valuation will also impact the realised and unrealised gains/(losses) recognised in the statement of comprehensive income, which also impacts the deferred tax provisions. Given the pervasive nature investments have on the Company's key financial metrics, we determined the existence and valuation of investments to be a key audit matter.</p>	<p>1) Agreed the investment quantity holdings at 30 June 2023 to third party confirmations or registry sources.</p> <p>2) Obtained the purchases and sales listing for the year ended 30 June 2023 and agreed a sample of purchases and sales to contracts.</p> <p>3) Performed a reconciliation of the opening investment balances and the number of units, plus addition/subtraction of purchases, sales and other relevant transactions, and agreed this back to the 30 June 2023 closing investment positions.</p> <p>4) Agreed listed equities investment prices to third party market pricing sources.</p>

For personal use only



Other information

The directors are responsible for the other information. The other information comprises the information included in the annual report for the year ended 30 June 2023, but does not include the financial report and our auditor's report thereon.

Our opinion on the financial report does not cover the other information and accordingly we do not express any form of assurance conclusion thereon.

In connection with our audit of the financial report, our responsibility is to read the other information and, in doing so, consider whether the other information is materially inconsistent with the financial report or our knowledge obtained in the audit, or otherwise appears to be materially misstated.

If, based on the work we have performed on the other information that we obtained prior to the date of this auditor's report, we conclude that there is a material misstatement of this other information, we are required to report that fact. We have nothing to report in this regard.

Responsibilities of the directors for the financial report

The directors of the Company are responsible for the preparation of the financial report that gives a true and fair view in accordance with Australian Accounting Standards and the *Corporations Act 2001* and for such internal control as the directors determine is necessary to enable the preparation of the financial report that gives a true and fair view and is free from material misstatement, whether due to fraud or error.

In preparing the financial report, the directors are responsible for assessing the ability of the Company to continue as a going concern, disclosing, as applicable, matters related to going concern and using the going concern basis of accounting unless the directors either intend to liquidate the Company or to cease operations, or have no realistic alternative but to do so.

Auditor's responsibilities for the audit of the financial report

Our objectives are to obtain reasonable assurance about whether the financial report as a whole is free from material misstatement, whether due to fraud or error, and to issue an auditor's report that includes our opinion. Reasonable assurance is a high level of assurance, but is not a guarantee that an audit conducted in accordance with the Australian Auditing Standards will always detect a material misstatement when it exists. Misstatements can arise from fraud or error and are considered material if, individually or in the aggregate, they could reasonably be expected to influence the economic decisions of users taken on the basis of the financial report.

A further description of our responsibilities for the audit of the financial report is located at the Auditing and Assurance Standards Board website at: https://www.auasb.gov.au/admin/file/content102/c3/ar2_2020.pdf. This description forms part of our auditor's report.

INDEPENDENT AUDIT REPORT

continued



Report on the remuneration report

Our opinion on the remuneration report

We have audited the remuneration report included in pages 18 to 20 of the directors' report for the year ended 30 June 2023.

In our opinion, the remuneration report of AMCIL Limited for the year ended 30 June 2023 complies with section 300A of the *Corporations Act 2001*.

Responsibilities

The directors of the Company are responsible for the preparation and presentation of the remuneration report in accordance with section 300A of the *Corporations Act 2001*. Our responsibility is to express an opinion on the remuneration report, based on our audit conducted in accordance with Australian Auditing Standards.

PricewaterhouseCoopers

PricewaterhouseCoopers

Kate L Logan

Kate L Logan
Partner

Melbourne
31 July 2023

For personal use only

OTHER INFORMATION

Information About Shareholders

At 20 July 2023 there were 3,231 holdings of shares. These holdings were distributed in the following categories:

Size of Holding	Holdings	% of Share Capital
1 to 1,000	451	0.04
1,001 to 5,000	385	0.35
5,001 to 10,000	292	0.74
10,001 to 100,000	1,540	20.82
100,000 and over	563	78.05
	3,231	100%
Percentage held by the 20 largest holders		33.85%
Average shareholding		96,529

There were 324 shareholdings of less than a marketable parcel of \$500 (496 shares).

Voting Rights of Ordinary Shares

The Constitution provides for votes to be cast:

- (i) on a show of hands, one vote for each shareholder; and
- (ii) on a poll, one vote for each fully paid ordinary share.

For personal use only

OTHER INFORMATION

continued

Major Shareholders

The 20 largest registered shareholders of the Company's ordinary shares as at 20 July 2023 are noted below:

Rank	Name	Shares	% Shares
1	Bruce Teele	46,904,304	15.04
2	Djerriwarrh Investments Ltd	10,599,254	3.40
3	HSBC Custody Nominees (Australia) Limited	5,505,456	1.77
4	Invia Custodian Pty Limited <Terrence A Campbell Esq A/C>	5,005,781	1.60
5	Invia Custodian Pty Limited <Christine Joy Campbell A/C>	4,996,270	1.60
6	Ancona Valley Holdings Pty Ltd <Roswell Super Fund A/C>	4,326,935	1.39
7	Somoke Pty Limited <Pulman Super Fund A/C>	2,759,334	0.88
8	Invia Custodian Pty Limited <Fobsha Pty Ltd A/C>	2,460,927	0.79
9	Teele Family Nominees Pty Ltd <Teele Family A/C>	2,249,837	0.72
10	Riga (QLD) Pty Ltd <Krohn Family S/F A/C>	2,247,304	0.72
11	Jonathan Webster	2,241,217	0.72
12	Ross Barker	2,217,684	0.71
13	Roger Brown	2,110,766	0.68
14	Kawarren Investments Pty Ltd	2,000,000	0.64
15	Dr Roslyn Ann Glow	1,949,531	0.63
16	FFSF Asset Management Pty Ltd <FF Super Fund A/C>	1,804,180	0.58
17	Isomet Pty Ltd <Cowan Super Fund A/C>	1,633,115	0.52
18	Chalcott Nominees Pty Ltd <McGregor Family Super A/C>	1,586,911	0.51
19	Gardiole Pty Ltd The RH Myer Super Fund	1,583,405	0.51
20	Custodial Services Limited <Beneficiaries Holding A/C>	1,385,001	0.44

For personal use only

Sub-underwriting

During the year the Company did not participate as a sub-underwriter in any issues of securities.

Substantial Shareholders

The Company has been notified of substantial shareholdings as follows:

Holder	Number of Shares	Date Notified
Bruce B Teele	50,014,141*	3/12/2020

* Shareholding as per last substantial shareholding notification. Current shareholding reflected on page 48.

Transactions in Securities

During the year ended 30 June 2023, the Company recorded 333 transactions in securities. \$277,361 in brokerage (including GST) was paid or accrued for the year.

Holdings of Securities

As at 30 June 2023

Details of the Company's portfolios are given below. The list should not, however, be used to evaluate portfolio performance or to determine the net asset backing per share (which is recorded each month on the toll free telephone service at 1800 780 784 and posted to AMCIL's website amcil.com.au).

Code	Name	Principal Activity	Number Held 2022 '000	Number Held 2023 '000	Market Value 2023 \$'000
AIA	Auckland International Airport	Owner and operator of New Zealand's largest airport. It operates through the following segments: aeronautical, retail and property	1,150	1,105	8,674
ALQ	ALS	Provider of analytical laboratory services to mining, life sciences, energy and industrial clients	0	550	6,138
ARB	ARB Corporation	Manufacturer and distributor of four-wheel drive vehicle accessories in Australia and internationally	239	285	8,155
ASX	ASX	Operator of Australia's largest securities exchange	72	55	3,456
BHP	BHP	Diversified international resources company	377	432	19,436
BMT	Beamtree Holdings	Healthcare company which provides clinical decision support software known as 'Rippledawn' which automates human decision-making processes in healthcare organisations	9,205	10,045	2,361
BRG	Breville Group	Manufacturer and wholesaler of electrical consumer products	235	210	4,187
CAR	Carsales.com	Largest online automotive classifieds business in Australia. It also has interests in leading online automotive classified businesses in Brazil, South Korea, Malaysia, Indonesia, Thailand and Mexico	505	461	10,973
CBA*	Commonwealth Bank of Australia	Banking and wealth management services	78	78	7,835
COH*	Cochlear	Provider of implantable hearing solutions, operating throughout the Americas, Europe, and Asia Pacific. Its products include cochlear, bone conduction and acoustic implants	38	16	3,730
CPU	Computershare	Provides stock registration and transfer services to companies listed on various stock markets globally, as well as providing technology services for stock exchanges, investor services for shareholders and employee share plan management and the provision of bankruptcy, class action and mortgage servicing activities for various corporate clients globally	0	187	4,372

For personal use only

Code	Name	Principal Activity	Number Held 2022 '000	Number Held 2023 '000	Market Value 2023 \$'000
CSL	CSL	Biopharmaceutical company that researches, develops, manufactures, and markets products to treat and prevent serious human medical conditions	127	123	34,187
DMP	Domino's Pizza Enterprises	Largest international master franchise owner of the Domino's Pizza brand with operations in Australia, Europe, and Asia	77	106	4,938
EQT	EQT Holdings	Provider of private client, trustee, estate administration and funds management services	259	323	8,379
FCL	FINEOS Corporation	Global software company that provides software solutions to the life, accident, and health insurance industry	2,619	2,000	4,440
FPH	Fisher & Paykel Healthcare Corporation	Designer, manufacturer, and marketer of a range of medical devices used in respiratory care and the treatment of obstructive sleep apnoea	230	230	5,184
GMG	Goodman Group	Engages in the development, owning, and management of industrial property and business space in Australia and overseas	606	653	13,106
GTK	Gentrack	Produces software for the electricity, gas and water utilities industries	0	480	1,879
IEL	IDP Education	Provider of International English language testing, student placement and English language teaching services	0	193	4,265
JHX	James Hardie Industries	Building materials company focused on fibre cement products, predominantly in the United States	358	349	13,861
MAQ	Macquarie Technology Group	Provider of voice and telecommunication services as well as data hosting and co-location services to businesses and government customers	185	193	13,187
MFT	Mainfreight (NZX listed)	Provider of managed warehousing and international and domestic freight forwarding services	277	250	16,568
#	Marketplacer (unlisted)	Software company that provides the technology and infrastructure needed to establish and maintain online marketplaces for retail and B2B customers	977	977	557

Holdings of Securities

As at 30 June 2023 continued

Code	Name	Principal Activity	Number Held 2022 '000	Number Held 2023 '000	Market Value 2023 \$'000
MPL*	Medibank Private	Underwrites and distributes private health insurance policies through Medibank and AHM brands	0	2,151	7,401
MQG	Macquarie Group	Diversified financial services business operating in banking, financial advisory, investment and funds management services	104	107	18,943
NAB	National Australia Bank	Banking and wealth management services	0	278	7,318
NWL	Netwealth Group	Diversified financial services company providing independent investment platform services to institutional, corporate and retail clients	560	524	7,252
REA	REA Group	Leading digital media business focussing on online property portals in Australia and overseas	48	48	6,872
REH	Reece	Distributor and retailer of plumbing, building and hardware supplies	286	381	7,066
RMD	ResMed	Developer, manufacturer, and distributor of medical equipment for treating, diagnosing, and managing sleep-disordered breathing and other respiratory disorders	320	308	10,105
STO*	Santos	Australian energy company that engages in the exploration, development, transportation and marketing of natural gas	497	640	4,788
TCL	Transurban Group	Developer and operator of electronic toll roads in Australia and overseas	1,366	1,315	18,736

For personal use only

Code	Name	Principal Activity	Number Held 2022 '000	Number Held 2023 '000	Market Value 2023 \$'000
TPW	Temple & Webster Group	Operator of an online retailer of furniture and homewares. It provides lifestyle products from Australian and international designers	897	360	2,120
WBC	Westpac Banking Corporation	Banking and wealth management services	540	603	12,857
WDS*	Woodside Energy Group	Engages in the exploration, evaluation, development and production of hydrocarbon and oil and gas properties	68	118	4,043
WES	Wesfarmers	Diversified conglomerate with retailing operations in department stores, home improvement and office supplies. The group also operates businesses involved in lithium mining, energy, chemicals, fertilisers and industrial and safety products	355	389	19,176
WOW	Woolworths Group	Operator of general merchandise consumer stores and supermarkets in Australia and New Zealand	364	274	10,878
WTC	WiseTech Global	Global software company that provides software solutions to the logistics industry	0	17	1,357
XRO	Xero	Global software company that provides cloud based accounting software to small and medium businesses	0	20	2,319
Total					341,099

* Indicates that options were outstanding against part of the holding.

Major Transactions in the Investment Portfolio

Acquisitions	Cost (\$m)
National Australia Bank	7.9
Medibank Private	6.3
ALS	6.3
IDP Education	4.3
Computershare	4.2

Disposals	Proceeds (\$m)
IRESS*	11.7
PEXA Group*	6.3
Nanosonics*	6.2
Cochlear	4.4
Woolworths Group	3.2

* Complete disposal.

For personal use only

New Companies Added to the Portfolio

National Australia Bank

Medibank Private

ALS

IDP Education

Computershare

Gentrack Group

Xero

WiseTech Global

Company Particulars

AMCIL Limited (AMCIL)

ABN 57 073 990 735

Directors

Rupert Myer AO, Chairman
Mark Freeman, Managing Director
Jodie Auster
Roger G Brown
Paula Dwyer
Michael J Hirst
Jonathan J Webster AM

Company Secretaries

Matthew J Rowe
Andrew JB Porter

Auditor

PricewaterhouseCoopers
Chartered Accountants

Country of Incorporation

Australia

Registered Office and Mailing Address

Level 21, 101 Collins Street
Melbourne Victoria 3000

Contact Details

Telephone (03) 9650 9911
Facsimile (03) 9650 9100
Email invest@amcil.com.au
Website amcil.com.au

For enquiries regarding net asset backing (as advised each month to the Australian Securities Exchange):

Telephone 1800 780 784 (toll free)

For personal use only

Shareholder Information

Securities Exchange Code

AMH Ordinary shares

Share Registrar

Computershare Investor Services Pty Ltd
Yarra Falls
452 Johnston Street
Abbotsford Victoria 3067

Shareholder

Enquiry Line 1300 653 916
+61 3 9415 4224 (from overseas)
Facsimile +61 3 9473 2500
Website investorcentre.com/contact

For all enquiries relating to shareholdings, dividends and related matters, please contact the share registrar as above.

Annual General Meeting

Time 1.30pm
Date Thursday 12 October 2023
Venue Dexus Place
Location Level 6, 80 Collins Street
Melbourne Victoria Australia

The AGM will be a hybrid meeting with a physical meeting and access via an online platform. Further details are provided in the Notice of Annual General Meeting.

For personal use only

For personal use only



A Focused Portfolio
of Australian and
New Zealand Companies



Annual Review
2023

For personal use only



For personal use only

AMCIL MANAGES A FOCUSED PORTFOLIO COVERING LARGE AND SMALL COMPANIES IN THE AUSTRALIAN EQUITY MARKET. AS A RESULT, SMALL COMPANIES BY MARKET SIZE CAN HAVE AN EQUALLY IMPORTANT IMPACT ON PORTFOLIO RETURNS AS LARGER COMPANIES IN THE AUSTRALIAN MARKET.

Contents

2	5 Year Summary	21	Summarised Statement of Changes in Equity
4	About the Company	22	Holdings of Securities
8	Review of Operations and Activities	27	Major Transactions in the Investment Portfolio
18	Top 20 Investments	28	Company Particulars
19	Income Statement	29	Shareholder Information
20	Balance Sheet		

Year in Summary

2023

Profit for the Year	\$7.6m	\$8.1 million in 2022 [#]					
Total Fully Franked Dividend	<table border="1" style="margin: auto;"> <tr> <td style="padding: 5px;">2.5¢^{Final}</td> <td rowspan="2" style="padding: 5px; font-size: 2em;">5.0¢</td> </tr> <tr> <td style="padding: 5px;">1.5¢^{Special}</td> </tr> <tr> <td colspan="2" style="text-align: center; padding: 5px;">Total[^]</td> </tr> </table>	2.5¢ ^{Final}	5.0¢	1.5¢ ^{Special}	Total [^]		3.5 cents total in 2022
2.5¢ ^{Final}	5.0¢						
1.5¢ ^{Special}							
Total [^]							
Total Portfolio Return	13.5% Including franking*	S&P/ASX 200 Accumulation Index including franking* 16.6%					
Total Shareholder Return	-2.1%	Share price plus dividend including franking*					
Management Expense Ratio	0.66%	0.52% in 2022					
Total Portfolio	\$346.1m	Including cash at 30 June. \$328.3 million in 2022					

* Assumes a shareholder can take full advantage of the franking credits.

[#] Includes the non-cash BHP Petroleum/Woodside merger dividend of \$2.0 million in 2022.

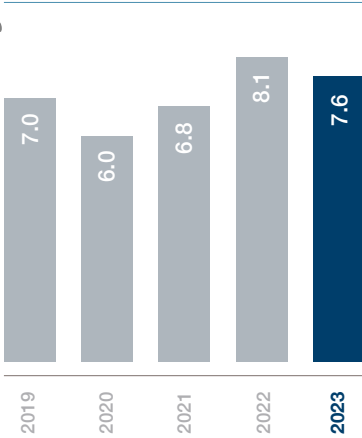
[^] Includes 1 cent interim dividend.

DIRECTORS' REPORT

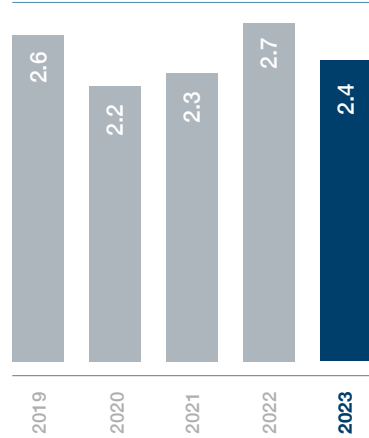
5 Year Summary

For personal use only

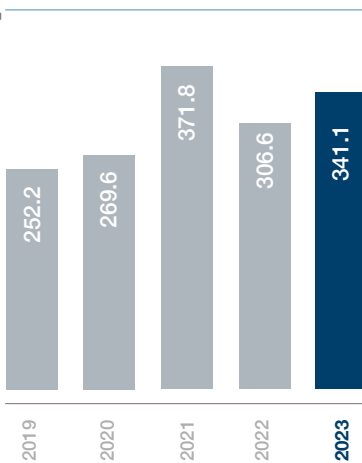
Profit After Tax
(\$ Million)



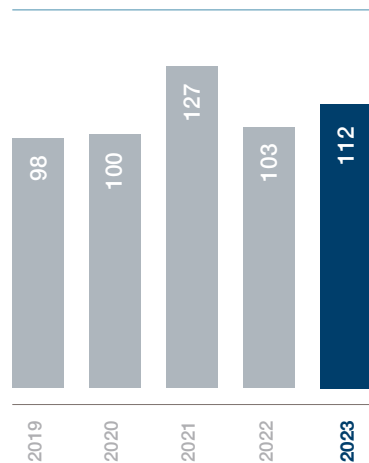
Net Profit Per Share
(Cents)



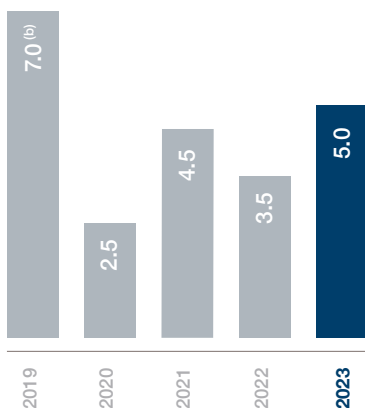
Investments at Market Value
(\$ Million)^(c)




Net Asset Backing Per Share
(Cents)^(d)



Dividends Per Share (Cents)^(a)



Number of Shareholders (30 June)



Notes

- (a) 2023 final dividend carried 5.71 cents attributable 'LIC gain' per share, 2023 interim: 1.43, 2022 final: 3.57, 2022 interim: 1.43, 2021: 5.0 cents, 2020: nil, 2019: final 4.29 cents, 2019 interim: 1.43 cents.
- (b) Includes 3.5 cents interim dividend paid in February 2019.
- (c) Excludes cash.
- (d) Net asset backing per share based on year-end data before the provision for the final (and where applicable, special) dividend. The figures do not include a provision for capital gains tax that would apply if all securities held as non-current investments had been sold at balance date as Directors do not intend to dispose of the portfolio.

About the Company

AMCIL manages a focused portfolio covering large and small companies in the Australian equity market. As a result, small companies by market size can have an equally important impact on portfolio returns as larger companies in the Australian market.

Investment Objectives

Attractive returns through strong capital growth in the portfolio over the medium to long term.

The generation of fully franked dividends.

How AMCIL Invests – What We Look For in Companies

Quality First

Growth
Including dividends

Value

Portfolio of small and large companies that is managed to deliver superior returns

For personal use only



Approach to Investing

Investment Philosophy

Our investment philosophy is built on taking a medium to long term view on companies in a diversified portfolio with an emphasis on identifying and investing in quality companies that are likely to sustainably grow their earnings and dividends over this time frame.

Quality in this context is an outcome of our assessment of the following factors:

1. We prefer companies that have a leadership position or are developing one within the industry in which they operate. This will often mean we are investing in a unique set of assets with competitive advantages that produces attractive returns on invested capital.
2. As a long term, tax aware investor we seek to be in companies that have a long term sustainable business model, with low risk of disruption. This helps to ensure portfolio turnover remains low. The analysis may consider technological disruption, environmental issues, including the impact of climate change, and social risks as all of these factors can have a material impact on the assessment of a company's long term sustainability.
3. We consider how a company's business can be potentially impacted by influences outside the control of management such as change in government regulation and/or policy.
4. We are attracted to companies with outstanding management teams and boards with strong governance processes, whose interests are

closely aligned with shareholders, and act in the best interest of all their stakeholders, including their employees, customers, suppliers and wider communities. We consider matters including safety, diversity, social impacts, environmental impact, and modern slavery where material or appropriate in the context of that company. We regularly review and meet with companies to ensure ongoing alignment with our investment frameworks. Our process may include an assessment of the board in terms of their past performance, history of capital allocation, level of accountability, mix of skills, relevant experience and succession planning. We also consider a company's degree of transparency and disclosure.

Voting on resolutions is one of the key functions that a shareholder has in ensuring better long term returns and management of investment risk. We take input from proxy advisers but conduct our own evaluation of the merits of any resolution. We vote on all company resolutions as part of our regular engagement with the companies in the portfolio and our voting record is on the company's website. We actively engage with companies when we are concerned about resolutions that are not aligned with shareholders' interests. We seek to stay engaged with the companies and satisfy ourselves that any issues are taken seriously and worked through constructively. Ideally we seek to remain invested to influence a satisfactory outcome for stakeholders.

About the Company

continued

For personal use only

5. We prefer companies with more stable income flows. We are wary of companies that have large, inconsistent profit streams.
6. We like our companies to be financially strong and the assessment of the balance sheet and the degree to which the company is self-funding is critical in our analysis. Cash generation is also an important consideration.

Analysis of the above factors helps to inform us of the structure of the industry and a company's sustainable competitive position as well as the quality of the people running the business, strength of the balance sheet and consistency of earnings. Within this analysis some key financial metrics are considered. These include return on capital employed, return on equity, the level of gearing in the balance sheet, margins and free cash flow generation.

Alongside the assessment of quality is an analysis of the ability of companies to grow earnings over time, which ultimately should drive dividend growth.

Recognising value is also an important aspect of sound long term investing. Short term measures such as the price earnings ratio, price to book or price to sales may be of some value but aren't necessarily strong predictors of future performance. Our assessment of value tries to capture the opportunity a business has to prosper and thrive over the medium to long term.

Reporting of social and environmental issues will be influenced by the development of standards by the International Sustainability Standards Board (ISSB). Their potential introduction in Australia should enable AMCIL over time to better make informed decisions on these issues based on company disclosures arising from these standards. Assessment of commitments and plans by companies to reach net zero by 2050 may also be considered having regard to several factors. These include the industry in which they operate, progress against their plans, their broader contribution to social good in addressing the challenge of reducing global carbon emissions, and the impact on their value if they fail to achieve their stated goals. In applying external data for benchmarking*, the current carbon intensity of AMCIL's portfolio is less than the S&P/ASX 200 Index.

In building the investment portfolio with the principles outlined, we believe we can offer investors a portfolio of quality companies structured to deliver total returns ahead of the Australian equity market over the long term.

* Data provided by ISS ESG. Portfolio at 30 June 2023.



Review of Operations and Activities

For personal use only

Profit and Dividend

The full year profit was \$7.6 million, down 6.9 per cent from the previous corresponding period figure of \$8.1 million (this figure includes the non-cash dividend of \$2.0 million received last year resulting from the BHP Petroleum/Woodside merger). Excluding this merger dividend last year's profit was \$6.1 million.

Higher dividends received driven from investee companies and adjustments made to the portfolio throughout the year produced an increase in underlying income (which excludes the merger dividend).

The biggest increases came from the Transurban, Westpac Banking Group, Macquarie Group and Woodside Energy Group. New holdings including National Australia Bank, ALS and Medibank Private also contributed to the increase.

Directors have declared a final dividend of 2.5 cents per share fully franked (the same as last year) and a special fully franked dividend of 1.5 cents per share, bringing total dividends for the year to 5.0 cents per share fully franked. Total dividends paid last year were 3.5 cents per share fully franked.

Management Expense Ratio

The Management Expense Ratio (MER) of the Company has increased from 0.52 per cent to 0.66 per cent. This is a measure of the costs of running the Company and is equivalent to 66 cents for every \$100 that a shareholder has invested.

The MER is calculated as the administration costs of the Company as a proportion of the average portfolio value over the year. Approximately half of the increase in the MER during the year came from the decrease in the average portfolio value over this period.

The remainder of the increase was primarily due to a reallocation of costs from Australian Investment Company Services Limited (AICS) to better reflect the work involved in managing the AMCIL portfolio. AMCIL's portfolio is managed internally and does not charge any additional fees which leads to lower costs for shareholders when compared to similar funds.

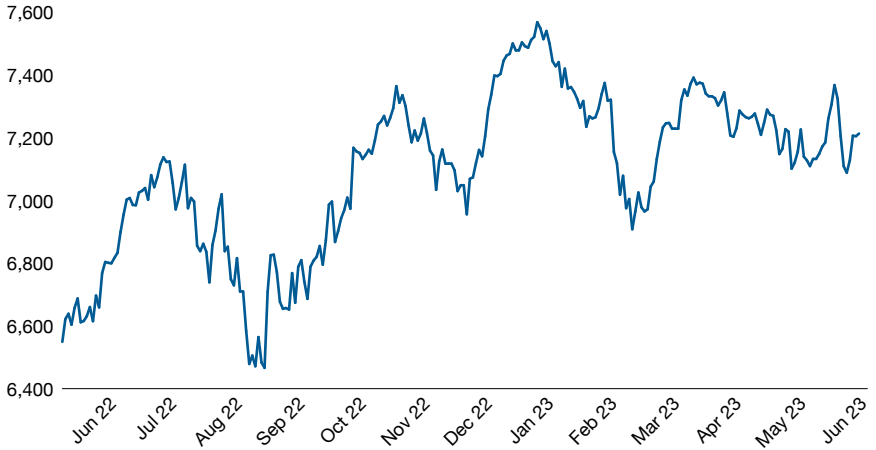
The current MER is in line with historical norms i.e. 0.66 per cent in 2020 and 0.72 per cent in 2019.

Market and Portfolio Returns

The return of the S&P/ASX 200 Index was surprisingly strong over the 12 months to 30 June 2023 given the uncertain economic and geopolitical environment that was in evidence.

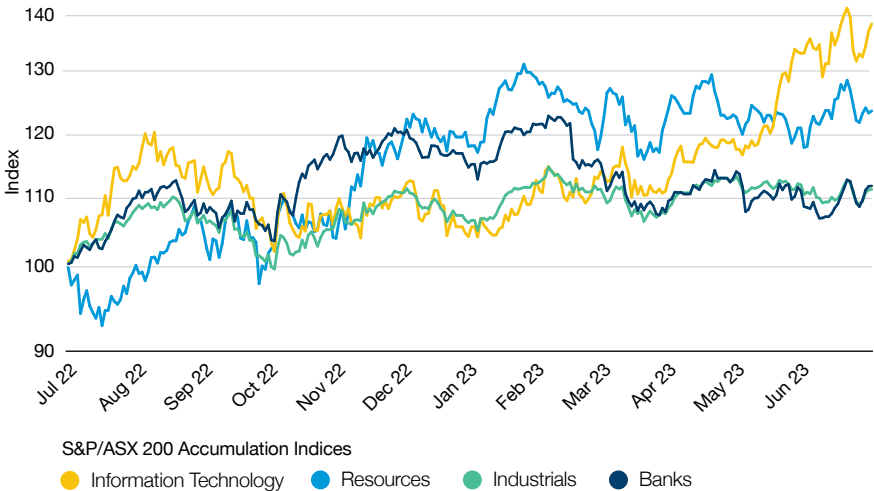
There was however a large divergence in sector performance across the market during this period. Sectors exposed to rising interest rates and falling consumer confidence were under pressure whereas high commodity prices and the strength of NASDAQ Composite Index drove strong performance in the Resources and Information Technology sectors respectively.

Figure 1: Performance of the S&P/ASX 200 Price Index – 12 Months to 30 June 2023



Source: FactSet

Figure 2: Selected Sector Performance – 12 Months to 30 June 2023



Source: FactSet

Review of Operations and Activities

continued

AMCIL delivered a return for the financial year ended 30 June 2023 including the benefit of franking of 13.5 per cent. The return of the S&P/ASX 200 Accumulation Index over the 12 months to 30 June was 16.6 per cent including franking (Figure 3). The underweight position in the Resources sector was one of the key factors that detracted from relative performance over the year. We remain comfortable with the positioning of the portfolio regarding this more cyclical part of the market which includes lithium and gold stocks which have been very strong during this period.

Together with the strong rally in the Resources sector up 23.0 per cent the relative underperformance in the strong market came from a number of high-quality companies in the portfolio which trailed the return of the overall market. These included CSL, Mainfreight and Transurban Group. However, despite these short term movements we still consider the prospects for these companies are strong.

The other key source of relative underperformance came from overweight positions in IRESS and PEXA Group, both of which have been removed from the portfolio as the original investment thesis did not materialise, and the holding in Domino's Pizza Enterprises.

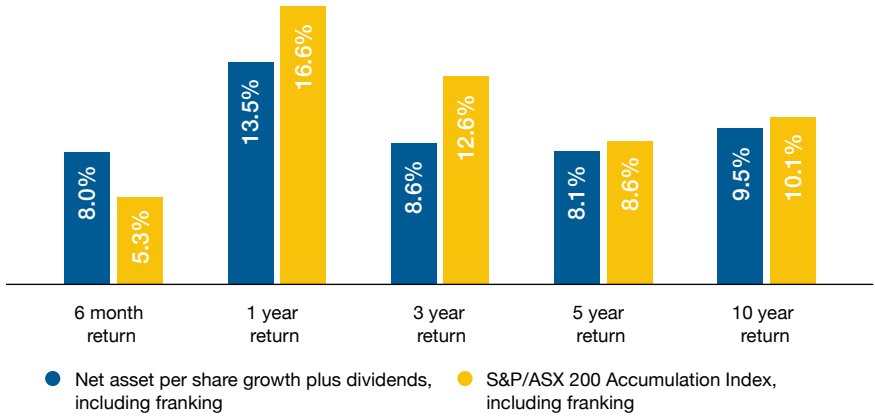
This was partially offset by the positive relative performance in overweight positions such as Medibank Private, James Hardie Industries, Reece and REA Group. There was also a rebound in the share prices of Temple & Webster Group and Fineos Corporation (in the second half of the financial year).

Of note was the outperformance of AMCIL in the second half of the financial year which was close to three percentage points higher than the benchmark when the benefit of franking is included.

The long term performance of the portfolio, which better aligns with our investment timeframes, was 9.5 per cent per annum for the 10 years to 30 June 2023. This is slightly behind the Index return over the same period of 10.1 per cent. Both of these figures include the benefit of franking.

For personal use only

Figure 3: Portfolio Performance – Per Annum Returns to 30 June 2023, Including Franking Credits Attached to the Dividends Paid*



* Figures assume an investor can take full advantage of the franking credits. Past performance is not indicative of future performance.

Note AMCIL's performance returns are after costs. AMCIL on occasions incurs realised capital gains tax on the sale of shares. Not all the franking generated from realised capital gains is paid out as dividends and is therefore not included in these performance figures.



— Review of Operations and Activities —

continued

For personal use only



Adjustments to the Portfolio

Our approach in AMCIL is to buy a focused portfolio of companies that pass our quality criteria at times when value is on offer. These opportunities can arise under various circumstances, for example when there is short term bad news in the companies themselves or more generally across the market, when the growth potential of a company is not fully reflected in its valuation despite having strong share price momentum or when companies raise capital for attractive reinvestment opportunities.

In looking to construct the portfolio AMCIL has always had a strong position in larger stable companies that while not having the highest expected growth rates still provide attractive returns when purchased at the right price.

The addition of Medibank Private which was bought in early 2023 as market fears about the risk of its cyber breach saw valuation dislocate from fundamental fair value is a good example of this approach.

The sell-off in the banks after first half results also provided the opportunity to add National Australia Bank to the portfolio at an attractive dividend yield.

The acquisition of ALS and Computershare also fits into this category.

IDP Education and Xero with their attractive long term growth prospects were added to the portfolio through share price weakness.

Gentrack and WiseTech Global, which have experienced strong momentum over the financial year, were also added and provide attractive long term growth to the profile of the portfolio.

Finally, during the year we participated in the capital raisings though the entitlement issues for Macquarie Technology Group and Carsales.com at attractive prices.

Our most material sales saw the disposal in full of holdings in IRESS and PEXA Group as their maturing business profile made future growth and return on capital outlook look less compelling.

The complete disposal of Nanosonics and the trimming of holdings in Cochlear and Woolworths Group were part of an approach to recycle capital from companies trading at high valuations in order to capture appropriate buying opportunities elsewhere in the market.

Figure 4 on page 14 highlights the profile of AMCIL's portfolio by the various sectors of the market at the end of the financial year. This illustrates how the portfolio is very different to the S&P/ASX 200 Index.

Review of Operations and Activities

continued

Share Price

The share price was trading at a discount of 9.9 per cent to the net asset backing (before tax on unrealised gains) at 30 June 2023, compared with a premium of 4.5 per cent at the end of the prior financial year (Figure 5). The share price return for the 12 months to 30 June 2023 of negative 2.1 per cent (including franking credits attached to the dividends paid) was reflective of this change over the period.

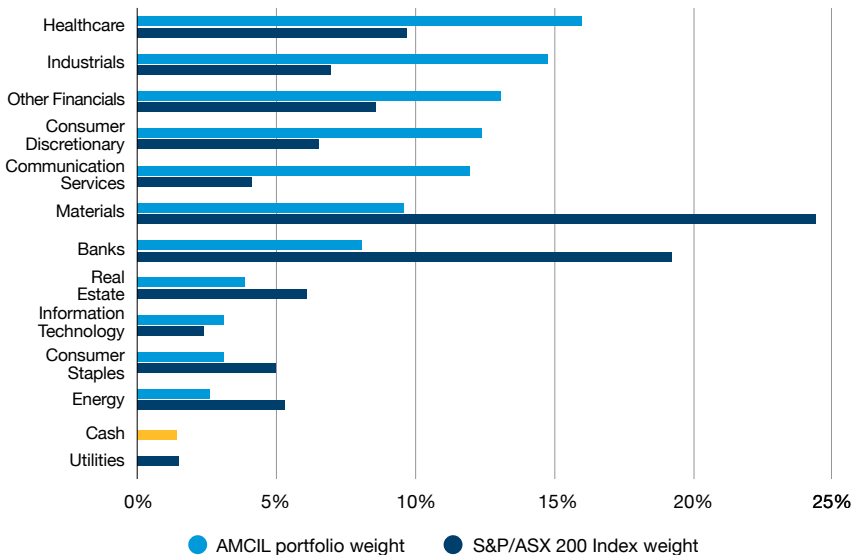
There appears to have been less demand for equity funds across the industry as interest rates have risen over the year and AMCIL was not immune from this trend.

The 10-year return is 9.0 per cent for the share price in comparison to 10.1 per cent for the S&P/ASX 200 Index. The figures for the index and share price assume a shareholder can take full advantage of the franking credits attached to the dividends paid.

Outlook

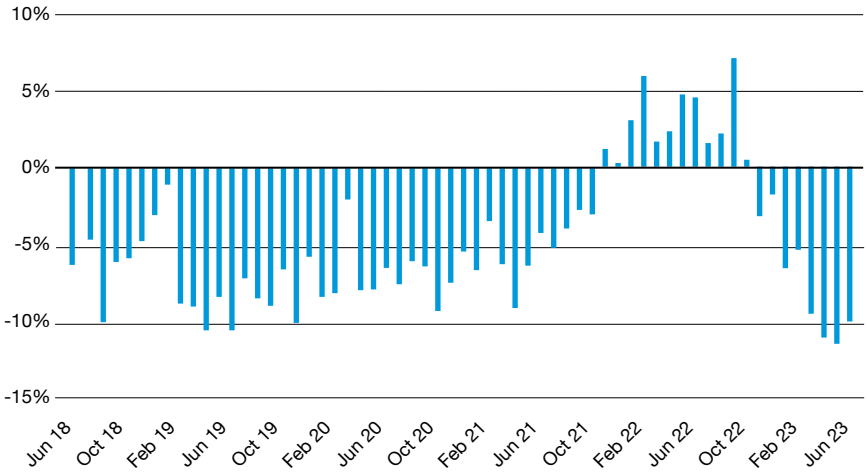
The outlook for inflation and interest rates globally remains uncertain as the United States and Australian economies are yet to see any marked slowdown in economic activity and subsequent rise in unemployment from central bank tightening of monetary policy.

Figure 4: Investment by Sector and the Portfolio's Variance from the S&P/ASX 200 Index as at 30 June 2023



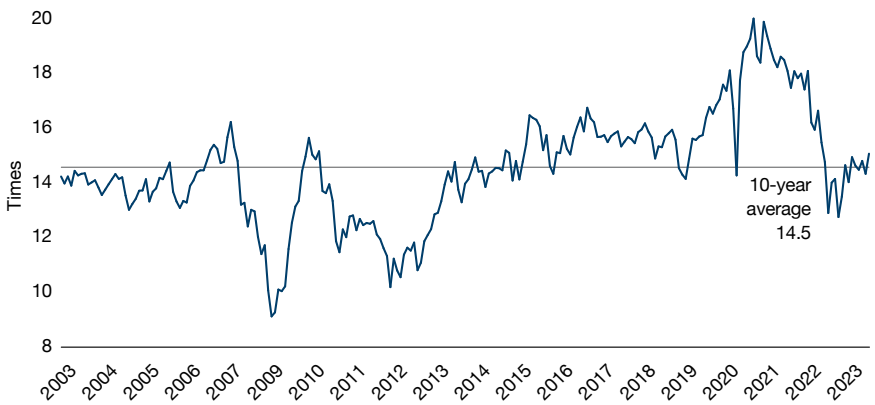
For personal use only

Figure 5: Share Price Discount/Premium to Net Asset Backing per Share



Source: FactSet

Figure 6: Valuation of the Market – Price Earnings Ratio of the S&P ASX 200 Index



Source: FactSet

Review of Operations and Activities

continued

In addition, persistently high energy prices, falling consumer demand and slowing growth in China are all factors that suggest economic growth will come under pressure.

However, even in the face of these conditions equities markets have remained very buoyant. While the valuation of the market (Figure 6 on page 15) does not look stretched from a long term perspective company earnings may come under pressure in such an environment.

This leaves us very cautious about the short term outlook, but confident in our investment approach. While AMCIL will

not be immune from downside risks, our focus on quality in stock selection provides relative confidence in the ability of our holdings to navigate the challenging economic period ahead.

Director Changes

Ms Siobhan McKenna retired as a Director of the Company on 31 March 2023.

Ms McKenna has been a Director of the Company since March 2016 and was a member of the Audit Committee.

Ms McKenna has been a valuable contributor to Board discussions reflecting her deep knowledge and experience gained in her career in the media and

For personal use only



digital sectors and the wide range of subsequent industries she has been exposed to. Her contributions to Board deliberations will be missed and the Board wishes to record its thanks to Ms McKenna for her valued service to shareholders and wishes her well for the future.

Ms Paula Dwyer was appointed as a Non-Executive Director of the Company on 6 June 2023.

Ms Dwyer has been a Chair and a Non-Executive Director for over 20 years, with extensive experience across several sectors covering banking and financial

services, investment management, property and construction, gambling entertainment, healthcare, energy and utilities. Her executive career was in investment banking with both Australian and international companies operating in Australia including Ord Minnett (now J P Morgan) and Price Waterhouse (now PricewaterhouseCoopers). Ms Dwyer is currently Chair of Allianz Australia and Elenium Automation and a Non-Executive Director of Dexus Funds Management Limited and Lion Beverages Group. We are delighted to welcome Ms Dwyer to the Board. Her depth of knowledge across all aspects of business will be of significant value to our Board discussions.



Top 20 Investments

As at 30 June 2023

Includes investments held in both the investment and trading portfolios.

Value at Closing Prices at 30 June 2023

		Total Value \$ Million	% of the Portfolio
1	CSL	34.2	10.0
2	BHP	19.4	5.7
3	Wesfarmers	19.2	5.6
4	Macquarie Group	18.9	5.6
5	Transurban Group	18.7	5.5
6	Mainfreight	16.6	4.9
7	James Hardie Industries	13.9	4.1
8	Macquarie Technology Group	13.2	3.9
9	Goodman Group	13.1	3.8
10	Westpac Banking Corporation	12.9	3.8
11	Carsales.com	11.0	3.2
12	Woolworths Group	10.9	3.2
13	ResMed	10.1	3.0
14	Auckland International Airport	8.7	2.5
15	EQT Holdings	8.4	2.5
16	ARB Corporation	8.2	2.4
17	Commonwealth Bank of Australia*	7.8	2.3
18	Medibank Private*	7.4	2.2
19	National Australia Bank	7.3	2.1
20	Netwealth Group	7.3	2.1
Total		267.0	

As percentage of total portfolio value (excludes cash)

78.3%

* Indicates that options were outstanding against part of the holding.

For personal use only

Income Statement

As at 30 June 2023

	2023 \$'000	2022 \$'000
Dividends and distributions	9,371	10,724
Revenue from deposits and bank bills	401	5
Net gains/(losses) on trading portfolio	(6)	(678)
Income from options written portfolio	578	391
Total income	10,344	10,442
Finance costs	(91)	(115)
Administration expenses	(2,242)	(2,000)
Profit before income tax	8,011	8,327
Income tax expense	(456)	(212)
Profit for the year	7,555	8,115
	Cents	Cents
Profit for the year per share	2.43	2.68

For personal use only

Balance Sheet

As at 30 June 2023

For personal use only

	2023 \$'000	2022 \$'000
Current assets		
Cash	4,954	21,714
Receivables	1,386	1,992
Total current assets	6,340	23,706
Non-current assets		
Investment portfolio	341,359	306,643
Deferred tax assets – other	786	-
Total non-current assets	342,145	306,643
Total assets	348,485	330,349
Current liabilities		
Payables	141	1,093
Tax payable	286	10,239
Options sold	260	60
Total current liabilities	687	11,392
Non-current liabilities		
Deferred tax liabilities – other	-	127
Deferred tax liabilities – investment portfolio	27,597	17,860
Total non-current liabilities	27,597	17,987
Total liabilities	28,284	29,379
Net assets	320,201	300,970
Shareholders' equity		
Share capital	223,819	221,801
Revaluation reserve	48,181	27,337
Realised capital gains reserve	26,080	37,266
Retained profits	22,121	14,566
Total shareholders' equity	320,201	300,970

Summarised Statement of Changes in Equity

For the Year Ended 30 June 2023

	2023 \$'000	2022 \$'000
Total equity at the beginning of the year	300,970	335,343
Dividends paid	(10,724)	(16,257)
Shares issued – Dividend Reinvestment Plan	2,029	2,832
– Share Purchase Plan	-	10,036
Costs of Share Issues	(11)	(54)
Total transactions with shareholders	(8,706)	(3,443)
Profit for the year	7,555	8,115
Revaluation of investment portfolio	29,214	(55,954)
Provision for tax on revaluation	(8,832)	16,909
Revaluation of investment portfolio (after tax)	20,382	(39,045)
Total comprehensive income for the year	27,937	(30,930)
Realised gains or losses on securities sold	(1,367)	32,431
Tax expense on realised gains or losses on securities sold	905	(10,208)
Net realised gains or losses on securities sold	(462)	22,223
Transfer from revaluation reserve to realised gains reserve	462	(22,223)
Total equity at the end of the year	320,201	300,970

A full set of AMCIL's accounts are available on the Company's website.

For personal use only

Holdings of Securities

At 30 June 2023

Details of the Company's portfolios are given below. The list should not, however, be used to evaluate portfolio performance or to determine the net asset backing per share (which is recorded each month on the toll free telephone service at 1800 780 784 and posted to AMCIL's website amcil.com.au).

Code	Name	Principal Activity	Number Held 2022 '000	Number Held 2023 '000	Market Value 2023 \$'000
AIA	Auckland International Airport	Owner and operator of New Zealand's largest airport. It operates through the following segments: aeronautical, retail and property	1,150	1,105	8,674
ALQ	ALS	Provider of analytical laboratory services to mining, life sciences, energy and industrial clients	0	550	6,138
ARB	ARB Corporation	Manufacturer and distributor of four-wheel drive vehicle accessories in Australia and internationally	239	285	8,155
ASX	ASX	Operator of Australia's largest securities exchange	72	55	3,456
BHP	BHP	Diversified international resources company	377	432	19,436
BMT	Beamtree Holdings	Healthcare company which provides clinical decision support software known as 'Rippledawn' which automates human decision-making processes in healthcare organisations	9,205	10,045	2,361
BRG	Breville Group	Manufacturer and wholesaler of electrical consumer products	235	210	4,187
CAR	Carsales.com	Largest online automotive classifieds business in Australia. It also has interests in leading online automotive classified businesses in Brazil, South Korea, Malaysia, Indonesia, Thailand and Mexico	505	461	10,973

For personal use only

Code	Name	Principal Activity	Number Held 2022 '000	Number Held 2023 '000	Market Value 2023 \$'000
CBA*	Commonwealth Bank of Australia	Banking and wealth management services	78	78	7,835
COH*	Cochlear	Provider of implantable hearing solutions, operating throughout the Americas, Europe, and Asia Pacific. Its products include cochlear, bone conduction and acoustic implants	38	16	3,730
CPU	Computershare	Provides stock registration and transfer services to companies listed on various stock markets globally, as well as providing technology services for stock exchanges, investor services for shareholders and employee share plan management and the provision of bankruptcy, class action and mortgage servicing activities for various corporate clients globally	0	187	4,372
CSL	CSL	Biopharmaceutical company that researches, develops, manufactures, and markets products to treat and prevent serious human medical conditions	127	123	34,187
DMP	Domino's Pizza Enterprises	Largest international master franchise owner of the Domino's Pizza brand with operations in Australia, Europe, and Asia	77	106	4,938
EQT	EQT Holdings	Provider of private client, trustee, estate administration and funds management services	259	323	8,379
FCL	FINEOS Corporation	Global software company that provides software solutions to the life, accident, and health insurance industry	2,619	2,000	4,440

Holdings of Securities

At 30 June 2023 continued

Code	Name	Principal Activity	Number Held 2022 '000	Number Held 2023 '000	Market Value 2023 \$'000
FPH	Fisher & Paykel Healthcare Corporation	Designer, manufacturer, and marketer of a range of medical devices used in respiratory care and the treatment of obstructive sleep apnoea	230	230	5,184
GMG	Goodman Group	Engages in the development, owning, and management of industrial property and business space in Australia and overseas	606	653	13,106
GTK	Gentrack	Produces software for the electricity, gas and water utilities industries	0	480	1,879
IEL	IDP Education	Provider of International English language testing, student placement and English language teaching services	0	193	4,265
JHX	James Hardie Industries	Building materials company focused on fibre cement products, predominantly in the United States	358	349	13,861
MAQ	Macquarie Technology Group	Provider of voice and telecommunication services as well as data hosting and co-location services to businesses and government customers	185	193	13,187
MFT	Mainfreight (NZX listed)	Provider of managed warehousing and international and domestic freight forwarding services	277	250	16,568
#	Marketplacer (unlisted)	Software company that provides the technology and infrastructure needed to establish and maintain online marketplaces for retail and B2B customers	977	977	557
MPL*	Medibank Private	Underwrites and distributes private health insurance policies through Medibank and AHM brands	0	2,151	7,401

For personal use only

Code	Name	Principal Activity	Number Held 2022 '000	Number Held 2023 '000	Market Value 2023 \$'000
MQG	Macquarie Group	Diversified financial services business operating in banking, financial advisory, investment and funds management services	104	107	18,943
NAB	National Australia Bank	Banking and wealth management services	0	278	7,318
NWL	Netwealth Group	Diversified financial services company providing independent investment platform services to institutional, corporate and retail clients	560	524	7,252
REA	REA Group	Leading digital media business focussing on online property portals in Australia and overseas	48	48	6,872
REH	Reece	Distributor and retailer of plumbing, building and hardware supplies	286	381	7,066
RMD	ResMed	Developer, manufacturer, and distributor of medical equipment for treating, diagnosing, and managing sleep-disordered breathing and other respiratory disorders	320	308	10,105
STO*	Santos	Australian energy company that engages in the exploration, development, transportation and marketing of natural gas	497	640	4,788
TCL	Transurban Group	Developer and operator of electronic toll roads in Australia and overseas	1,366	1,315	18,736
TPW	Temple & Webster Group	Operator of an online retailer of furniture and homewares. It provides lifestyle products from Australian and international designers	897	360	2,120

Holdings of Securities

At 30 June 2023 continued

Code	Name	Principal Activity	Number Held 2022 '000	Number Held 2023 '000	Market Value 2023 \$'000
WBC	Westpac Banking Corporation	Banking and wealth management services	540	603	12,857
WDS*	Woodside Energy Group	Engages in the exploration, evaluation, development and production of hydrocarbon and oil and gas properties	68	118	4,043
WES	Wesfarmers	Diversified conglomerate with retailing operations in department stores, home improvement and office supplies. The group also operates businesses involved in lithium mining, energy, chemicals, fertilisers and industrial and safety products	355	389	19,176
WOW	Woolworths Group	Operator of general merchandise consumer stores and supermarkets in Australia and New Zealand	364	274	10,878
WTC	WiseTech Global	Global software company that provides software solutions to the logistics industry	0	17	1,357
XRO	Xero	Global software company that provides cloud based accounting software to small and medium businesses	0	20	2,319
Total					341,099

* Indicates that options were outstanding against part of the holding.

For personal use only

Major Transactions in the Investment Portfolio

Acquisitions	Cost (\$m)
National Australia Bank	7.9
Medibank Private	6.3
ALS	6.3
IDP Education	4.3
Computershare	4.2

Disposals	Proceeds (\$m)
IRESS*	11.7
PEXA Group*	6.3
Nanosonics*	6.2
Cochlear	4.4
Woolworths Group	3.2

* Complete disposal.

New Companies Added to the Portfolio

National Australia Bank
 Medibank Private
 ALS
 IDP Education
 Computershare
 Gentrack Group
 Xero
 WiseTech Global

For personal use only

Company Particulars

AMCIL Limited (AMCIL)

ABN 57 073 990 735

Directors

Rupert Myer AO, Chairman
Mark Freeman, Managing Director
Jodie Auster
Roger G Brown
Paula Dwyer
Michael J Hirst
Jonathan J Webster AM

Company Secretaries

Matthew J Rowe
Andrew JB Porter

Auditor

PricewaterhouseCoopers
Chartered Accountants

Country of Incorporation

Australia

Registered Office and Mailing Address

Level 21, 101 Collins Street
Melbourne Victoria 3000

Contact Details

Telephone (03) 9650 9911
Facsimile (03) 9650 9100
Email invest@amcil.com.au
Website amcil.com.au

For enquiries regarding net asset backing (as advised each month to the Australian Securities Exchange):

Telephone 1800 780 784 (toll free)

For personal use only

Shareholder Information

Securities Exchange Code

AMH Ordinary shares

Share Registrar

Computershare Investor Services Pty Ltd
Yarra Falls
452 Johnston Street
Abbotsford Victoria 3067

Shareholder

Enquiry Line 1300 653 916
+61 3 9415 4224
(from overseas)

Facsimile +61 3 9473 2500

Website investorcentre.com/contact

For all inquiries relating to shareholdings, dividends and related matters, please contact the share registrar as above.

Annual General Meeting

Time 1.30pm
Date Thursday 12 October 2023
Venue Dexus Place
Location Level 6, 80 Collins Street
Melbourne Victoria Australia

The AGM will be a hybrid meeting with a physical meeting and access via an online platform. Further details are provided in the Notice of Annual General Meeting.

For personal use only

For personal use only



23 August 2023

The logo for AMCIL, featuring the letters 'AMCIL' in a white, sans-serif font on a dark blue rectangular background.

AMCIL Limited
ABN 57 073 990 735
Level 21, 101 Collins St
Melbourne VIC 3000
T 03 9650 9911
F 03 9650 9100
invest@amcil.com.au
amcil.com.au

Dear Shareholder,

I am pleased to invite you to the 2023 Annual General Meeting (AGM) of AMCIL Limited (AMH or the Company) which has been scheduled as follows:

Date: Thursday 12 October 2023

Time: 1.30pm Australian Eastern Daylight Time (AEDT)

The AGM will be held as a hybrid meeting providing shareholders with an opportunity to either attend in person or to participate online.

To attend in person and engage with Directors, shareholders are invited to attend Dexus Place, Level 6, 80 Collins St, Melbourne, Victoria, Australia.

If shareholders are attending online they must use the Computershare Meeting Platform to participate in the meeting. To participate in the meeting, you can log in by entering the following URL <https://meetnow.global/M2DZ6QC> on your computer, tablet or smartphone.

Shareholders who participate in the AGM online using the online platform are able to ask questions via this platform and vote in real time.

Full details on how to lodge a proxy vote, attend and participate in the AGM are set out in our Notice of Meeting.

Notice of Meeting

Please visit www.amcil.com.au to view and download our Notice of Meeting, Our Annual Report and other meeting documents are also available on this webpage.

Proxy Form

If you are unable to join us for the AGM, we encourage you to lodge a vote prior to the meeting or, alternatively, to appoint a proxy to attend either in person or virtually and vote on your behalf. Enclosed with this letter is a hard copy of your Proxy Form which is personalised to you. Please complete the Proxy Form if you would like to appoint a proxy to attend the meeting and vote on your behalf. The Notice of Meeting sets out the various ways in which you can submit the Proxy Form. Please note that for a proxy appointment to be effective, it must be received by 1.30pm (AEDT) on Tuesday 10 October 2023.

For personal use only


Questions from shareholders

Shareholders will have a reasonable opportunity to ask questions at the AGM (including an opportunity to ask questions of the Auditor) verbally or via the meeting platform.

As was the case last year, we also welcome shareholder questions in advance of the meeting. These can be emailed to the Company at agm@amcil.com.au or enclosed with your returned Proxy Form if you elect to return a hard copy.

On behalf of the Board, I thank you for your continuing support as a shareholder. We look forward to welcoming you to our hybrid AGM either virtually or in person on 12 October 2023.

Yours sincerely



Rupert Myer AO
Chairman

For personal use only

A Focused Portfolio
of Australian and
New Zealand Companies

AMCIL

Notice of Annual
General Meeting
2023

For personal use only



The Annual General Meeting of
AMCIL Limited, ABN: 57 073 990 735
(‘Company’) will be held at 1.30pm
(AEDT) on Thursday 12 October 2023

BUSINESS OF THE MEETING

The Annual General Meeting of **AMCIL Limited**, ABN: 57 073 990 735 ('Company') will be held at: **1.30pm (AEDT)** on **Thursday 12 October 2023** at **Dexus Place, Level 6, 80 Collins Street, Melbourne, Victoria, Australia** and via an online platform at **meetnow.global/M2DZ6QC**.

Shareholders are requested to participate in the AGM in person, via our online AGM platform or via the appointment of a proxy. Further information on how to participate virtually is set out in this Notice and the Online Meeting Guide.

The Company has determined that, for the purpose of voting at the meeting, shares will be taken to be held by those persons recorded on the Company's register at **7.00pm (AEDT)** on **Tuesday 10 October 2023**.

1. Financial Statements and Reports

To consider the Directors' Report, Financial Statements and Independent Audit Report for the financial year ended 30 June 2023.

(Please note that no resolution will be required to be passed on this matter).

2. Adoption of Remuneration Report

To consider and, if thought fit, to pass the following resolution (as an ordinary resolution):

"That the Remuneration Report for the financial year ended 30 June 2023 be adopted."

(Please note that the vote on this item is advisory only)

3. to 5. Re-election and Election of Directors

To consider and, if thought fit, to pass the following resolutions (as ordinary resolutions):

3. "That Mr Roger Brown, a Director retiring from office in accordance with Rule 46 of the Constitution, being eligible is re-elected as a Director of the Company."
4. "That Mr Jon Webster, a Director retiring from office in accordance with Rule 46 of the Constitution, being eligible is re-elected as a Director of the Company."
5. "That Ms Paula Dwyer, a Director retiring from office in accordance with Rule 45 of the Constitution, being eligible is elected as a Director of the Company."

By Order of the Board



Matthew Rowe
Company Secretary

23 August 2023

For personal use only

EXPLANATORY NOTES

The Explanatory Notes below provide additional information regarding the items of business proposed for the Annual General Meeting.

IMPORTANT: Shareholders are urged to direct their proxy how to vote by clearly marking the relevant box for each item on the proxy form.

Please ensure that your properly completed proxy form reaches the share registry by the deadline of 1.30pm (AEDT) on Tuesday 10 October 2023.

Where permitted, the Chairman of the meeting intends to vote undirected proxies in favour of all items of business.

1. Financial Statements and Reports

During this item there will be a reasonable opportunity for shareholders to ask questions and comment on the Directors' Report, Financial Statements and Independent Audit Report for the financial year ended 30 June 2023. No resolution will be required to be passed on this matter.

Shareholders who have not elected to receive a hard copy of the Company's 2023 Annual Report can view or download it from the Company's website at:

amcil.com.au/our-company

2. Adoption of Remuneration Report

During this item there will be a reasonable opportunity for shareholders at the meeting to comment on and ask questions about the Remuneration Report which can be found in the Company's 2023 Annual Report.

As prescribed by the *Corporations Act 2001*, the vote on the proposed resolution is an advisory one.

Voting Exclusions on Item 2

Pursuant to Sections 250BD and 250R of the *Corporations Act 2001* (Cth), votes may not be cast, and the Company will disregard any votes cast, on the resolution proposed in Item 2 ('Resolution 2'):

- by or on behalf of any member of the key management personnel of the Company (a 'KMP member') whose remuneration details are included in the Remuneration Report or any of their closely related parties; or
- as a proxy by a person who is a KMP member at the date of the meeting or any of their closely related parties,

unless the votes are cast:

- as a proxy for a person who is entitled to vote on Resolution 2 in accordance with a direction in the proxy appointment; or

- by the Chairman of the Annual General Meeting as a proxy for a person who is entitled to vote on Resolution 2 in accordance with an express authorisation in the proxy appointment to cast the votes even though Resolution 2 is connected directly or indirectly with the remuneration of a KMP member.

If the Chairman of the Annual General Meeting is appointed, or taken to be appointed, as a proxy, the shareholder can direct the Chairman to vote for or against, or to abstain from voting on, Resolution 2 by marking the appropriate box opposite Item 2 on the proxy form.

For the purposes of these voting exclusions, a 'closely related party' of a KMP member means (1) a spouse or child of the KMP member, (2) a child of the KMP member's spouse, (3) a dependant of the KMP member or of the KMP member's spouse, (4) anyone else who is one of the KMP member's family and may be expected to influence the KMP member, or be influenced by the KMP member, in the KMP member's dealings with the Company, or (5) a company the KMP member controls.

The Company will also apply these voting exclusions to persons appointed as attorney by a shareholder to attend and vote at the Annual General Meeting under a power of attorney, as if they were appointed as a proxy.

Pursuant to Sections 250BD(2) and 250R(5) of the *Corporations Act 2001*, if the Chairman of the meeting is a proxy and the relevant shareholder does not mark any of the boxes opposite Item 2, the relevant shareholder will be expressly authorising the Chairman to exercise the proxy in relation to Item 2.

Board recommendation: Noting that each director has a personal interest in their own remuneration from the Company, as described in the Remuneration Report, the Board unanimously recommends that shareholders vote IN FAVOUR of this resolution.

For personal use only

EXPLANATORY NOTES

continued

3. to 5. Re-election and Election of Directors

Mr Roger Brown and Mr Jon Webster were re-elected as Directors by shareholders at the 2020 AGM. As such they are required to seek re-election by shareholders at this AGM. Ms Paula Dwyer was appointed to the Board in June 2023 and so is seeking election by shareholders for the first time at this Annual General Meeting. Their biographical details are set out below:

Roger G Brown

Independent Non-Executive Director
B.Eng, MBA

Member of the Investment Committee

Mr Brown was appointed to the Board in February 2014. He is currently a Non-Executive Director of ARB Corporation Limited. He was the Non-Executive Chairman of ARB from 2016 to 2022. Mr Brown also held the position of Executive Chairman of ARB from 1987 to 2016.

Mr Brown has wide experience as a CEO and Director and brings to the company a wealth of knowledge from ARB Corporation's involvement in the automotive industry in Australia and overseas.

Jon Webster AM

Independent Non-Executive Director
BCom, LLB (Hons) LLM

Member of the Audit and Investment Committees

Mr Webster was appointed to the Board in November 2016. Mr Webster was a partner of Allens practicing in the area of mergers and acquisitions for over 30 years and was a Board member of Allens for 12 years. He is a Trustee of the R E Ross Trust, a Director of Hillview Quarries Pty Ltd and an independent member of ASIC's Audit & Risk Committee. Jon was a Senior Fellow of the Law School of The University of Melbourne for over 20 years. He is a former Chairman of the Audit Committee of the Northern Land Council and of the Corporations Committee of the Law Council of Australia. He is also a former Director of the Human Rights Law Centre, a former member of the ASX's Listings Advisory Panel and of the Federal Government's Consultative Group to the Corporations Law Simplification Task Force.

Paula Dwyer

Independent Non-Executive Director
BCom, FCA, SF Fin, FAICD

Member of the Investment Committee

Ms Dwyer was appointed to the Board in June 2023. Paula is Chair of Allianz Australia Limited and Elenium Automation Pty Limited and a Non-Executive Director of Dexu Funds Management Limited, Lion Pty Limited and Lion Global Beverages, where she is Chair of the Audit, Risk and Compliance committees. She is a member of the Committee of the Melbourne Cricket Club.

Paula has been a Non-Executive Director for over 20 years following an executive career in investment banking and funds management. She has significant experience across financial services, investment management, healthcare, energy, utilities and infrastructure, gambling entertainment, property and construction, corporate finance and mergers & acquisitions.

Previous roles include as Non-Executive Director of ANZ Banking Group Limited (where she was Chair of the Audit Committee), Suncorp Group Limited, Astro Japan Property Group Limited, Fosters Group Limited, David Jones Limited and Promina Group Limited. Paula was formerly Chair of Tabcorp Holdings Limited and Healthscope Limited and Deputy Chair of Leighton Holdings Limited.

Board recommendation and undirected proxies: The Board (with the exception of each Director in relation to their own re-election/election) recommends that shareholders vote IN FAVOUR of resolutions 3, 4 and 5. The Chairman of the meeting intends to vote undirected proxies IN FAVOUR of resolutions 3, 4 and 5.

Further information regarding the Company's Corporate Governance arrangements and the Board's role can be found on the Company's website at:

amcil.com.au/corporate-governance

For personal use only

SHAREHOLDER INFORMATION

Shareholders and Proxyholders have two options for participating at the AGM:

In person

Online via the Computershare Meeting Platform (access via meetnow.global/M2DZ6QC)

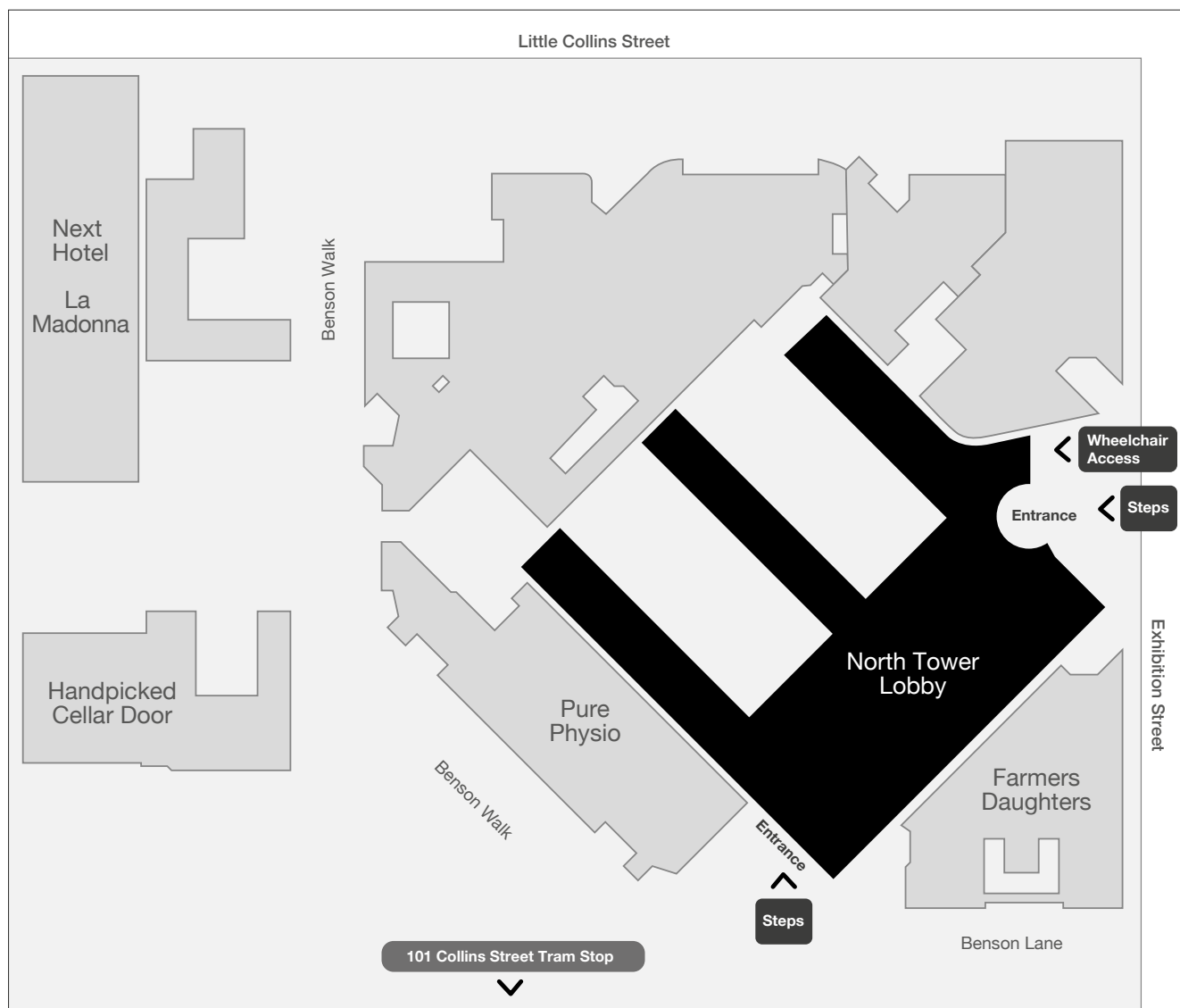
In Person

The AGM will be held at the Dexus Place, Level 6, 80 Collins Street, Melbourne, Victoria, Australia

Dexus Place

Directional Map

For personal use only



SHAREHOLDER INFORMATION

continued

Via the Online Platform

If shareholders are attending online, they must use the Computershare Meeting Platform to participate in the meeting.

To participate in the meeting, you can log in by entering the following URL **meetnow.global/M2DZ6QC** on your computer, tablet, or smartphone.

Online registration will open one hour before the meeting.

To make the registration process quicker, please have your SRN/HIN and registered postcode or country code ready. Proxyholders will need to contact Computershare prior to the meeting to obtain their login details.

To participate in the meeting online follow the instructions below.

1. Click on 'Join Meeting Now'.
2. Enter your SRN/HIN. Proxyholders will need to contact Computershare on +61 3 9415 4024 one hour prior to the meeting to obtain their login details.
3. Enter your postcode registered to your holding if you are an Australian securityholder. If you are an overseas securityholder select the country of your registered holding from the drop-down list.
4. Accept the Terms and Conditions and 'Click Continue'.

A detailed guide on how to participate virtually is set out in the Online Meeting Guide (computershare.com.au/virtualmeetingguide) or on our website at amcil.com.au. This Guide explains how you can ensure your browser is compatible with the online platform, as well as a step-by-step guide to successfully log in and navigate the site.

Voting Options for the AGM

- Voting in person at the meeting
- Direct voting via the online AGM platform during the AGM
- Appointing a proxy

All Resolutions Will be Conducted by Poll

As some shareholders may participate virtually in the Meeting each resolution considered at the Meeting will be conducted by a poll. The Board considers voting by poll to be in the interests of the shareholders as a whole and ensures the views of as many shareholders as possible are represented at the Meeting.

Direct Voting Via Online AGM Platform – During the AGM

In accordance the Company's Constitution ('Constitution'), the Directors have determined that at the AGM, a shareholder who is entitled to vote on a resolution at the AGM is entitled to a direct vote in respect of that resolution and have approved the use the online AGM platform as the means by which shareholders can deliver their direct vote in real time during the AGM.

Shareholders can participate in the AGM via the online AGM platform and will be able to vote directly through the online platform in real time. Shareholders and proxyholders can vote directly online at any time between the start of the AGM at 1.30pm (AEDT) and the closure of voting as announced by the Chairman during the Meeting.

More information regarding direct voting during the AGM is detailed in the Online Meeting Guide that is available on our website amcil.com.au.

Proxies

If you cannot attend the meeting online at the scheduled time, you can participate in the AGM by appointing a proxy to attend and vote at the AGM. Shareholders can appoint a proxy on the enclosed Proxy Form, instructions on how to lodge the Proxy Form are contained in the attached Notice of Meeting.

1. A shareholder entitled to attend and vote at this meeting is entitled to appoint not more than two proxies (who need not be members of the Company) to attend, vote and speak in the shareholder's place and to join in any demand for a poll.
2. A shareholder who appoints two proxies may specify a proportion or number of the shareholder's votes each proxy is appointed to exercise. Where no such specification is made, each proxy may exercise half of the votes (any fractions of votes resulting from this are disregarded).
3. **Proxy forms may be lodged online by visiting investorvote.com.au or by scanning the QR Code on the proxy form with a mobile device.**
4. **Relevant custodians may lodge their proxy forms online by visiting intermediaryonline.com**
5. Proxy forms and any authorities (or certified copies of those authorities) under which they are signed may be also delivered, by mail or by fax to the Company's Share Registry (see details below) no later than 48 hours before the meeting, being **1.30pm (AEDT) on Tuesday 10 October 2023**. Further details are on the proxy form.
6. A proxy need not vote in that capacity on a poll (unless the proxy is the Chairman of the meeting). However, if the proxy's appointment specifies the way to vote on a resolution, and the proxy decides to vote in that capacity on that resolution, the proxy must vote the way specified (subject to the other provisions of this Notice, including the voting exclusions noted above).

For personal use only

7. In certain circumstances the Chairman of the meeting will be taken to have been appointed as the proxy of the relevant shareholder in respect of the meeting or the poll on that resolution even if the shareholder has not expressly appointed the Chairman of the meeting as their proxy. This will occur where:

- an appointment of a proxy specifies the way the proxy is to vote on a particular resolution; and
- the appointed proxy is not the Chairman of the meeting; and
- at the meeting, a poll is called on the resolution; and
- either of the following apply:
 - if a record of attendance is made for the AGM and the proxy is not recorded as attending
 - the proxy does not vote on the resolution.

Corporate Representatives

A body corporate which is a shareholder, or which has been appointed as a proxy, may appoint an individual to act as its representative at the meeting. Evidence of the appointment of a corporate representative must comply with Section 250D of the *Corporations Act 2001* and be lodged with the Company before the AGM.

Attorneys

A shareholder may appoint an attorney to vote on their behalf. To be effective for the meeting, the instrument effecting the appointment (or a certified copy of it) must be received by the deadline for the receipt of proxy forms (see above), being no later than 48 hours before the meeting.

Questions from Shareholders

We welcome shareholders' questions at the meeting. However, in the interests of all attending the meeting, we request that shareholders confine their questions to matters before the meeting that are relevant to shareholders as a whole.

For shareholders and proxyholders present at the meeting, you will have the opportunity to ask questions from the floor.

For shareholders attending online please follow the instructions in the platform on how to ask a question. Please note, only shareholders and proxyholders may ask questions online.

Shareholders who are unable to attend the meeting or who prefer to register questions in advance are invited to use the question form included with their proxy form or via email agm@amcil.com.au. The deadline for receipt of questions by email to be considered at the AGM is **28 September 2023**. During the course of the meeting, the Chairman will endeavour to address the themes most frequently raised in the submitted question forms. Please note that individual responses will not be sent to shareholders.

Share Registry

The Company's Share Registry details are as follows:

Computershare Investor Services Pty Limited

Street Address

Yarra Falls
452 Johnston Street
Abbotsford VIC 3067

Postal Address

GPO Box 242
Melbourne VIC 3001

Telephone

1300 653 916 (within Australia)
+61 3 9415 4224 (outside Australia)

Facsimile

1800 783 447 (within Australia)
+61 3 9473 2555 (outside Australia)

Internet

investorcentre.com/contact

For personal use only

AMCIL



ABN 57 073 990 735

Need assistance?



Phone:

1300 653 916 (within Australia)
+61 3 9415 4224 (outside Australia)



Online:

www.investorcentre.com/contact



YOUR VOTE IS IMPORTANT

For your proxy appointment to be effective it must be received by **1.30pm (AEDT)** Tuesday 10 October 2023.

Proxy Form

How to Vote on Items of Business

All your securities will be voted in accordance with your directions. Each resolution considered at the meeting will be conducted by a poll.

APPOINTMENT OF PROXY

Voting 100% of your holding: Direct your proxy how to vote by marking one of the boxes opposite each item of business. If you do not mark a box your proxy may vote or abstain as they choose (to the extent permitted by law). If you mark more than one box on an item your vote will be invalid on that item.

Voting a portion of your holding: Indicate a portion of your voting rights by inserting the percentage or number of securities you wish to vote in the For, Against or Abstain box or boxes. The sum of the votes cast must not exceed your voting entitlement or 100%.

Appointing a second proxy: You are entitled to appoint up to two proxies to attend the meeting and vote on a poll. If you appoint two proxies you must specify the percentage of votes or number of securities for each proxy, otherwise each proxy may exercise half of the votes. When appointing a second proxy write both names and the percentage of votes or number of securities for each in Step 1 overleaf.

A proxy need not be a securityholder of the Company.

SIGNING INSTRUCTIONS FOR POSTAL FORMS

Individual: Where the holding is in one name, the securityholder must sign.

Joint Holding: Where the holding is in more than one name, all of the securityholders should sign.

Power of Attorney: If you have not already lodged the Power of Attorney with the registry, please attach a certified photocopy of the Power of Attorney to this form when you return it.

Companies: Where the company has a Sole Director who is also the Sole Company Secretary, this form must be signed by that person. If the company (pursuant to section 204A of the Corporations Act 2001) does not have a Company Secretary, a Sole Director can also sign alone. Otherwise this form must be signed by a Director jointly with either another Director or a Company Secretary. Please sign in the appropriate place to indicate the office held. Delete titles as applicable.

PARTICIPATING IN THE MEETING

Corporate Representative

If a representative of a corporate securityholder or proxy is to participate in the meeting you will need to provide the appropriate "Appointment of Corporate Representative". A form may be obtained from Computershare or online at www.investorcentre.com under the help tab, "Printable Forms".

Lodge your Proxy Form:

Online:

Lodge your vote online at www.investorvote.com.au using your secure access information or use your mobile device to scan the personalised QR code.

Your secure access information is



Control Number:
SRN/HIN:

For Intermediary Online subscribers (custodians) go to www.intermediaryonline.com

By Mail:

Computershare Investor Services Pty Limited
GPO Box 242
Melbourne VIC 3001
Australia

By Fax:

1800 783 447 within Australia or
+61 3 9473 2555 outside Australia



PLEASE NOTE: For security reasons it is important that you keep your SRN/HIN confidential.

You may elect to receive meeting-related documents, or request a particular one, in electronic or physical form and may elect not to receive annual reports. To do so, contact Computershare.

For personal use only

Change of address. If incorrect, mark this box and make the correction in the space to the left. Shareholders sponsored by a broker (reference number commences with 'X') should advise their broker of any changes.

Proxy Form

Please mark to indicate your directions

STEP 1 Appoint a proxy to vote on your behalf

I/We being a shareholder/s of **AMCIL LIMITED** hereby appoint

the Chairman of the meeting OR

PLEASE NOTE: Leave this box blank if you have selected the Chairman of the meeting. Do not insert your own name(s).

or failing the individual or body corporate named in relation to the meeting generally or in relation to a poll on a given resolution, or if no individual or body corporate is named, the Chairman of the meeting, as my/our proxy to act generally at the meeting or in relation to a poll on the given resolution (as applicable) on my/our behalf, including to vote in accordance with the following directions (or if no directions have been given, and to the extent permitted by law, as the proxy sees fit), at the Annual General Meeting of **AMCIL Limited** to be held **at Dexu Place, Level 6, 80 Collins St, Melbourne, Victoria, Australia and via an online platform at 1.30pm (AEDT) on Thursday 12 October 2023** and at any adjournment or postponement of that meeting.

Chairman to vote undirected proxies in favour: I/We acknowledge that the Chairman of the meeting intends to vote undirected proxies in favour of each item of business, to the extent permitted by law.

Chairman authorised to exercise proxies on remuneration related matters: If I/we have appointed the Chairman of the meeting as my/our proxy (or the Chairman of the meeting becomes my/our proxy by default), I/we expressly authorise the Chairman of the meeting (to the extent permitted by law) to exercise my/our proxy in respect of item 2 even though the item is connected directly or indirectly with the remuneration of a member of key management personnel of AMCIL Limited, which includes the Chairman of the meeting.

For personal use only

STEP 2 Items of Business

PLEASE NOTE: If you mark the **Abstain** box for an item, you are directing your proxy not to vote on your behalf on a poll and your votes will not be counted in computing the required majority.

		For	Against	Abstain
Item 2	Adoption of Remuneration Report	<input type="checkbox"/>	<input type="checkbox"/>	<input type="checkbox"/>
Item 3	Re-election of Director - Mr Roger Brown	<input type="checkbox"/>	<input type="checkbox"/>	<input type="checkbox"/>
Item 4	Re-election of Director - Mr Jon Webster	<input type="checkbox"/>	<input type="checkbox"/>	<input type="checkbox"/>
Item 5	Election of Director - Ms Paula Dwyer	<input type="checkbox"/>	<input type="checkbox"/>	<input type="checkbox"/>

Board recommendations and undirected proxies: The Board recommends shareholders vote in favour of each item of business. The Chairman of the meeting intends to vote undirected proxies in favour of each item of business, to the extent permitted by law.

SIGN Signature of Shareholder(s) *This section must be completed.*

Individual or Shareholder 1

Sole Director and Sole Company Secretary

Shareholder 2

Director

Shareholder 3

Director/Company Secretary

Contact Name _____

Contact Daytime Telephone _____

Date ____ / ____ / ____

