ASX Announcement
31 July 2023

QUARTERLY ACTIVITIES REPORT - JUNE 2023

Highlights

- **Conditional binding agreement entered to acquire 100% of the Tabba Tabba Lithium-Tantalum Project in the Pilbara WA**
- **Firm commitments for $7M capital raise received**
- **High impact RC drilling at Tabba Tabba underway targeting lithium bearing pegmatites**
- **Significant alteration and gold intersected in RC drilling in the Greater Hobbs Pipe Prospect at the Mt Adrah Gold Project in the Lachlan Fold Belt, NSW**

Wildcat Resources Limited (ASX: WC8) ("Wildcat" or "the Company") is pleased to present its Activities Report and Appendix 5B for the period ending 30th of June 2023.

On the 17th May 2023[1] the Company announced it had entered into a binding agreement to acquire the Tabba Tabba Lithum-Tantalum Project from Global Advanced Metals (GAM). Tabba Tabba represents a transformational opportunity for Wildcat, with potential for a major lithium discovery, proximal to port, and most significantly, located on granted mining tenements.

The Company demonstrated its commitment to advance the project as rapidly as possible. It obtained regulatory approval for a program of work for 1,930 RC and diamond drill holes and, subsequent to the end of the June Quarter, RC drilling commenced on the 7th of July 2023[2].

Also in the Pilbara, the Company acquired a 100% interest in the Pilgangoora North tenement application (E45/6155) adding to the Bolt Cutter Project's already commanding land position in the region, now standing at 850Km^2. The Pilgangoora North tenement is located 10km along trend to the north of the giant Pilgangoora Lithium Project (309Mt at 1.14% Li_2O and 105ppm Ta_2O_5)[3] and was granted subsequent to the end of the June Quarter on the 4th of July 2023.

At the Mt Adrah Gold Project in NSW (Figure 1), the Company received assay results for 16 RC drill holes for 3,600m completed in April 2023 at the Greater Hobbs Pipe Prospect[4]. The Greater Hobbs Pipe Prospect is an area of strong alteration and geochemical anomalism that extends for over 1km to the southeast of the Hobbs Pipe Gold Deposit (hosting a Mineral Resource estimate of **20.5Mt @ 1.1g/t Au for**

[1] ASX announcement 17th May 2023:
https://www.investi.com.au/api/announcements/wc8/4788276b-630.pdf
[2] ASX announcement 14th July 2023:
https://www.investi.com.au/api/announcements/wc8/0d6e63aa-fbc.pdf
[3] ASX announcement 22nd June 2023:
https://www.investi.com.au/api/announcements/wc8/13bee3a1-0d0.pdf
[4] ASX announcement 15th June 2023:
https://www.investi.com.au/api/announcements/wc8/35d3cf87-adf.pdf

For personal use only

WILDCAT
RESOURCES

ASX Code: WC8

Director: Jeff Elliott
Director: Matthew Banks
Director: Samuel Ekins
Director: Alex Hewlett

Secretary: James Bahen

REGISTERED OFFICE
Level 2, 25 Richardson St,
West Perth, WA, 6005

Postal Address
Level 2, 25 Richardson St,
West Perth, WA, 6005

WEBSITE
www.wildcatresources.com.au

T: +61 (8) 6555 2950
F: +61 (8) 6166 0261

ACN: 098 236 938

Wildcat Resources Ltd

Wildcat Resources is a company focussed on discovery with strategic landholdings in world class provinces in Australia. The company has key landholdings for gold in the Lachlan Fold Belt (NSW), gold and lithium in the Mallina Province – Pilbara (WA), and greenfields exploration projects regionally in WA.

FOR ENQUIRIES
PLEASE CONTACT:
info@wildcatresources.com.au
T: +61 (8) 6555 2950

770,000 oz Au[5]). Significant, broad zones of gold mineralisation >0.1g/t Au were identified in 15 of the 16 holes drilled, confirming that the Hobbs Pipe Intrusion-Related Gold System (IRGS) is large and highly prospective for more Hobbs Pipe-style intrusions.

Exploration Activities

Tabba Tabba Project – Mallina Basin, Pilbara WA

On the 17th May 2023 the Company announced it had entered in to a conditional binding agreement to acquire 100% of the Tabba Tabba Lithium-Tantalum Project from GAM. Tabba Tabba is a package of mining tenements over a rich pegmatite field that hosts the **high-grade Tabba Tabba Tantalum Deposit with a Mineral Resource estimate of 318Kt at 950ppm Ta_2O_5 for 666,200lbs Ta_2O_5**[6] (Figure 2).

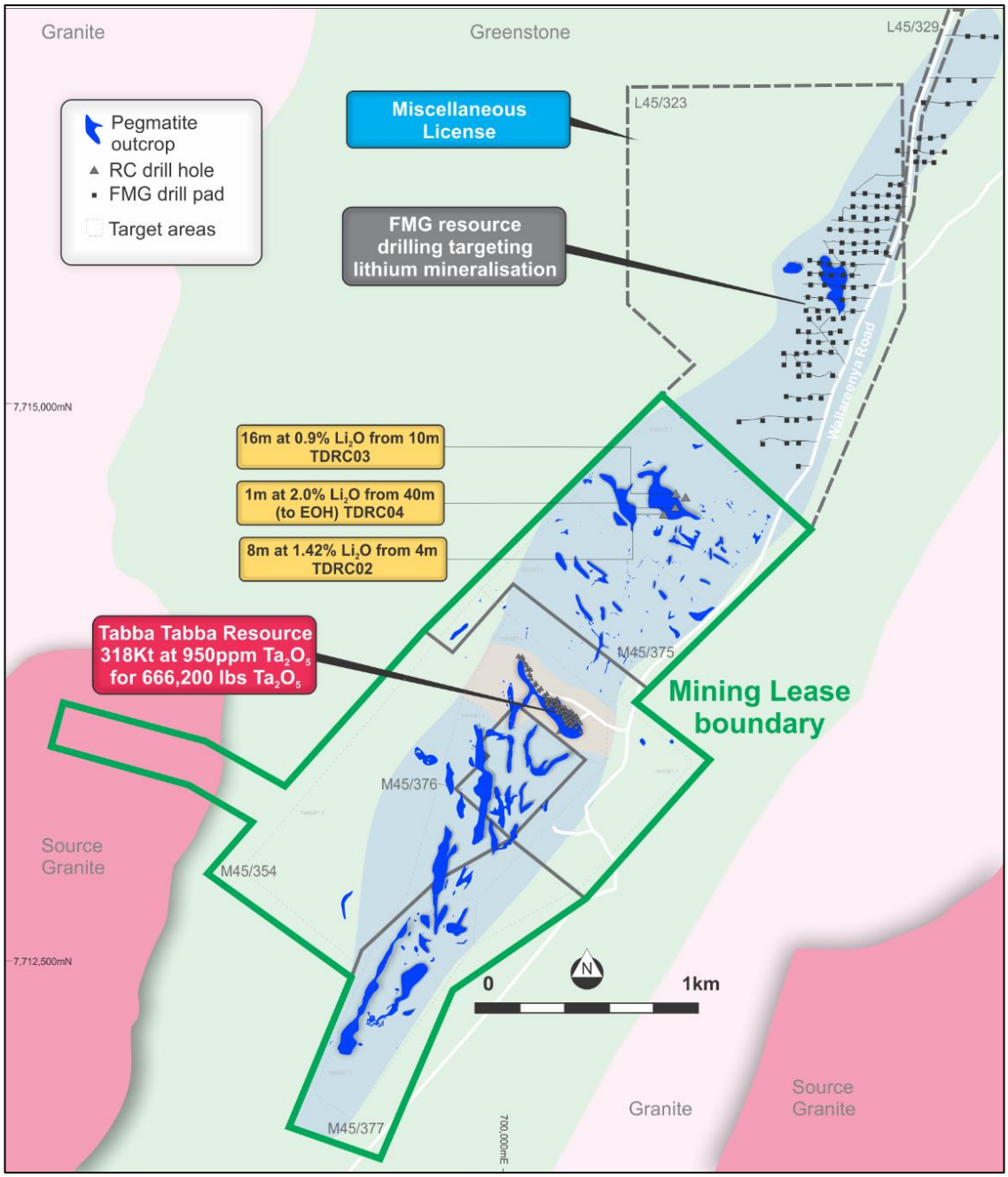

Figure 2: Tabba Tabba Lithium-Tantalum Project showing outcropping pegmatites (blue) and mining tenements (green)

[5]ASX Announcement 23rd August 2019: https://www.investi.com.au/api/announcements/wc8/f7bfeb66-04e.pdf
[6] ASX announcement 17th May 2023: https://www.investi.com.au/api/announcements/wc8/4788276b-630.pdf

For personal use only

Tabba Tabba is located only 80km by road to the port at Port Hedland and 67km and 97km to the Pilgangoora and Wodgina lithium projects respectively. The project was previously owned by Sons of Gwalia in the early 2000's along with the Greenbushes, Pilgangoora and Wodgina Projects and has never seen focussed lithium exploration.

The pegmatite field is over 3km long and hosts at least 38 outcropping pegmatites, with the only previous drilling completed outside the Tabba Tabba tantalum resource comprising four holes, three with the following lithium assays of **8m at 1.42% Li_2O from 4m (TDRC02), 16m at 0.9% Li_2O from 10m (TDRC03) and 1m at 2.00% Li_2O from 40m to EOH (TDRC04)**[7]. The fourth and final hole from this series of vertical 40m fixed depth sterilisation drill holes only intersected the mafic country rock.

The Company commenced high-impact RC drilling at Tabba Tabba on the 7th of July 2023 and expects to begin adding more rigs in late August 2023. The first batch of assays are expected to be announced to the market around mid-September.

Bolt Cutter Project – Mallina Basin, Pilbara WA

At the Bolt Cutter Project the Company acquired 100% of the E45/6155 Pilgangoora North tenement application, which was granted on the 4th of July 2023. Bolt Cutter North has outcropping pegmatites hosted in ultramafic rocks and several tantalum workings recorded on WAMEX8. It is located 10km to the north of Pilgangoora on the prominent Pilgangoora Fault and is considered prospective for lithium mineralisation.

The Company made applications for tenements E45/6577, E45/6580, E45/6584, E45/6621, E45/6625, and E45/6628 totalling 133km2 in area (Appendix 1). The tenement applications are subject to a ballot. E45/6577, E45/6580, and E45/6584 are located to the north of Tabba Tabba on the Tabba Tabba Shear and E45/6621, E45/6625, and E45/6628 are located to the north of Wodgina and extending along the Wodgina-Strelley Fault and are considered prospective for mineralised LCT pegmatites.

Wildcat's tenement holding in the Pilbara is shown on Figure 3 showing proximity to Split Rock Super Suite Granites which are interpreted to be the source rocks for LCT pegmatites in the region, and major structures defining a prospective LCT corridor. A prospective gold corridor is associated with the Berghaus Shear along trend form De Grey's Hemi Gold Project (8.5Moz Au)[9].

For personal use only

[7] A100814. Annual Mining and Mineral Exploration Report Wodgina Project: https://geodocs.dmirs.wa.gov.au/Web/documentlist/10/Report_Ref/A100814
[8] ASX announcement 22nd June 2023: https://www.investi.com.au/api/announcements/wc8/13bee3a1-0d0.pdf
[9] De Grey Mining Ltd ASX announcement 8th September 2022: https://degreymining.com.au/wp-content/uploads/2022/09/20220908-DEG-ASX-Prefeasibility-Study-Lodgement.pdf

For personal use only

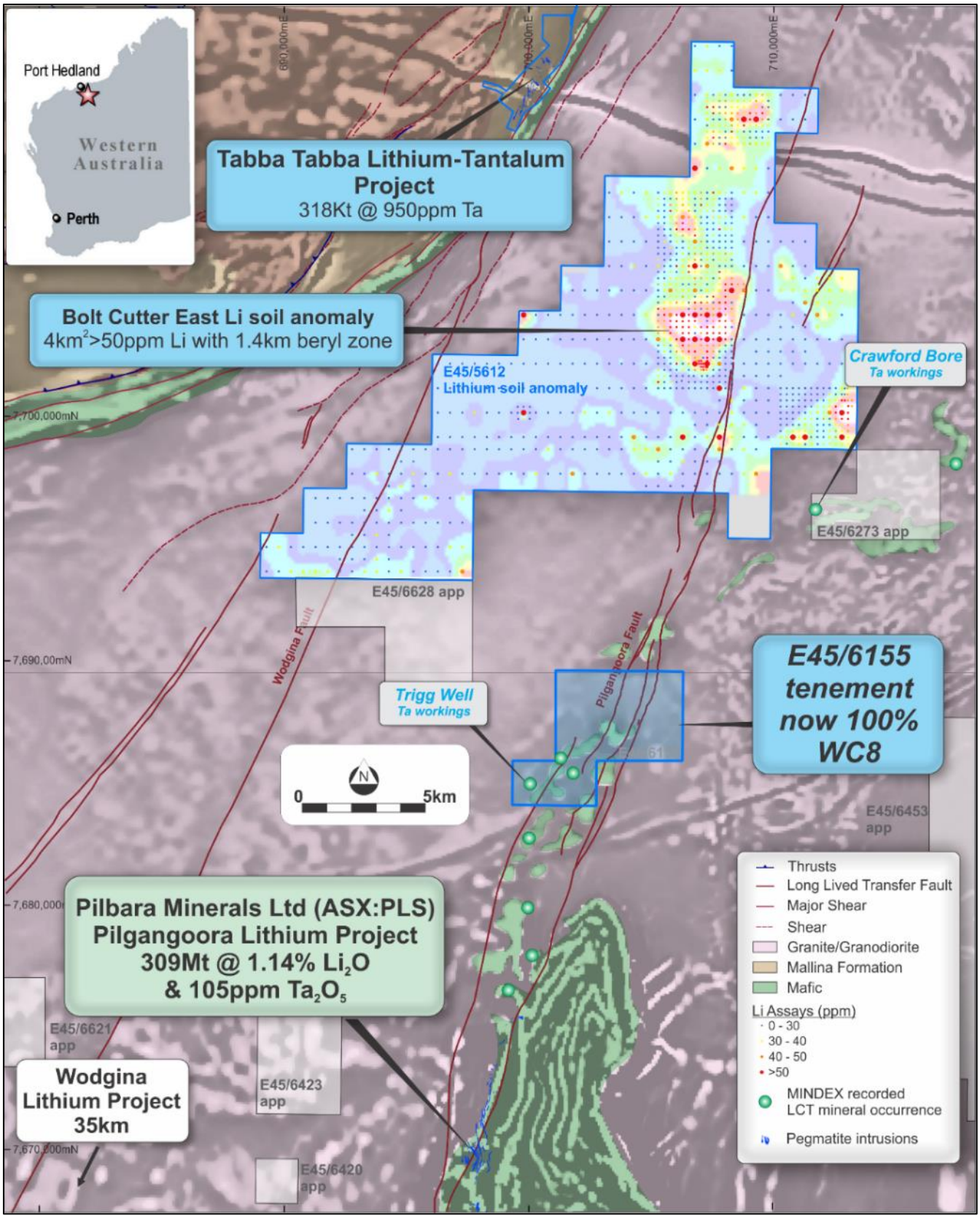

Figure 2: Location of Pilgangoora North tenement E45/6155 approximately 10km to the north of Pilbara Mineral's Pilgangoora Lithium Project and 10km south of Wildcat's Bolt Cutter East lithium soil anomaly. Applications subject to a ballot shown in white.

For personal use only

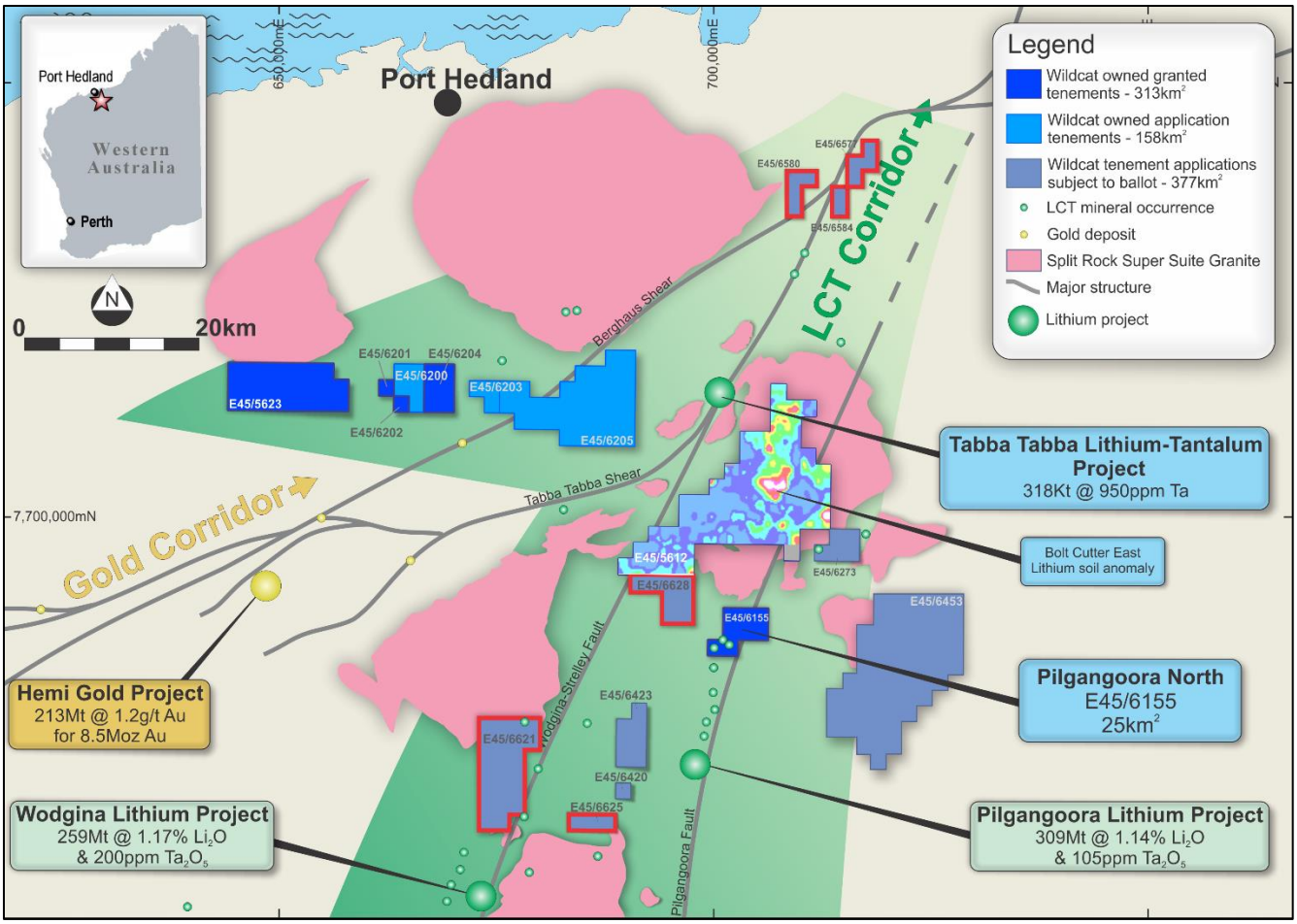

Figure 3: Location of the Bolt Cutter tenement package showing major deposits, major structures, and the Split Rock Supersuite Granite. New applications made during the quarter are shown highlighted red.

Mt Adrah Gold Project – Lachlan Fold Belt, NSW

Significant gold system at Greater Hobbs Pipe

During the quarter gold assays were received for RC drilling at the Mt Adrah Gold Project, Lachlan Fold, NSW (Figure 4). The drilling was completed at the Greater Hobbs Pipe Prospect in April 2023[10]. Of the 16 RC holes drilled, 15 contain substantial zones of gold mineralisation greater than 0.1g/t Au including 103m at 0.4g/t Au from surface (WCRC003) and 51m at 0.34g/t Au from 95m (WCRC001). These broad zones appear to be part of an extensive, mineralised alteration halo surrounding Hobbs Pipe and potentially other intrusives (Figure 5) which will be the target of future exploration activities.

Mineralised monzodiorite (the host of the Hobbs Pipe Gold Deposit) was intersected in eight of the of the 16 drill holes[11]. Two zones to the southeast of Hobbs Pipe, one 450m away and another 800m away, contain swarms of monzodiorite dykes with localised breccias and variably skarn-altered country rock (Figure 2). Wildcat believes these may be sourced from a larger intrusive body or bodies at depth and this is a priority target for future drilling.

The Company is progressing geochemical analysis, geological modelling and vectoring studies to assist planning further drilling targeting additional "Hobbs-style" pipes and the larger parent source intrusive bodies.

[10] ASX announcement 15th June 2023: https://www.investi.com.au/api/announcements/wc8/35d3cf87-adf.pdf
[11] ASX announcement 19th April 2023: https://www.investi.com.au/api/announcements/wc8/886126a6-afa.pdf

For personal use only

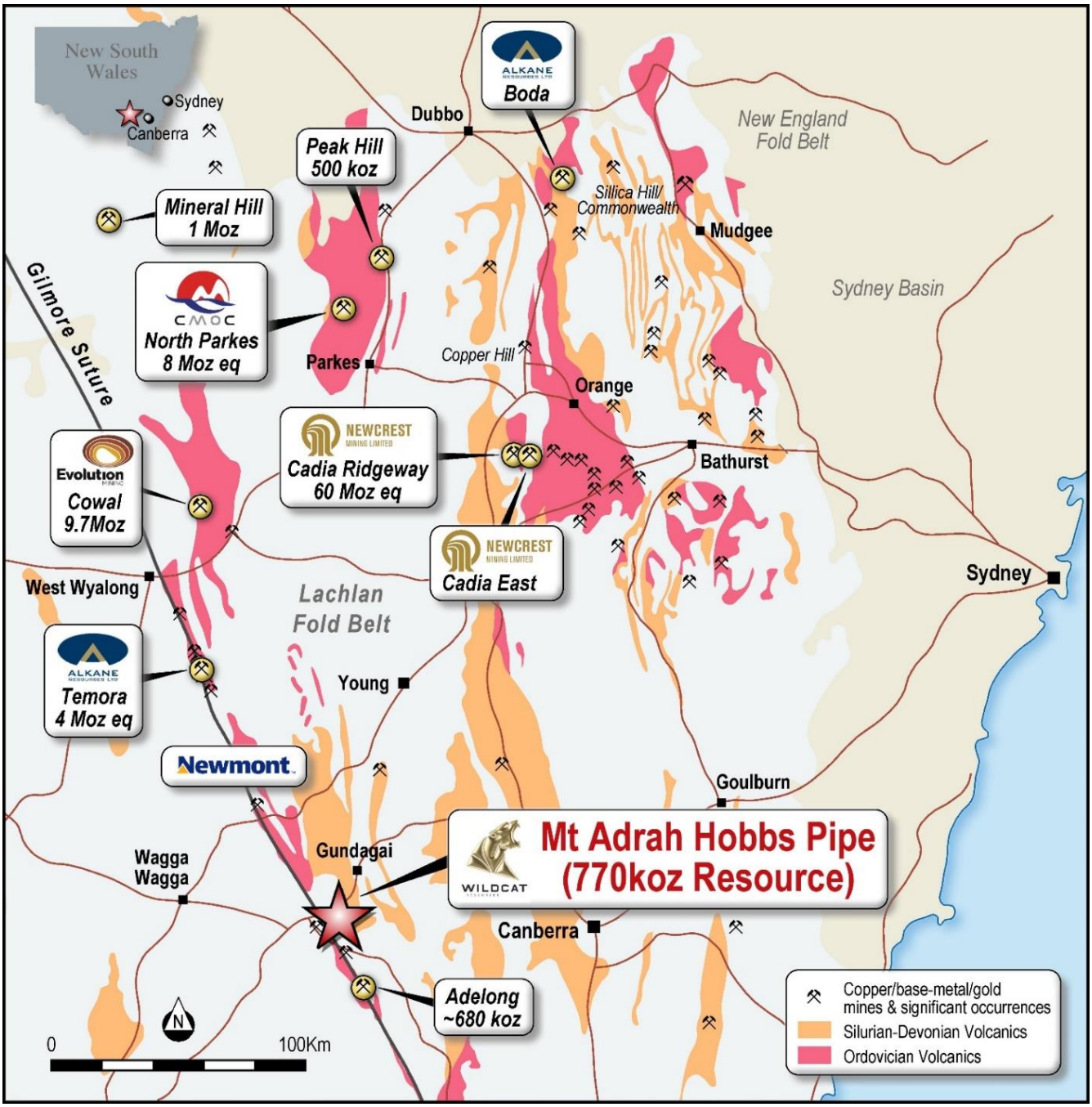

Figure 4: Location of Wildcat's Mt Adrah Gold Project and major gold deposits in the Lachlan Fold Belt, NSW

For personal use only

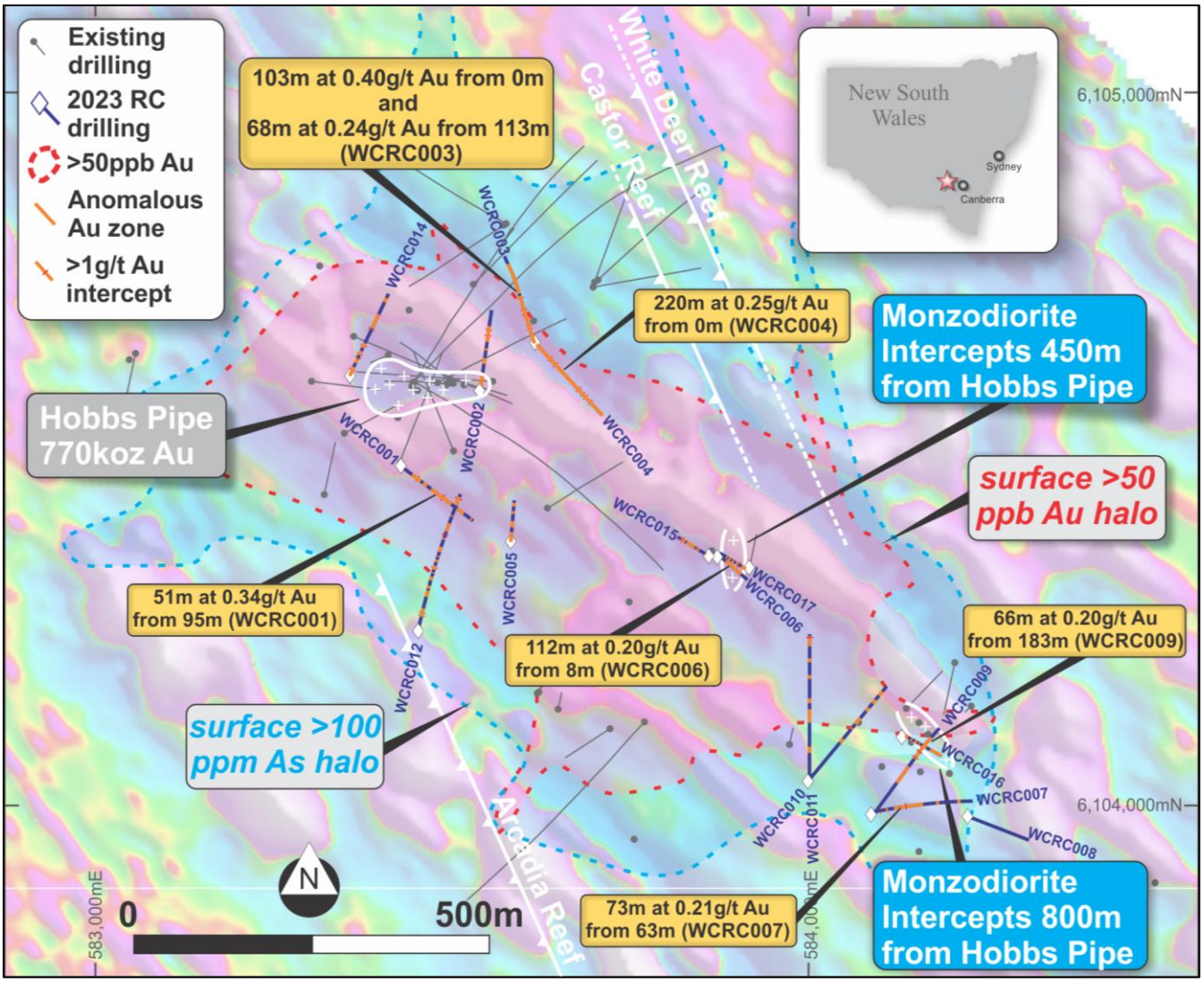

Figure 5: Assays returned for RC drilling at Mt Adrah confirm broad zones of gold mineralisation and mineralised monzodiorite extending over 1km to the southeast of the Hobbs Pipe Gold Deposit. Background 2VD drone aeromagnetics. Assays shown are for zones greater than 10-gram metres.

Corporate Activities

Conditional binding agreement entered to acquire the Tabba Tabba Lithium-Tantalum Project

The Company entered a conditional binding agreement with GAM to acquire the Tabba Tabba Lithium-Tantalum Project. Details of this transaction are set out in the ASX announcement dated 17th May 2023.

At the Bolt Cutter Project, the Company acquired 100% of the E45/6155 Pilgangoora North tenement application, which was later granted on the 4th of July 2023.

Capital Raise

A condition precedent to the Tabba Tabba Lithium-Tantalum Project tenement sale agreement was that the Company successfully complete a capital raising of at least $5M and holding a minimum cash balance of $10M. The Company successfully received funds for $7M prior to the general meeting of shareholders held on 14 July 2023. These funds will remain in trust until the remaining conditions precedent are met and the deal is finalised in September.

WILDCAT RESOURCES

Cashflows for the Quarter

Attached to this report is Appendix 5B containing the Company's cashflow statement for the quarter. The significant cashflows relating to the quarter included $957K spent on exploration and evaluation expenditure, and $463K staff, administration, and corporate costs, including $122k paid to related parties. These payments relate to the existing remuneration agreements for Executive and Non-Executive Directors.

As of 30th June 2023, the Company had available cash of approximately $8.8M. This comprised $3.5M cash and $5.3M of the final $7M of commitments received by the EGM held on the 14th of July 2023 and held in trust for the Tabba Tabba capital raise.

Activities for the Current Period

For the three months ending 30th of September 2023, the Company plans on the following:

- Complete Tabba Tabba acquisition
- Progress targeted RC drilling across the northern and central part of the Tabba Tabba mining leases, continue with mapping and sampling of pegmatite outcrops and ramp up drilling operations.
- Receive and report first assay results at Tabba Tabba and commence Phase 2 of drilling with the addition of a second drill rig.
- Commence heritage activities in preparation to commence lithium and gold aircore drilling at Bolt Cutter West (E45/5623).
- Complete a high-resolution ground gravity survey at the Greater Hobbs Pipe target and commence planning follow up drilling.
- Continue target generation and project review activities for possible joint venture or acquisition.

June 2023 Quarter – ASX Announcements

This Quarterly Activities Report contains information extracted from ASX market announcements reported in accordance with the 2012 edition of the "Australasian Code for Reporting of Exploration Results, Mineral Resources and Ore Reserves" (2012 JORC Code). Further details (including 2012 JORC Code reporting tables where applicable) of exploration results referred to in this Quarterly Activities Report can be found in the following announcements lodged on the ASX:

DRILLING UNDERWAY AT TABBA TABBA	14 July 2023
NEW PEGMATITES IDENTIFIED AT TABBA TABBA	5 July 2023
WILDCAT SECURES 100% INTEREST IN PILGANGOORA NORTH	22 June 2023
SIGNIFICANT GOLD SYSTEM AT MT ADRAH CONFIRMED BY ASSAYS	15 June 2023
FIELD WORK COMMENCES AT TABBA TABBA	31 May 2023
WILDCAT SET TO ACQUIRE RICH MINERALISED LCT PEGMATITE FIELD	17 May 2023
Mt ADRAH GOLD PROJECT UPDATE – EXPLORAITON UPDATE	19 APRIL 2023

The announcements are available for viewing on the Company's website www.wildcatresources.com.au under the Investors tab. Wildcat confirms that it is not aware of any new information or data that materially affects the information included in any original ASX announcement.

For personal use only

- ENDS -

This announcement has been authorised by the Board of Directors of the Company.

FOR FURTHER INFORMATION, PLEASE CONTACT:

Mr. Samuel Ekins
Managing Director
Tel: +61 (8) 6555 2950
info@wildcatresources.com.au

Mr. Matthew Banks
Executive Director
Tel: +61 (8) 6555 2950
info@wildcatresources.com.au

For personal use only

ABOUT TABBA TABBA

Wildcat announced that it had entered an exclusive, binding agreement to acquire 100% of the Tabba Tabba Lithium-Tantalum Project on the 17th of May, 2023[12]. The Project comprises mining tenements with abundant outcrops of LCT pegmatites, previously unexplored for lithium. The project also contains the high-grade Tabba Tabba tantalum deposit, which has a Mineral Resource estimate of 318Kt at 950ppm Ta_2O_5 for 666,200lbs Ta_2O_5 at a 400ppm Ta_2O_5 lower cut-off grade. The resource drilling on the Tabba Tabba pegmatite was only to 35m depth, and the mineralisation is open in most directions. Wildcat has commenced an aggressive exploration and drilling program aiming to rapidly develop the project which is located close to port and processing infrastructure in a district that currently produces 20% of global lithium supply.

ABOUT BOLT CUTTER

Wildcat's Bolt Cutter Project comprises 472km^2 of 100% owned tenements and applications, and 377km^2 of applications subject to a ballot which are considered highly prospective for gold and lithium mineralisation. The tenements are located in strategic positions on the Berghaus Shear along trend from the 6.8Moz Hemi gold deposit discovered by De Grey Mining (ASX: DEG); and in positions proximal to the Split Rocks Supersuite granitoid complex (considered a fertile source of LCT-type pegmatites) and on regional structures along strike from the 309Mt Pilgangoora[13] and 259Mt Wodgina[14] lithium projects. Wildcat has a significant regional lithium anomaly at it's E45/5612 Bolt Cutter East Prospect[15] and continues to advance early-stage exploration across its Bolt Cutter land holding.

ABOUT MT ADRAH

Wildcat holds the Mount Adrah Gold Project ("**Mount Adrah**"), a highly prospective 500km^2 tenement package located within the well-endowed Lachlan Orogen region in NSW. The project includes the Hobbs Pipe gold deposit which has a Mineral Resource estimate of **20.5Mt @ 1.1g/t Au for 770,000 oz** of contained gold. Hobbs Pipe is a monzodiorite-hosted intrusion-related gold deposit (IRGS) with similarities to the IRGS gold systems that occur in the Alaskan Tintina Province, which includes the 16Moz Fort Knox Gold Mine.

---

[12] ASX Announcement 17th May 2023: https://www.investi.com.au/api/announcements/wc8/4788276b-630.pdf
[13] Pilbara Minerals Ltd ASX announcement 6th September 2021: http://www.pilbaraminerals.com.au/site/PDF/248fb0ec-acb0-4026-87e8-d278ea3ab5dc/SignificantIncreaseinPilgangooraResource
[14] Mineral Resources Ltd ASX announcement 23 October 2018: http://clients3.weblink.com.au/pdf/MIN/02037855.pdf
[15] ASX announcement 29th June 2022: https://www.investi.com.au/api/announcements/wc8/b56c1b41-9b7.pdf

In addition to Hobbs Pipe, several high-grade gold reef systems have been identified by historic artisanal workings and limited exploration drilling, including down-hole intercepts such as **10m @ 17.7 g/t Au from 506m (GHD009)** at the Castor Reef Prospect, about 200m north-east of Hobbs Pipe, and **1.2m @ 58.6 g/t Au from 624m (GHD011)** at the White Deer Reef Prospect, a further 150m to the north-east of the GHD009 intercept. The drill-hole intervals are interpreted to align with the artisanal workings. Quartz vein reef-style targets were identified as targets of interest in a study by prior owners in 2016. Results on the follow-up work done on some of these targets have been promising to date. Outside of the immediate Hobbs Pipe area, the project has had little exploration activity since the 1990's, with several areas of surface gold anomalies yet to be followed up with drilling.

Forward-Looking Statements

This document may include forward-looking statements. Forward-looking statements include, but are not limited to, statements concerning Wildcat Resources Limited's planned exploration program and other statements that are not historical facts. When used in this document, the words such as "could," "plan," "estimate," "expect," "intend," "may", "potential," "should," and similar expressions are forward-looking statements. Although Wildcat Resources Limited believes that its expectations reflected in these forward-looking statements are reasonable, such statements involve risks and uncertainties and no assurance can be given that actual results will be consistent with these forward-looking statements.

Competent Person's Statement

The information in this report that relates to Exploration Results and Mineral Resources is based on, and fairly represents, information compiled by Samuel Ekins, a Competent Person who is a Member of the Australian Institute of Mining and Metallurgy (AusIMM). Mr Ekins is a full-time employee of Wildcat Resources Limited. Mr Ekins has sufficient experience that is relevant to the style of mineralisation and type of deposit under consideration, and to the activity being undertaken to qualify as a Competent Person as defined in the 2012 Edition of the JORC Code. Mr Ekins consents to the inclusion in the report of the matters based on his information in the form and context in which it appears.

ASX Listing Rule Information

Table 1 – JORC (2012) Mineral Resources Estimate for the Hobbs Pipe Gold Deposit

Resource Classification	Depth Below Surface	Oxidation Zone	COG Au (g/t)	Tonnes (Mt)	Grade (g/t Au)	Contained Gold (oz)
Indicated	0 – 150m	Oxides	0.4	0.6	0.9	18,000
		Fresh	0.9	3.0	1.0	96,000
	150 – 700m	Fresh	0.9	8.5	1.2	320,000
TOTAL INDICATED RESOURCES				**12.1**	**1.1**	**440,000**
Inferred	0 – 150m	Fresh	0.5	0.2	0.6	39,000
	150 – 700m	Fresh	0.9	8.2	1.1	290,000
TOTAL INFERRED RESOURCES				**8.4**	**1.1**	**330,000**
TOTAL RESOURCES				**20.5**	**1.1**	**770,000**

The Mineral Resource was first reported in an announcement by former Mount Adrah owners Sovereign Gold Company Ltd (ASX Announcement 27 December 2013). The Company confirms that it is not aware of any new information or data that materially affects the information included in the original market announcements and, in the case of estimates of Mineral Resources, that all material assumptions and technical parameters underpinning the estimates in the original market announcements continue to apply and have not materially changed. The company confirms that the form and context in which the competent persons findings have not been materially modified from the original announcement.

For personal use only

APPENDIX 1 - INTEREST IN MINING TENEMENTS

Interest in Mining Tenements

Tenement ID	Status	Project Name	Jurisdiction	Interest at beginning of quarter	Interest acquired or disposed	Interest at the end of the quarter
EL 6372	Granted	Mt Adrah	Lachlan Belt, NSW	100%	-	100%
EL 7844	Granted	Mt Adrah	Lachlan Belt, NSW	100%	-	100%
EL 8606	Granted	Mt Adrah	Lachlan Belt, NSW	100%	-	100%
EL 9063	Granted	Mt Adrah	Lachlan Belt, NSW	100%	-	100%
E45/5612	Granted	Bolt Cutter	Pilbara, WA	100%	-	100%
E45/5623	Granted	Bolt Cutter	Pilbara, WA	100%	-	100%
E52/4077	Granted	Lawson Well	Meekatharra, WA	100%	-	100%
E45/6201	Granted	Bolt Cutter	Pilbara, WA	100%	-	100%
E45/6202	Granted	Bolt Cutter	Pilbara, WA	100%	-	100%
E45/6204	Granted	Bolt Cutter	Pilbara, WA	100%	-	100%
E45/6155	Granted	Bolt Cutter	Pilbara, WA	-	-	100%
E45/6200	Pending	Bolt Cutter	Pilbara, WA	-	-	-
E45/6203	Pending	Bolt Cutter	Pilbara, WA	-	-	-
E45/6205	Pending	Bolt Cutter	Pilbara, WA	-	-	-
E45/6273	Pending	Bolt Cutter	Pilbara, WA	-	-	-
E80/5772	Pending	Carr Boyd	Kimberley, WA	-	-	-
E08/3559	Pending	Tirrawarra	Pilbara, WA	-	-	-
E45/6420	Pending	Bolt Cutter	Pilbara, WA	-	-	-
E45/6423	Pending	Bolt Cutter	Pilbara, WA	-	-	-
E45/6453	Pending	Bolt Cutter	Pilbara, WA	-	-	-
E45/6577	Pending	Bolt Cutter	Pilbara, WA	-	-	-
E45/6580	Pending	Bolt Cutter	Pilbara, WA	-	-	-
E45/6584	Pending	Bolt Cutter	Pilbara, WA	-	-	-
E45/6621	Pending	Bolt Cutter	Pilbara, WA	-	-	-
E45/6625	Pending	Bolt Cutter	Pilbara, WA	-	-	-
E45/6628	Pending	Bolt Cutter	Pilbara, WA			
E74/0760	Pending	Sauron	Pilbara, WA	-	-	-
E80/5851	Pending	Elvire	Pilbara, WA	-	-	-
P15/6771	Pending	Comet	Pilbara, WA	-	-	-

For personal use only

Appendix 5B

Mining exploration entity or oil and gas exploration entity quarterly cash flow report

Name of entity

Wildcat Resources Limited

ABN	Quarter ended ("current quarter")
65 098 236 938	30 June 2023

Consolidated statement of cash flows		Current quarter $A'000	Year to date (12 months) $A'000
1.	**Cash flows from operating activities**		
1.1	Receipts from customers		
1.2	Payments for		
	(a) exploration & evaluation	-	-
	(b) development	-	-
	(c) production	-	-
	(d) staff costs	(122)	(534)
	(e) administration and corporate costs	(341)	(694)
1.3	Dividends received (see note 3)	-	-
1.4	Interest received	26	80
1.5	Interest and other costs of finance paid	-	-
1.6	Income taxes paid	-	-
1.7	Government grants and tax incentives	-	-
1.8	Other (provide details if material)	-	-
1.9	**Net cash from / (used in) operating activities**	**(437)**	**(1,148)**

2.	**Cash flows from investing activities**		
2.1	Payments to acquire or for:		
	(a) entities	-	-
	(b) tenements	-	-
	(c) property, plant and equipment	(83)	(83)
	(d) exploration & evaluation	(957)	(1,604)
	(e) investments	-	-
	(f) other non-current assets	-	-

For personal use only

For personal use only

Consolidated statement of cash flows		Current quarter $A'000	Year to date (12 months) $A'000
2.2	Proceeds from the disposal of:		
	(a) entities	-	-
	(b) tenements	-	-
	(c) property, plant and equipment	-	-
	(d) investments	-	-
	(e) other non-current assets	-	-
2.3	Cash flows from loans to other entities	-	-
2.4	Dividends received (see note 3)	-	-
2.5	Other (provide details if material)	-	-
2.6	**Net cash from / (used in) investing activities**	**(1,040)**	**(1,687)**

3.	**Cash flows from financing activities**		
3.1	Proceeds from issues of equity securities (excluding convertible debt securities)	-	-
3.2	Proceeds from issue of convertible debt securities	-	-
3.3	Proceeds from exercise of options	124	380
3.4	Transaction costs related to issues of equity securities or convertible debt securities	-	(4)
3.5	Proceeds from borrowings	-	-
3.6	Repayment of borrowings	-	-
3.7	Transaction costs related to loans and borrowings	-	-
3.8	Dividends paid	-	-
3.9	Other (provide details if material) - Lease	(14)	(42)
	Other (provide details if material) – Proceeds from share applications (subject to shareholder approval)	5,240	5,240
3.10	**Net cash from / (used in) financing activities**	**5,350**	**5,574**

4.	**Net increase / (decrease) in cash and cash equivalents for the period**		
4.1	Cash and cash equivalents at beginning of period	4,947	6,081
4.2	Net cash from / (used in) operating activities (item 1.9 above)	(437)	(1,148)
4.3	Net cash from / (used in) investing activities (item 2.6 above)	(1,040)	(1,687)

Consolidated statement of cash flows		Current quarter $A'000	Year to date (12 months) $A'000
4.4	Net cash from / (used in) financing activities (item 3.10 above)	5,350	5,574
4.5	Effect of movement in exchange rates on cash held	-	-
4.6	**Cash and cash equivalents at end of period**	**8,820**	**8,820**

5.	**Reconciliation of cash and cash equivalents** at the end of the quarter (as shown in the consolidated statement of cash flows) to the related items in the accounts	**Current quarter $A'000**	**Previous quarter $A'000**
5.1	Bank balances	6,810	2,937
5.2	Call deposits	2,010	2,010
5.3	Bank overdrafts	-	-
5.4	Other (provide details)	-	-
5.5	**Cash and cash equivalents at end of quarter (should equal item 4.6 above)**	**8,820**	**4,947**

6.	**Payments to related parties of the entity and their associates**	**Current quarter $A'000**
6.1	Aggregate amount of payments to related parties and their associates included in item 1	(99)
6.2	Aggregate amount of payments to related parties and their associates included in item 2	-

Note: if any amounts are shown in items 6.1 or 6.2, your quarterly activity report must include a description of, and an explanation for, such payments.

For personal use only

For personal use only

7.	**Financing facilities** *Note: the term "facility' includes all forms of financing arrangements available to the entity.* *Add notes as necessary for an understanding of the sources of finance available to the entity.*	**Total facility amount at quarter end $A'000**	**Amount drawn at quarter end $A'000**
7.1	Loan facilities		
7.2	Credit standby arrangements		
7.3	Other (please specify)		
7.4	**Total financing facilities**		
7.5	**Unused financing facilities available at quarter end**		
7.6	Include in the box below a description of each facility above, including the lender, interest rate, maturity date and whether it is secured or unsecured. If any additional financing facilities have been entered into or are proposed to be entered into after quarter end, include a note providing details of those facilities as well.		

8.	**Estimated cash available for future operating activities**	**$A'000**
8.1	Net cash from / (used in) operating activities (item 1.9)	(437)
8.2	(Payments for exploration & evaluation classified as investing activities) (item 2.1(d))	(957)
8.3	Total relevant outgoings (item 8.1 + item 8.2)	(1,394)
8.4	Cash and cash equivalents at quarter end (item 4.6)	8,820
8.5	Unused finance facilities available at quarter end (item 7.5)	-
8.6	Total available funding (item 8.4 + item 8.5)	8,820
8.7	**Estimated quarters of funding available (item 8.6 divided by item 8.3)**	6.3

Note: if the entity has reported positive relevant outgoings (ie a net cash inflow) in item 8.3, answer item 8.7 as "N/A". Otherwise, a figure for the estimated quarters of funding available must be included in item 8.7.

8.8 If item 8.7 is less than 2 quarters, please provide answers to the following questions:

8.8.1 Does the entity expect that it will continue to have the current level of net operating cash flows for the time being and, if not, why not?

Answer: N/A

8.8.2 Has the entity taken any steps, or does it propose to take any steps, to raise further cash to fund its operations and, if so, what are those steps and how likely does it believe that they will be successful?

Answer: N/A

8.8.3	Does the entity expect to be able to continue its operations and to meet its business objectives and, if so, on what basis?
Answer: N/A	
Note: where item 8.7 is less than 2 quarters, all of questions 8.8.1, 8.8.2 and 8.8.3 above must be answered.	

Compliance statement

1 This statement has been prepared in accordance with accounting standards and policies which comply with Listing Rule 19.11A.

2 This statement gives a true and fair view of the matters disclosed.

Date: .....31 July 2023.....

Authorised by: ..Board of Directors.....
(Name of body or officer authorising release – see note 4)

Notes

1. This quarterly cash flow report and the accompanying activity report provide a basis for informing the market about the entity's activities for the past quarter, how they have been financed and the effect this has had on its cash position. An entity that wishes to disclose additional information over and above the minimum required under the Listing Rules is encouraged to do so.

2. If this quarterly cash flow report has been prepared in accordance with Australian Accounting Standards, the definitions in, and provisions of, *AASB 6: Exploration for and Evaluation of Mineral Resources* and *AASB 107: Statement of Cash Flows* apply to this report. If this quarterly cash flow report has been prepared in accordance with other accounting standards agreed by ASX pursuant to Listing Rule 19.11A, the corresponding equivalent standards apply to this report.

3. Dividends received may be classified either as cash flows from operating activities or cash flows from investing activities, depending on the accounting policy of the entity.

4. If this report has been authorised for release to the market by your board of directors, you can insert here: "By the board". If it has been authorised for release to the market by a committee of your board of directors, you can insert here: "By the [*name of board committee – eg Audit and Risk Committee*]". If it has been authorised for release to the market by a disclosure committee, you can insert here: "By the Disclosure Committee".

5. If this report has been authorised for release to the market by your board of directors and you wish to hold yourself out as complying with recommendation 4.2 of the ASX Corporate Governance Council's *Corporate Governance Principles and Recommendations*, the board should have received a declaration from its CEO and CFO that, in their opinion, the financial records of the entity have been properly maintained, that this report complies with the appropriate accounting standards and gives a true and fair view of the cash flows of the entity, and that their opinion has been formed on the basis of a sound system of risk management and internal control which is operating effectively.

For personal use only