For personal use only

GROUP6 METALS LIMITED

ASX ANNOUNCEMENT

28 April 2023

Quarterly Activities and Cash Flow Report to 31 March 2023

Highlights

- **Construction of the process plant is nearing completion with handover to operations expected in the 2nd week of May**
- **Significant stockpile of ore is ready and available to be processed with first sale of concentrate planned for June 2023**
- **Pre-strip mining activities significantly advanced and first order of blasting materials scheduled for delivery in late May, prior to commencement of blasting in early June**
- **Memorandum of Understanding entered into with Fortescue Future Industries Pty Ltd ("FFI"), enabling the parties to explore opportunities for the potential development of a wind farm, hydrogen plant and fertiliser production plant by FFI**
- **Exploration drilling recommenced at the Investigator Prospect, located 6km west of the Dolphin Tungsten Mine, with assay results expected early Q3**
- **Ammonium Paratungstate (APT) prices have remained stable for the past 12 months, with current prices US$320- $335 per mtu**
- **$3.2 million in cash, and $5.4 million in undrawn debt facilities as at 31 March 2023**
- **$1.64 million received after quarter end from Tasmanian State Government power supply grant, which is to be applied towards implementing a dedicated interim on-site power station and completing a feasibility study for the integration of renewable energy**
- **No lost-time injuries (LTIs) or reportable environmental incidents were recorded during the quarter**

Group 6 Metals Limited (**ASX: G6M**, "**Group 6 Metals**" or the "**Company**") is pleased to report on its activities and cashflow for the quarter ending 31 March 2023.

For latest drone footage of the Dolphin Tungsten Mine: Click Here

Dolphin Tungsten Mine Activities Update

The Dolphin Tungsten Mine is one of the highest-grade tungsten deposits outside of China. The project will commence production in May 2023 and has direct private access to the Port of Grassy, King Island, through which it will export high grade tungsten concentrate to its major offtake partners in Europe and the United States.

Level 26, 259 George Street, Sydney NSW 2000
+61 (0) 2 8622 1402 | info@g6m.com.au

Construction of the process plant has been substantially advanced during the quarter, allowing the Company to commence processing ore in early May. Practical completion under the contract is expected to be achieved in the second week of May, which includes commissioning of the plant on ore and production of first concentrate. An initial ore stockpile recovered from previous mine operations is sufficient to operate the plant at name plate production for the first 2 months.

Figure 1 - View from the north looking southwest east over Spirals Area.

Figure 2 - View from the thickener area looking southwest over Multigravity Separators.

Figure 3 - View inside Process Building showing first floor gravity shaking table installation.

Figure 4 - View Inside Process Building looking east. With flotation area in the background and dryer feed conveyor in the foreground.

With delivery of 4 x CAT 777s during the quarter, pre-strip mining activities were significantly advanced in preparation for drill and blasting to commence in late May/early June. The Company secured additional land adjacent to the mine to allow a larger volume of Ammonium Nitrate Emulsion (ANE) to be stored which will negate any risk to mining operation from late delivery of ANE to King Island. Construction activities for magazines are progressing and expected to be completed by end of May in time to receive first delivery of blasting materials.

For personal use only

For personal use only

Figure 5 - Pre-stripping activities on the eastern side of Dolphin Pit.

Mine infrastructure works continued with completion of first stage of the Tailings Storage Facility (TSF) and final engineering inspection. The TSF is expected to be available to accept tailings in line for processing of first ore in early May.

Construction of ancillary mine infrastructure such as workshops, warehouse, fuel storage, water supply and mine equipment go-bay were substantially completed during the quarter. Site office administration building civils work were commenced during, and will be completed before the end of, June.

Figure 6 - Construction of warehouse, fixed plant workshop, fuel storage and go-bay area.

Renewable Power MoU with Fortescue Future Industries

In March, Group 6 Metals announced that the Company had entered into a Memorandum of Understanding ("MoU") with Fortescue Future Industries Pty Ltd ("FFI").

Fortescue Future Industries is a global green energy company committed to producing green hydrogen, containing zero carbon, from 100 per-cent renewable sources. Green hydrogen is a zero-carbon fuel, that when used produces primarily water. It is a practical and implementable solution

that can help revolutionise the way we power our planet, helping to decarbonise heavy industry and create jobs globally.

The non-binding MoU enables the parties to explore opportunities for the potential provision of renewable energy, heat energy and hydrogen to G6M's wholly owned Dolphin Tungsten Mine. Partnering with FFI to explore these potential opportunities advances the Company's objectives of securing clean, green energy to meet its current and future power needs for its mining operations on King Island.

Signing the MoU is a precursor to the parties entering into due diligence activities relating to the potential development of a suitably sized wind farm, hydrogen plant and fertiliser production plant by FFI (collectively, the "Project"), from which it could supply G6M with a significant portion of renewable energy for its current operations, and heat energy and hydrogen to meet the needs of the Project's downstream process to increase recoveries from the ore body.

The output from the Project will be intended to primarily service the Dolphin Tungsten Mine's power needs, while also potentially producing surplus capacity for FFI to produce green hydrogen and downstream-related products, including green ammonia and urea.

Pursuant to the MoU, FFI will undertake the preparation of concept and feasibility studies in respect of the Project. The parties will endeavour to complete commercial, planning, financial, technical and legal due diligence activities and, subject to the outcome of these due diligence activities, progress to definitive agreements as soon as is reasonably possible.

TAS Government $2M Grant for Upgrading Mine Power Supply

In March, the Company issued an update regarding the Tasmanian State Government grant provided to Hydro Tasmania for the Dolphin Tungsten Mine, announced to the ASX on 2 December 2021. The $2 million grant was to enable Hydro Tasmania to effect a grid connection and whatever upgrades and modifications were necessary to the existing HV transmission line to Grassy, to provide the required level of power supply to the Dolphin Tungsten Mine.

Due to several commercial and operational factors, it was agreed between the Company and Hydro Tasmania that this was not the optimal solution, resulting in a decision by the Company to provide power to the operations via a dedicated power solution as an interim solution. This has provided the Company with time to investigate a longer-term permanent solution, whereby a significant proportion of power will be sourced from renewable generation.

Following negotiations with the Government, it was agreed that the unspent grant funds will be redirected to the Company to assist it in providing an independent source of power with integration of renewable generation in due course. The balance of grant funds of $1.624 million will be applied to implementing this interim power solution at the Dolphin Tungsten Mine and completing a feasibility study into the potential integration of renewable energy to replace a significant portion of diesel-generated power supply.

This solution is a micro grid serving the mine and affiliated stakeholders and will not impact current resourcing from Hydro Tasmania and its customers. The community of King Island and its households will maintain full access to the current renewable energy generating capacity available on King Island, decreasing its long-term reliance on energy generated by fossil fuels. Group 6 Metals

For personal use only

will benefit from a dedicated, reliable energy source that seeks to support steady state production of tungsten. As such, the Company sees this energy management plan as serving the best interests of all stakeholders.

In line with the Company's commitment to environmentally and socially sustainable development, Group 6 Metals is targeting, over the next 3 years, replacing more than 50% of Dolphin's initial diesel generation capacity with renewable power, resulting in lower emissions and power costs.

Recommencement of Regional Exploration at Investigator

In January, Group 6 Metals reported that an exploration rig had been mobilised to King Island to conduct a drill program comprising 3 diamond core holes to test the western margin of the Grassy Granite, south of the Investigator 21 Prospect and 1 drillhole as a step-out to the north of the Investigator 21 project. Drilling commenced in mid-January.

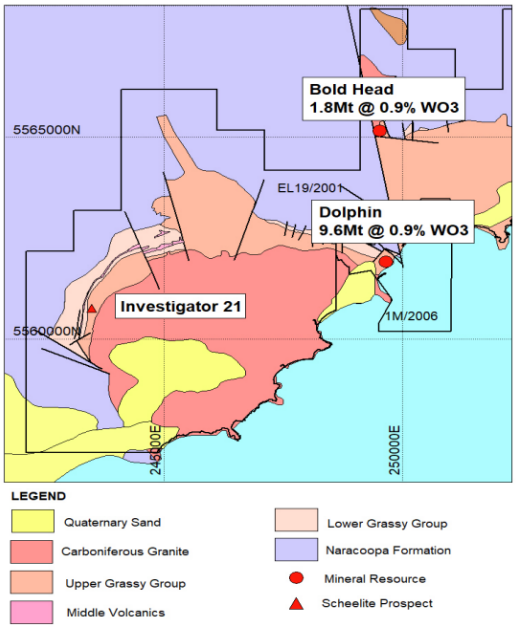

Figure 7 - Regional Geology of the Grassy District and location of Investigator 21

Regional geological mapping and wide spaced exploration drilling completed by historical mine operator Geopeko in the 1980's has identified a 9km strike length of geology prospective for scheelite mineralisation on the periphery of the Grassy Granodiorite (Figure 7). The primary objective of the drilling is to test the Lower Grassy Group formation which hosts the tungsten resources at Dolphin (refer ASX announcement titled "Updated Resource Statement April 2015" dated 24 September 2015) and Bold Head (refer ASX announcement titled "18% Increase in Tungsten Resources" dated 26 September 2019) where it is in contact with the Grassy Granodiorite. Scheelite skarn mineralisation has formed within the metamorphic aureole of the Grassy Granodiorite where it is in proximity to the calcareous sediments and carbonates of the Lower Grassy Group.

Mineralisation is hosted within a 100-200m thick sequence of complex skarn mineralogy with two main horizons known as B and C Lens, both of 10-30m thickness, separated by a similar thickness of skarn altered volcanic sediments. Skarn formation and mineralisation have occurred where Lower Grassy Group carbonates come into direct contact with the intrusion, or adjacent to brittle faults intersecting the intrusion.

For personal use only

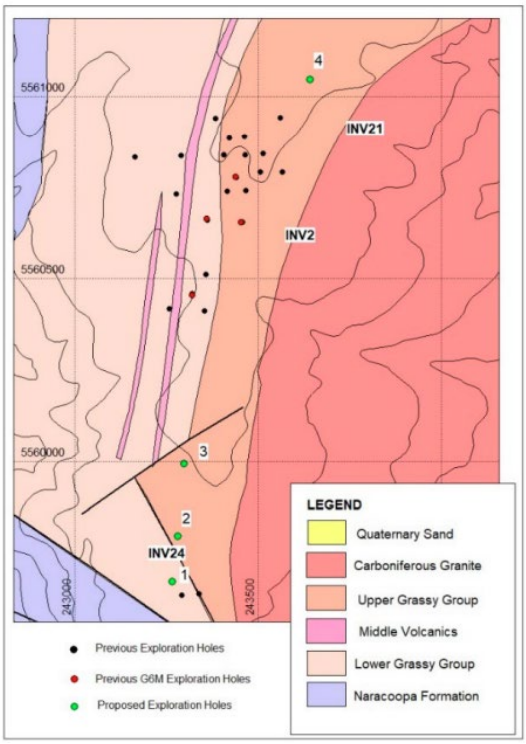

Figure 8 - Regional Geology of the Grassy District and location of Investigator 21

The Company drilled Investigator 21 Prospect in the first half of 2018 and successfully defined scheelite bearing skarn mineralisation in three of four holes completed with the following high-grade intersections:

Table 1 - Assay results from 3 cored holes completed at Investigator 21 in 2018.

Hole	From/To (m)	Intersection
KI060	**103.2 – 106.3**	**3.0m @ 0.5% WO_3**
KI060	**181.5 – 184.4**	**2.6m @ 0.5% WO_3**
KI062	**90.4 – 93.0**	**3.0m @ 0.4% WO_3**
KI062	**103.2 – 106.5**	**3.3m @ 1.7% WO_3**

Drill hole KI 111 was completed during the quarter, and it intersected the full mine sequence including B and C lens with associated calc-silicate skarn mineralisation similar to the Bold Head and Dolphin Resources over 6km to the east. Scheelite mineralisation associated with garnet-pyroxene skarn was observed under UV light at several intercepts down hole including 217.4 – 220.6m, 257.7 – 262.0m and 302.3 – 314.0m. Samples have been submitted to ALS Laboratory for analysis with results pending.

The planned program comprised up to 1,000m of diamond core drilling. With the remaining two holes to be completed by late April. The Company will report the results when available.

Exploration drilling has been completed with the assistance of a Tasmanian Government Exploration Drilling Grant Initiative (EDGI).

For personal use only

Tungsten Market

In April the Company hosted it major offtake partner Traxys to visit the Dolphin Tungsten in anticipation of the first concentrate sales in June 2023. The Company received very positive feedback from Traxys as part of that visit.

Figure 9 - Directors & senior management from both G6M & Traxys during Dolphin site visit in April 2023

The Tungsten price has remained stable since it achieved decade high prices of U$355 per MTU of Ammonium Paratungstate (APT) in May 2022, with prices between U$330-345 per MTU during the quarter.

Since the beginning of May 2023, there has been a small drop in the lower end of the price notation to U$320 per MTU due to slower than expected pickup in activity in Europe in Q2 and rebound in activity following the easing of restrictions in China. This is now expected in the 2nd half of the year on the back of further stimulus by the Chinese government and easing of recession fears across Europe and the United States.

Market conditions look strong for the remainder of 2023 with growth in demand expected to continue from the defence, construction, mining and energy sectors, and supply continuing to look subdued with Dolphin being one of the only new significant suppliers entering the market in 2023.

For personal use only

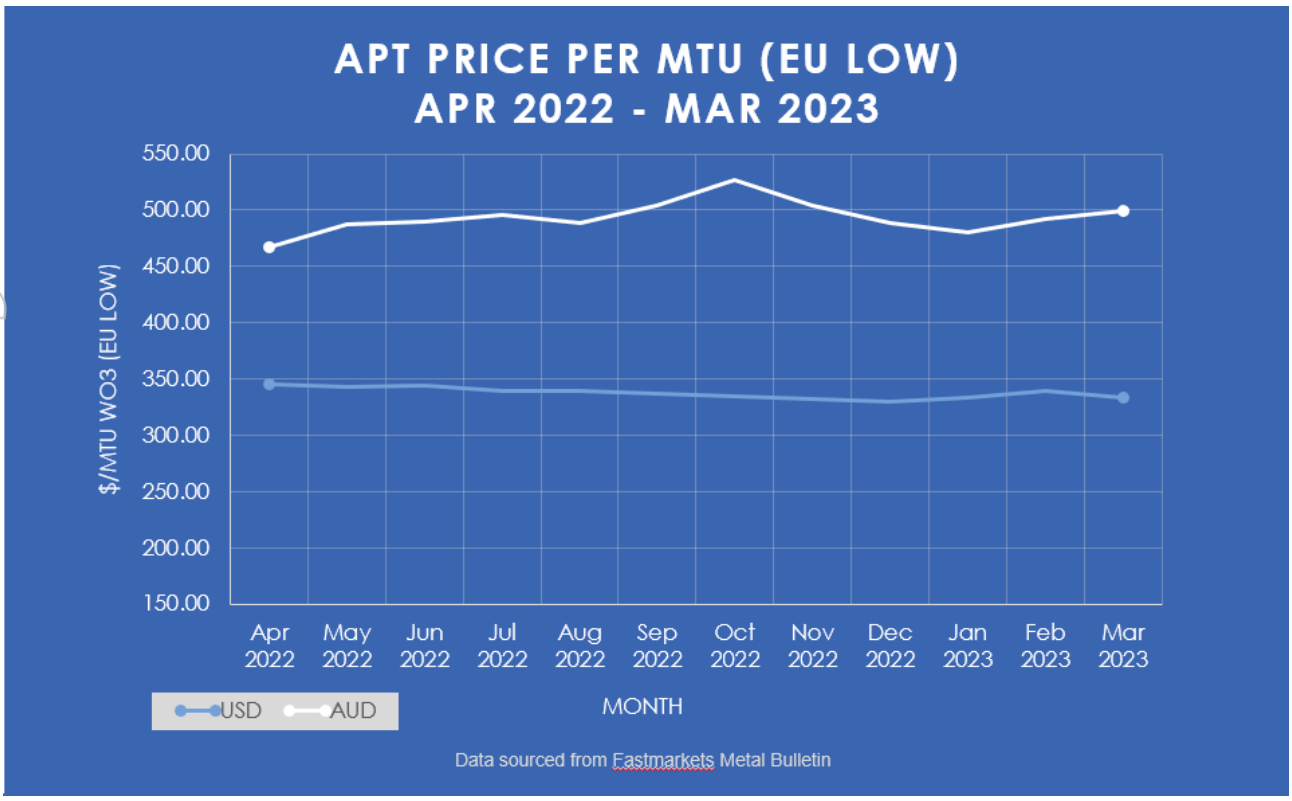

Figure 10 - APT CIF Rotterdam Price over 12 months

Corporate

Share Purchase Plan Raises $4.5 Million

In February, the Company announced the successful completion of the Share Purchase Plan (SPP) announced to ASX on 28 November 2022.

The SPP offered eligible G6M shareholders the opportunity to apply for up to A$30,000 of additional shares, per eligible shareholder, without incurring brokerage or transaction costs. This offer was initially capped at $3 million. However, due to very strong demand, the maximum amount to be raised was increased to $4.5 million.

Proceeds of the SPP, together with the recently completed Placement, were primarily to fund ongoing construction and operating activities at the Dolphin Tungsten Mine.

Appointment of CFO

In February, the Company appointed Michael Zannes as Chief Financial Officer, effective 6 March 2023. Michael is a Certified Public Accountant, with more than 20 years' experience in the mining industry. He has developed an extensive background and knowledge through managing operational and corporate finance functions within resource companies, both in Australia and internationally. This includes C-suite experience in the areas of financial reporting and analysis, tax, treasury, systems design and implementation, purchasing and logistics and business improvement.

Michael previously held the role of Chief Financial Officer with Andromeda Metals Ltd (ASX: ADN), having been with Andromeda since June 2020 and was a key member of Andromeda's Executive Committee during this time. With the creation of this sole CFO role, Megan McPherson continues

For personal use only

with Group 6 Metals as Company Secretary with her focus now directed towards the area of corporate governance and shareholder relations.

Cash Position/Undrawn Debt

The Company's cash position as at 31 March 2023 was $3.2 million, and with undrawn debt facilities of $5.4 million

Subsequent to the end of the March 2023 quarter, three of the major Shareholders of the Company have provided $3.0 million in unsecured loans. The Company also received $1.65 million in grant funds, subsequent to quarter end, to support the project's power supply strategy, including integration of renewable energy.

Licences and Leases

The Company holds the following licences and leases as at 31 March 2023:

	Interest
Exploration Licence EL19/2001 at Grassy, King Island (63 sq kms) (expires 14 December 2024)	100%
Mining Lease CML 2080P/M at Grassy, King Island (566 hectares) (expires 5 June 2029)	100%

There have been no mining tenements acquired or disposed during the Quarter.

Payments to related parties of the entity and their associates

The amount included in section 6.1 of the Appendix 5B includes cash payments of $115,036 in director's fees and remuneration.

Approved by the Board of Group 6 Metals Limited.

For more information, please contact:

Keith McKnight
Managing Director & CEO
keithm@g6m.com.au
+61 (0) 410 635 251

Tim Dohrmann
Media & Investor Relations
tim@nwrcommunications.com.au
+61 (0) 468 420 846

About Group 6 Metals

Group 6 Metals Limited (ASX: G6M), previously known as King Island Scheelite Limited (ASX: KIS), is an Australian resources exploration and development company. The Company's name honours tungsten as Group 6 Metals' first commodity project (The Dolphin Mine) under development, as tungsten is a member of Group 6 of the periodic table along with chromium and molybdenum, as well as being a critical mineral and a geopolitically strategic resource.

The Company is focused on the redevelopment of its 100%-owned Dolphin Mine located on King Island, Tasmania. Initially the focus is on producing a high grade of tungsten concentrate, however, plans are to value-add the product for supply into the upstream tungsten industry.

For personal use only

Appendix 5B

Mining exploration entity or oil and gas exploration entity quarterly cash flow report

For personal use only

Name of entity

GROUP 6 METALS LIMITED

ABN	Quarter ended ("current quarter")
40 004 681 734	31 March 2023

Consolidated statement of cash flows		Current quarter $A'000	Year to date (9 months) $A'000
1.	**Cash flows from operating activities**		
1.1	Receipts from customers		
1.2	Payments for		
	(a) exploration & evaluation	(72)	(72)
	(b) development	(2,861)	(2,861)
	(c) production	-	-
	(d) staff costs	(108)	(492)
	(e) administration and corporate costs[i]	(539)	(1,438)
1.3	Dividends received (see note 3)	-	-
1.4	Interest received	26	55
1.5	Interest and other costs of finance paid	(572)	(1,112)
1.6	Income taxes paid	-	-
1.7	Government grants and tax incentives	-	-
1.8	Other (provide details if material)	-	4
1.9	**Net cash used in operating activities**	**(4,126)**	**(5,916)**
2.	**Cash flows from investing activities**		
2.1	Payments to acquire or for:		
	(a) entities	-	-
	(b) tenements	-	-
	(c) property, plant and equipment	(13,992)	(50,639)
	(d) exploration & evaluation	-	-
	(e) investments	-	-
	(f) other non-current assets- Capitalised development costs[ii].	(187)	(809)

For personal use only

Consolidated statement of cash flows		Current quarter $A'000	Year to date (9 months) $A'000
2.2	Proceeds from the disposal of:		
	(a) entities	-	-
	(b) tenements	-	-
	(c) property, plant and equipment	-	-
	(d) investments	-	-
	(e) other non-current assets	-	-
2.3	Cash flows from loans to other entities	-	-
2.4	Dividends received (see note 3)	-	-
2.5	Other (provide details if material)	-	-
2.6	**Net cash used in investing activities**	**(14,179)**	**(51,448)**

3.	**Cash flows from financing activities**		
3.1	Proceeds from issues of equity securities (excluding convertible debt securities)	9,764	24,844
3.2	Proceeds from issue of convertible debt securities	-	-
3.3	Proceeds from exercise of options	-	-
3.4	Transaction costs related to issues of equity securities or convertible debt securities	(36)	(961)
3.5	Proceeds from borrowings	-	33,000
3.6	Repayment of borrowings & leases	(292)	(593)
3.7	Prepaid transaction costs related to loans and borrowings	-	(250)
3.8	Dividends paid	-	-
3.9	Other (provide details if material)	-	-
3.10	**Net cash from financing activities**	**9,436**	**56,040**

4.	**Net increase / (decrease) in cash and cash equivalents for the period**		
4.1	Cash and cash equivalents at beginning of period	12,074	4,529
4.2	Net cash from / (used in) operating activities (item 1.9 above)	(4,126)	(5,916)
4.3	Net cash from / (used in) investing activities (item 2.6 above)	(14,179)	(51,448)
4.4	Net cash from / (used in) financing activities (item 3.10 above)	9,436	56,040

Consolidated statement of cash flows		Current quarter $A'000	Year to date (9 months) $A'000
4.5	Effect of movement in exchange rates on cash held		
4.6	**Cash and cash equivalents at end of period**	**3,205**	**3,205**

5.	**Reconciliation of cash and cash equivalents** at the end of the quarter (as shown in the consolidated statement of cash flows) to the related items in the accounts	**Current quarter $A'000**	**Previous quarter $A'000**
5.1	Bank balances	604	197
5.2	Call deposits	2,601	12,074
5.3	Bank overdrafts	-	-
5.4	Other (provide details)	-	-
5.5	**Cash and cash equivalents at end of quarter (should equal item 4.6 above)**	**3,205**	**12,074**

6.	**Payments to related parties of the entity and their associates**	**Current quarter $A'000**
6.1	Aggregate amount of payments to related parties and their associates included in item 1	115
6.2	Aggregate amount of payments to related parties and their associates included in item 2	-

Note: if any amounts are shown in items 6.1 or 6.2, your quarterly activity report must include a description of, and an explanation for, such payments.

Payments made to Directors and their associated entities – Directors' fees $14,586; Consulting fees $100,450.

For personal use only

For personal use only

7.	**Financing facilities** *Note: the term "facility' includes all forms of financing arrangements available to the entity.* *Add notes as necessary for an understanding of the sources of finance available to the entity.*	**Total facility amount at quarter end $A'000**	**Amount drawn at quarter end $A'000**
7.1	Loan facilities	43,000	43,000
7.2	Credit standby arrangements	-	-
7.3	Other (Mobile fleet finance facility)	10,220	4,806
7.4	**Total financing facilities**	53,220	47,806

7.5	**Unused financing facilities available at quarter end**	5,414

7.6 Include in the box below a description of each facility above, including the lender, interest rate, maturity date and whether it is secured or unsecured. If any additional financing facilities have been entered into or are proposed to be entered into after quarter end, include a note providing details of those facilities as well.

Lender	Facility Type	Finance Amount	Interest Rate	Maturity date	Secured/ unsecured
Pure Asset Management Pty Ltd	Convertible debt	$10,000,000	8.25%	08/11/2024	Secured
Chrysalis Investments Pty Ltd ATF The Ellis Family Trust	Debt	$4,000,000	8.25%	42 months from practical completion of the Dolphin Project	Secured
Chrysalis Investments Pty Ltd ATF The Ellis Family Trust	Convertible debt	$4,500,000	6.5%	42 months from practical completion of the Dolphin Project	Secured
Elphinstone Holdings Pty Ltd	Convertible debt	$5,000,000	6.25%	42 months from practical completion of the Dolphin Project	Secured
D.A.CH.S AG	Convertible debt	$3,000,000	6.25%	42 months from practical completion of the Dolphin Project	Secured
Abex Limited	Convertible debt	$6,500,000	6.25%	42 months from practical completion of the Dolphin Project	Secured
Tasmanian Government Loan	Debt	$10,000,000	variable	7 years from drawdown	Secured
OEM Financier	Mobile mining fleet facility	$10,220,000	various	48 months from drawdown	Unsecured

For personal use only

8.	Estimated cash available for future operating activities	$A'000
8.1	Net cash from / (used in) operating activities (item 1.9)	(4,126)
8.2	(Payments for exploration & evaluation classified as investing activities) (item 2.1(d)) *Capitalised development costs	(14,179)
8.3	Total relevant outgoings (item 8.1 + item 8.2)	(18,305)
8.4	Cash and cash equivalents at quarter end (item 4.6)	3,207
8.5	Unused finance facilities available at quarter end (item 7.5)	5,414
8.6	Total available funding (item 8.4 + item 8.5)	8,621
8.7	**Estimated quarters of funding available (item 8.6 divided by item 8.3)**	0.47

Note: if the entity has reported positive relevant outgoings (ie a net cash inflow) in item 8.3, answer item 8.7 as "N/A". Otherwise, a figure for the estimated quarters of funding available must be included in item 8.7.

8.8 If item 8.7 is less than 2 quarters, please provide answers to the following questions:

8.8.1 Does the entity expect that it will continue to have the current level of net operating cash flows for the time being and, if not, why not?

No. The entity does not expect to have the current level of net operating cash flows as it nears practical completion of the major EPC contract and anticipates first concentrate in the June 2023 QTR. Net operating cash outflow is expected to reduce once the Entity achieves steady state production of concentrate.

8.8.2 Has the entity taken any steps, or does it propose to take any steps, to raise further cash to fund its operations and, if so, what are those steps and how likely does it believe that they will be successful?

Subsequent to the end of the Mar 2023 quarter, three of the major Shareholders of the Entity have provided $3.0m in unsecured loans. The Company also received $1.624 million in grant funds, subsequent to quarter end, to support the project's power supply strategy, including the integration of renewable energy.

The Company is closely reviewing its capital requirements and is engaging in a potential near term financial transaction which is incomplete and non-binding.

8.8.3 Does the entity expect to be able to continue its operations and to meet its business objectives and, if so, on what basis?

Yes. The entity does expect to continue its operations and to meet its business objectives. The entity has a proven track record with respect to funding its business activities.

Note: where item 8.7 is less than 2 quarters, all of questions 8.8.1, 8.8.2 and 8.8.3 above must be answered.

Compliance statement

1 This statement has been prepared in accordance with accounting standards and policies which comply with Listing Rule 19.11A.

2 This statement gives a true and fair view of the matters disclosed.

Date: 28 April 2023

Authorised by: Board of Directors
(Name of body or officer authorising release – see note 4)Notes

1. This quarterly cash flow report and the accompanying activity report provide a basis for informing the market about the entity's activities for the past quarter, how they have been financed and the effect this has had on its cash position. An entity that wishes to disclose additional information over and above the minimum required under the Listing Rules is encouraged to do so.

2. If this quarterly cash flow report has been prepared in accordance with Australian Accounting Standards, the definitions in, and provisions of, *AASB 6: Exploration for and Evaluation of Mineral Resources* and *AASB 107: Statement of Cash Flows* apply to this report. If this quarterly cash flow report has been prepared in accordance with other accounting standards agreed by ASX pursuant to Listing Rule 19.11A, the corresponding equivalent standards apply to this report.

3. Dividends received may be classified either as cash flows from operating activities or cash flows from investing activities, depending on the accounting policy of the entity.

4. If this report has been authorised for release to the market by your board of directors, you can insert here: "By the board". If it has been authorised for release to the market by a committee of your board of directors, you can insert here: "By the [*name of board committee – eg Audit and Risk Committee*]". If it has been authorised for release to the market by a disclosure committee, you can insert here: "By the Disclosure Committee".

5. If this report has been authorised for release to the market by your board of directors and you wish to hold yourself out as complying with recommendation 4.2 of the ASX Corporate Governance Council's *Corporate Governance Principles and Recommendations*, the board should have received a declaration from its CEO and CFO that, in their opinion, the financial records of the entity have been properly maintained, that this report complies with the appropriate accounting standards and gives a true and fair view of the cash flows of the entity, and that their opinion has been formed on the basis of a sound system of risk management and internal control which is operating effectively.

---

[i] Following is a summary of the expenditure incurred on administration and corporate costs during the quarter (Item 1.2 (e)):

Consolidated statement of cash flows	**Current quarter**	**Year to date (9 months)**
	$A'000	**$A'000**
Directors' fees	(115)	(389)
GST Paid	(7)	(107)
Corporate consultants	(210)	(496)
Legal fees	(51)	(95)
Marketing & investor relations	(24)	(86)
Share registry costs	(93)	(148)
Other	(39)	(117)
TOTAL	**(539)**	**(1,438)**

[ii] Following is a summary of the expenditure incurred on developments costs during the quarter (Items 1.2 (b), 2.1 (c) & (f)):

Consolidated statement of cash flows	**Current quarter**	**Year to date (9 months)**
	$A'000	**$A'000**
Accommodation Infrastructure	(164)	(1,704)
Bulk Earthworks/ Civil works	(1,160)	(4,080)
Site Electrical	(477)	(2,656)
Mine equipment	(784)	(2,148)
Mine preliminaries	(1,387)	(6,425)
GST received/ (paid)	623	(244)
Owner's costs	(2,078)	(6,433)
Permits and licensing	(82)	(455)
Process Plant	(8,079)	(25,787)
TSF	(591)	(1,516)
TOTAL	**(14,179)**	**(51,448)**

For personal use only