

For personal use only

# **Los Cerros Limited**

**ABN 43 119 759 349**

## **Annual Report**

**31 December 2022**

## Contents

Corporate Directory	2
Chairman's Report	3
Managing Director's report	4
Operations Report	5
Directors' Report	21
Auditor's Independence Declaration	34
Consolidated Statement of Profit or Loss and Other Comprehensive Income	35
Consolidated Statement of Financial Position	36
Consolidated Statement of Changes in Equity	37
Consolidated Statement of Cash Flows	38
Notes to the Consolidated Financial Statements	39
Directors' Declaration	71
Independent Auditor's Report to the Members of Los Cerros Limited	72
ASX Additional Information	76

## General Information

The financial statements cover Los Cerros Limited as a consolidated entity consisting of Los Cerros Limited and the entities it controlled at the end of, or during, the year ended 31 December 2022. The financial statements are presented in Australian dollars, which is Los Cerros Limited's functional and presentation currency.

Los Cerros Limited is a listed public company limited by shares, incorporated and domiciled in Australia. Its registered office and principal place of business are:

### Registered Office

Level 3  
88 William Street  
West Perth, WA 6000  
Australia

### Principal Place of Business

Level 3  
88 William Street  
West Perth, WA 6000  
Australia

A description of the nature of the Company's operations and its principal activities are included in the Directors' report, which is not part of the financial statements.

The financial statements were authorised for issue, in accordance with a resolution of Directors, on 31 March 2023. The Directors have the power to amend and reissue the financial statements.

**Directors**

Mr. Ross Ashton (Non-Executive Chairman)  
Mr. Jason Stirbinskis (Managing Director)  
Mr. Kevin Wilson (Non-Executive Director)

**Chief Financial Officer and  
Company Secretary**

Mr. Michael Allen

**Registered Office**

Level 3  
88 William Street  
West Perth, WA 6000  
Australia

**Principal Places of Business**

Level 3  
88 William Street  
West Perth, WA 6000  
Australia

Carrera 36 # 2 sur - 60  
Oficina 1301, Edificio Poblado Alejandría  
Medellín, Antioquia 050021  
Colombia

**Share Registry**

Automic Registry Services  
Level 5  
191 St Georges Terrace  
Perth, WA, 6000  
Australia  
08 9324 2099

**Auditor**

Grant Thornton Audit Pty Ltd  
Central Park  
Level 43, 152-158 St Georges Terrace  
Perth, WA 6000  
Australia

**Stock Exchange Listing**

Los Cerros Limited shares are listed on the  
Australian Securities Exchange (ASX Code: LCL)

**Company Website**

loscerros.com.au

Dear Shareholders,

It is with great pleasure that I provide this Chairman's Report for Los Cerros for the 2022 calendar and financial year.

Los Cerros now has two stories to tell with prospects both in Papua New Guinea ("PNG") and Colombia. We are committed to growing the business, and maximising returns for our shareholders through aggressive exploration programs in PNG and a continued focus on development steps in Colombia.

I am particularly happy with both the geographic diversity we now have together with the addition of properties with prospects for battery minerals, which justifiably have such focus in the world today.

As we now explore in PNG we are exposing more of the Australian market to the prospects in this jurisdiction and I feel optimistic about future results there.

We remain committed to developing Los Cerros into a world class exploration and mining company with a dedication to, and respect for, the environment and a strong commitment to safety for all our employees. We will continue to promote sustainable development of those communities within which we operate, exercise labour practices that respect the culture and diversity of our employees, and commit to act with utmost integrity, honesty and in good faith.

I look back on 2022 feeling proud at how the Company has adapted to change over the last twelve months. I thank Managing Director Jason Stirbinskis and the workforces both in PNG and Colombia for their focus and dedication over the past year and look forward to an exciting year ahead.

Yours sincerely,



Ross Ashton  
Non-Executive Chairman

Dear Shareholders,

I am delighted to provide the following review of Los Cerros' operations for the 2022 calendar and financial year.

It was another transformational year for Los Cerros, adding a new 1.3Moz gold resource at Tesorito and total gold resources at Quinchia rising to 2.6M oz together with completion of metallurgical studies at Tesorito and advances at other earlier stage Quinchia targets.

Our recent acquisition of Footprint Resources in PNG has again transformed the Group adding prospective projects closer to home and diversifying the Group across metals and jurisdictions.

The PNG acquisition has also strengthened the management team and I welcome Glenn Twomey and John Dobe to the senior technical team.

In the ESG space, the Company continues to focus on sustainable development and operating in a safe and responsible manner. In December our efforts were acknowledged in Colombia when the Company won the annual ESG award for mining companies in Colombia and I am proud to note that Los Cerros' Colombian workforce is now made up of more than 1/3 women.

Our Q1 2023 Entitlement Issue achieved the goals we set allowing the current shareholders to consider our new strategy and portfolio and to participate in a small capital raising enabling the Company to expand our initial exploration program in PNG before needing to raise any further funds.

The approaching year is expected to be another transformational year for the Company, as we look forward to exploration results in PNG and progress in Colombia.

To conclude, I would like to acknowledge and thank the Board as well as my Executive Team for their commitment and support over the past 12 months. Learning from and being part of such an inspirational team is humbling and I am grateful for the guidance and backing I receive from my colleagues.

Sincerely,



Jason Stirbinskis  
Managing Director

## About Los Cerros

Los Cerros Limited is a gold and battery metals explorer now focussed on exploration in two countries, Papua New Guinea ("PNG") and Colombia.

Exploration assets in PNG were added late in 2022 after a decision to broaden the Company's focus to include exploration projects outside of South America and to reflect the transition of the Colombian Quinchia Project to development studies. The Company completed a drilling program at the Quinchia Project in Colombia which resulted in an expanded 2.6Moz gold resource<sup>1</sup>. Metallurgical studies for Tesorito were completed and the Environmental Impact Assessment (EIA) for the Miraflores underground project within the Quinchia Project was lodged, which is the final substantial submission required for development of the Miraflores Project.

2022 was therefore a year of significant activity and change for the Company where, after very active exploration activity in Colombia in the first half, activities were substantially reduced in the second half and the focus of exploration activities moved to Papua New Guinea.

## Papua New Guinea

### Footprint Acquisition

After examining a number of exploration projects, Los Cerros acquired 100% of Footprint Resources Pty Ltd ("Footprint") on 21 November 2022 including its 100% owned projects in PNG<sup>2</sup>.

This acquisition of 3,867km<sup>2</sup> of exploration titles in central and southern areas of PNG (Figure 1) brought immediate and material exploration upside as well as jurisdictional and metal diversity, in particular the addition of metals critical to the electric vehicle sector.

The Company also welcomed Footprint principals and owners, geologists Glenn Twomey and John Dobe, as Los Cerros' employees. They also brought with them Footprint's existing PNG exploration team, logistical support and in-country relationships. Inheriting continuity of project knowledge and in-country experience allowed Los Cerros to commence its PNG exploration program rapidly following completion of the acquisition.

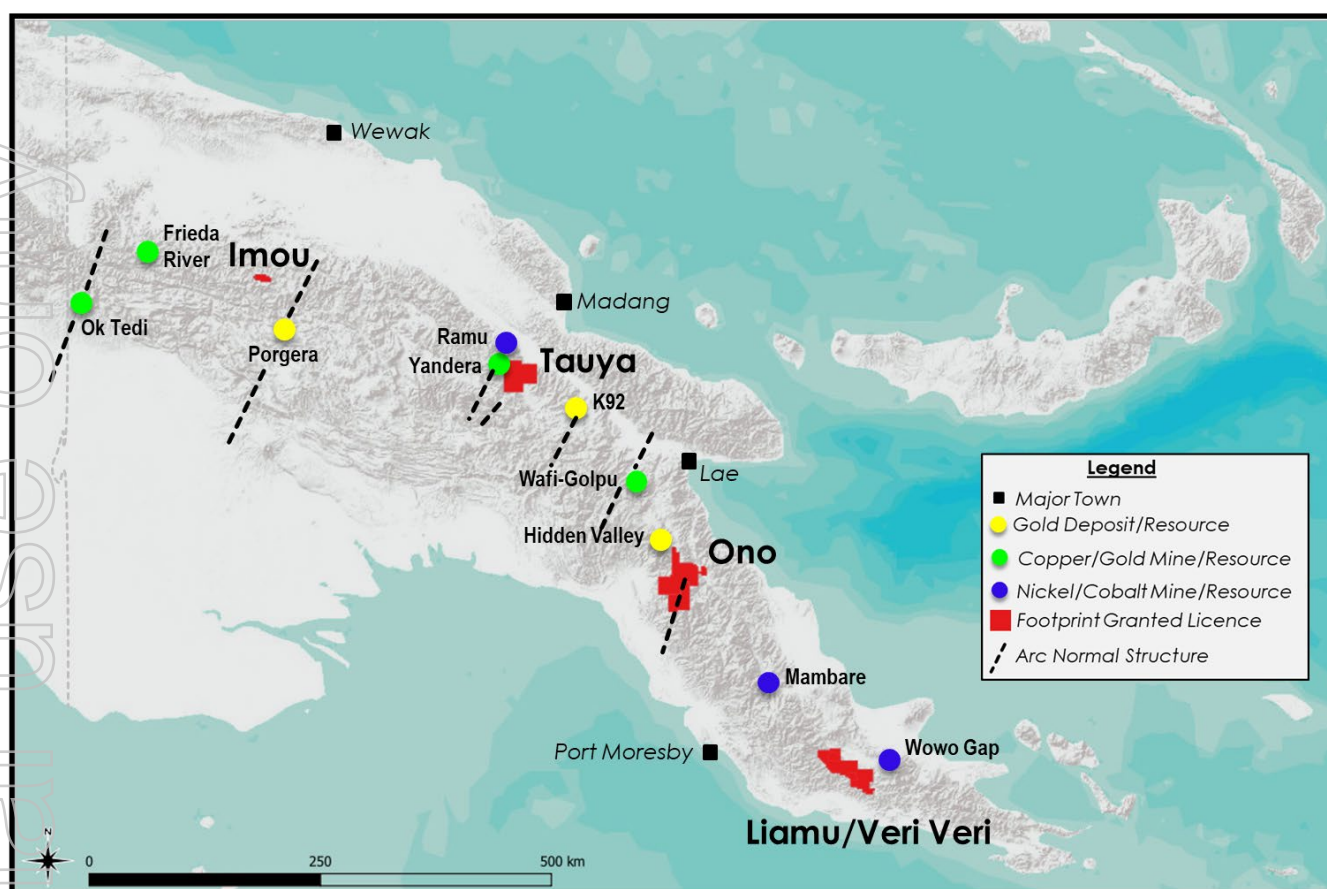
Importantly, Footprint's management's attitude to working with local people, creating good relationships and maintaining an excellent reputation with the government and regulators, was consistent with Los Cerros' views on these factors and was another reason that this deal was deemed a good fit.

With such a large and highly prospective portfolio, the Company is actively seeking partners to concurrently advance some of the projects while Los Cerros moves forward with exploration at its prioritized targets.

---

<sup>1</sup> Resource contains a mix of Inferred, Indicated and Measured Resources. The Miraflores Reserve is included in the Resource. Refer ASX announcement dated 14 March 2017 (Miraflores Resource) and 27 November 2017 (Miraflores Reserve), 25 February 2020 (Dosquebradas Resource) and 22 March 2022 (Tesorito Resource). The Company confirms that it is not aware of any new information or data that materially affects the information included in the market announcements, and that all material assumptions and technical parameters underpinning the estimates continue to apply.

<sup>2</sup> See ASX announcement 25 November 2022. The Company confirms that it is not aware of new information that affects the information contained in the original announcement.



**Figure 1:** The acquired licences are located within central and southern Papua New Guinea within mineralised belts. Most are proximal to arc normal structures (faults) which are often associated with regional scale mineralisation, as evidenced by established discoveries.

### Ono Project - Gold/Copper

The Ono Project consists of 1,630km<sup>2</sup> of granted contiguous exploration licenses over an intrusive complex considered prospective for high grade oxide gold/copper in skarns along with epithermal and porphyry style mineralisation. Ono is situated ~150km from the industrial port of Lae and within the same structural belt as the Hidden Valley gold mine and the Wafi-Golpu copper/gold project (Figure 2).

Kusi is the most advanced target. The best historic drill results were recorded from the southern boundary of the area of interest where three diamond holes were previously drilled to test for a buried porphyry, predicted to exist based on surface data. The holes intersected an upper limestone skarn unit of considerable interest above the porphyry target and reported<sup>2</sup>:

- KSDD003 **10.1m @ 2.39g/t Au** from 0m
- KSDD004 **20m @ 2.89g/t Au** from 107m
- KSDD007 **35m @ 3.04g/t Au** from 136m

Historical trenching of a lower limestone skarn unit, some 500m below the upper limestone skarn, assayed:

- **28m @ 0.90g/t Au, 21.6g/t Ag, 1.9% Pb and 1.9% Zn<sup>2</sup>**

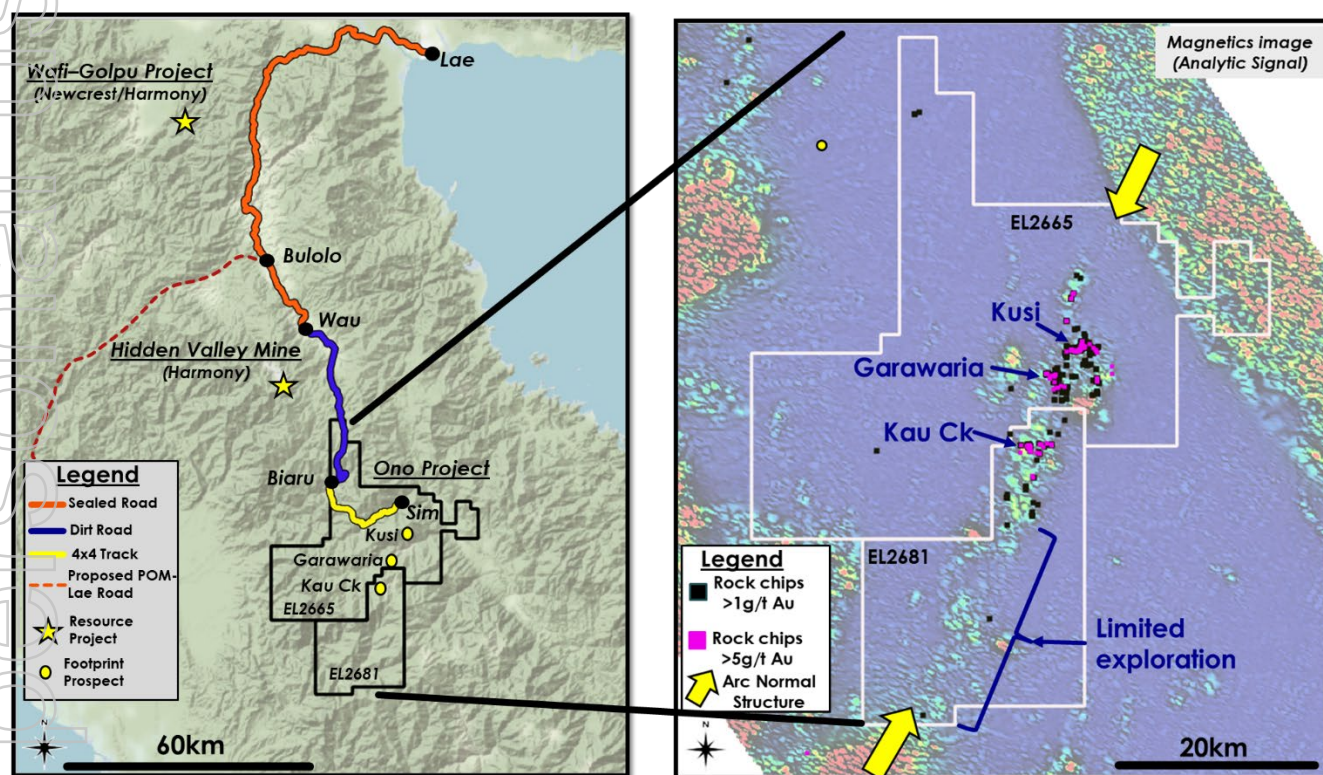
None of the historical drill holes have tested a known lower limestone skarn unit or have adequately tested the buried copper-gold porphyry theory.

The gold/copper skarn mineralisation within the upper limestone unit is believed to be derived from a buried causative porphyry (Figure 3). This is a well understood model, with high grade skarn gold/polymetallic deposits mined at Grasberg/Ertsberg in Irian Jaya and Ok Tedi in PNG.

The upper limestone is modelled to occur over a total area of approximately 3km x 1.5km (Figure 3). A 3,000m diamond drilling program scheduled to commence in April 2023 will initially focus in the areas with historical drilling and trenching, targeting a high-grade oxide resource, whilst prospecting continues to define the exposed upper limestone perimeter which has potential to be a laterally extensive gold/copper mineralised unit.

First results from the above-mentioned drilling program were released to the ASX 24 April 2022, with the initial diamond drill hole (KU23DD001) reporting 76.4m grading 1.34g/t Au from 106.9m including 15.2m @ 4.45g/t Au from 138.2m<sup>3</sup>. Quarter 1, 2023 prospecting progress at Kusi included trenching results at the Leah's Lode target area of 22m @ 4.68g/t Au<sup>4</sup>.

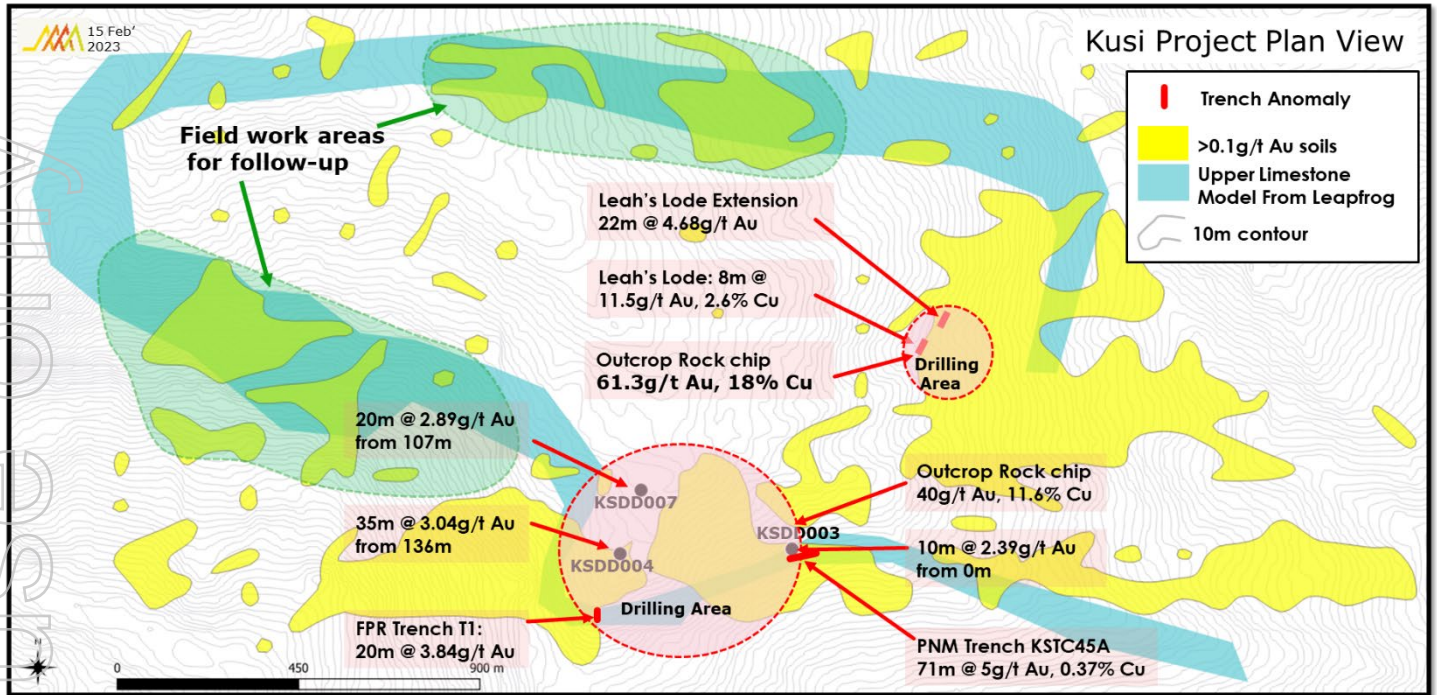
Previous explorers discovered gold mineralisation at Garawaria and Dui Creek, 3km south of Kusi and at Kau Creek 10km south of Kusi (Figure 2). These prospects are yet to be field checked by Los Cerros. Beyond these areas, there has been limited exploration within the remainder of the 32km x 10km Ono intrusive complex.



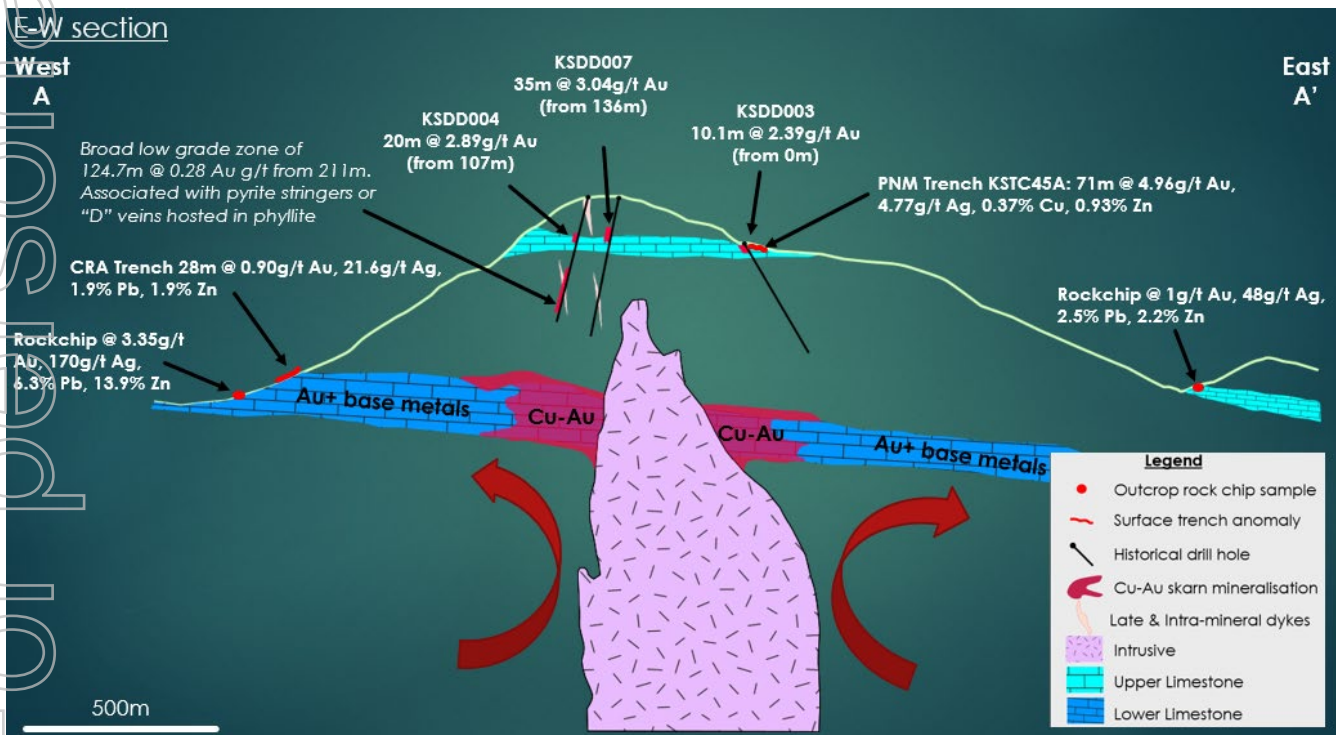
**Figure 2:** The Ono Project sits with the same belt as the multi-million-ounce Wafi-Golpu and Hidden Valley projects. The established exploration targets at Ono conform to a regional arc normal NE trend as evidenced in regional magnetics, there is considered to be significant potential for further success along this trend within the Ono licences.

<sup>3</sup> See ASX announcement 24 April 2023. The Company confirms that it is not aware of new information that affects the information contained in the original announcement.


<sup>4</sup> See ASX announcement 16 February 2023. The Company confirms that it is not aware of new information that affects the information contained in the original announcement.



**Figure 3:** Plan view of Kusi showing gold in soils geochemical anomaly, 3D magnetic inversion shell and historical drill collars over modelled upper limestone skarn and interpreted intrusive (porphyry) centre. See Figure 4 for cross section A-A'.



**Figure 4:** Kusi stylised cross section showing assay results over modelled relationship between mapped skarns and potential central porphyry. Note 71m trench (KSTC45A) intercept is interpreted to be along strike and thus not representative of true thickness.



**Photos 1a & b** Photo 1a: Leah's Lode is a 2022 discovery. Trenching (FPRTR4) has delivered 8m @ 11.5g/t Au, 2.6% Cu, 24g/t Ag<sup>2</sup>.  
Photo 1b: Clearly visible copper oxide mineralisation exposed within the trench.



**Photo 1c** High grade chalcopyrite-garnet-magnetite polished rock sample from Leah's Lode outcrop, 2m from trench - 61.3g/t Au, 18% Cu, 135g/t Ag<sup>2</sup>.

### **Veri Veri Prospect - Nickel**

The Veri Veri prospect (Figures 1 & 5), located ~100km ESE of Port Moresby and 50km NE of Kupiano port, covers mafic and ultramafic complexes within the Papuan Ultramafic Belt and is considered prospective for high grade nickel sulphide mineralisation (Photo 2). The prospect occurs within the Company's larger Liamu Project (Figure 5).

Early regional surveys by A.O.G. Minerals' (1971) geologists located massive nickel sulphide boulders in Veri Veri Creek. This discovery prompted historical exploration programs, initially tracing boulders upstream. Follow-up trenching exposed an east-west trending nickel sulphide vein up to 0.3m thick. However, additional massive nickel sulphide float was subsequently discovered further upstream from the trench. Float samples from within or near the Veri Veri Creek include<sup>2</sup>:

- 15.66% Ni and 9.1g/t Au
- 45.8% Ni (no Au value)
- 23.37% Ni and 10.6g/t Au
- 32.7% Ni and 3.2g/t Au

Where exposed, primary mineralisation is hosted in narrow shear zones, normally 2-4m wide, comprising massive, vein and veinlet nickel sulphide minerals millerite, heazlewoodite and pentlandite plus fracture coated nickel silicate mineral garnierite.

The high sulphide content indicates the potential for modern geophysical surveys as a cost effective exploration tool to locate any substantial zones of massive sulphides in this poorly exposed and steeply dissected topography. There has been no drilling for nickel sulphides within the Veri Veri Project area.



**Photo 2:** Veri Veri creek float samples include massive nickel sulphide minerals (heazlewoodite, millerite, pentlandite) and nickel-bearing silicates including serpentinite and garnierite. Photo Right: boulder with nickel sulphides in creek.

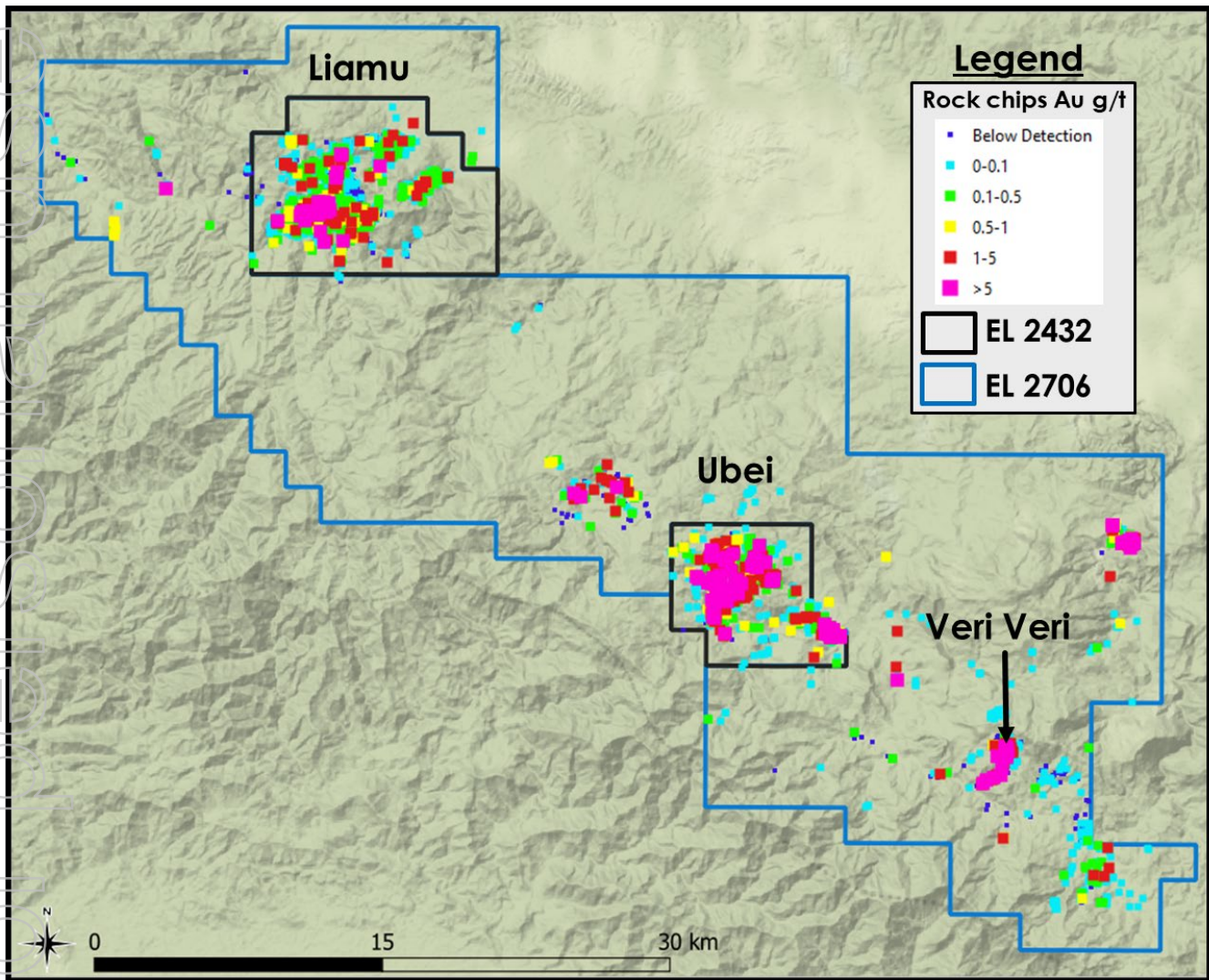
Results of field work are expected in the second quarter of 2023.

**Liamu Project - copper/gold epithermals and porphyries**

There are multiple untested copper-gold epithermal and porphyry targets within the Liamu Project area.

Ubei is a 4km x 4km surface geochemical anomaly defined by rock chip samples with individual samples frequently grading >2% Cu and 2g/t Au. An undrilled central EM geophysical anomaly is thought to be mapping a porphyry intrusive centre at depth. Peripheral epithermal Cu/Au vein corridors include Puma with undrilled underlying IP geophysical anomaly.

Dada is another target within the Liamu Project. Trenching has revealed intense 40 veins/m porphyry related quartz veining assaying 96m @ 0.41g/t Au<sup>2</sup> and open in all directions. This target has not been drill tested.



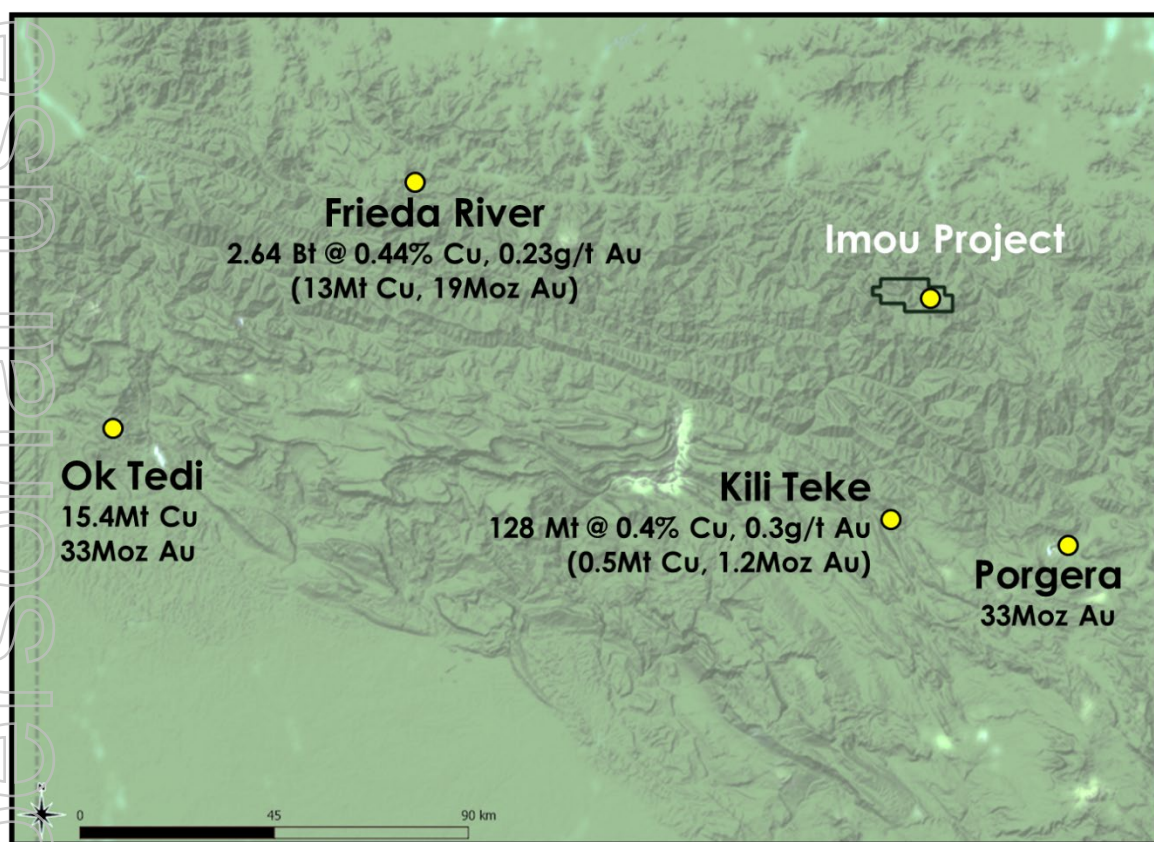
*Figure 5: Location of Liamu and Veri Veri Projects over gold rock chip geochemistry.*

**Imou Project - skarn and epithermal and porphyry copper/gold potential in world class district**

The Imou Project is within a world class district hosting the multi-million-ounce Ok Tedi, Porgera and Frieda River projects (Figures 1 & 6).

The targets within the project are<sup>2</sup>: -

- **Imou Porphyry Target** - Limited historical drilling has identified a large, shallow, low-grade Cu-Au porphyry with an associated higher-grade Cu-Au breccia zone. Mineralisation remains open in all directions including the possibility of higher-grade porphyry pulses/events.
  - Best intersection: IM19DD001, 305m @ 0.37% Cu, 0.37g/t Au from 5m, including 14m at 2.43% Cu, 2.78g/t Au from 186m<sup>2</sup>.
- **Michael's Creek** - an epithermal target with surface rock chip samples including 58.5g/t Au<sup>2</sup> in quartz veining.



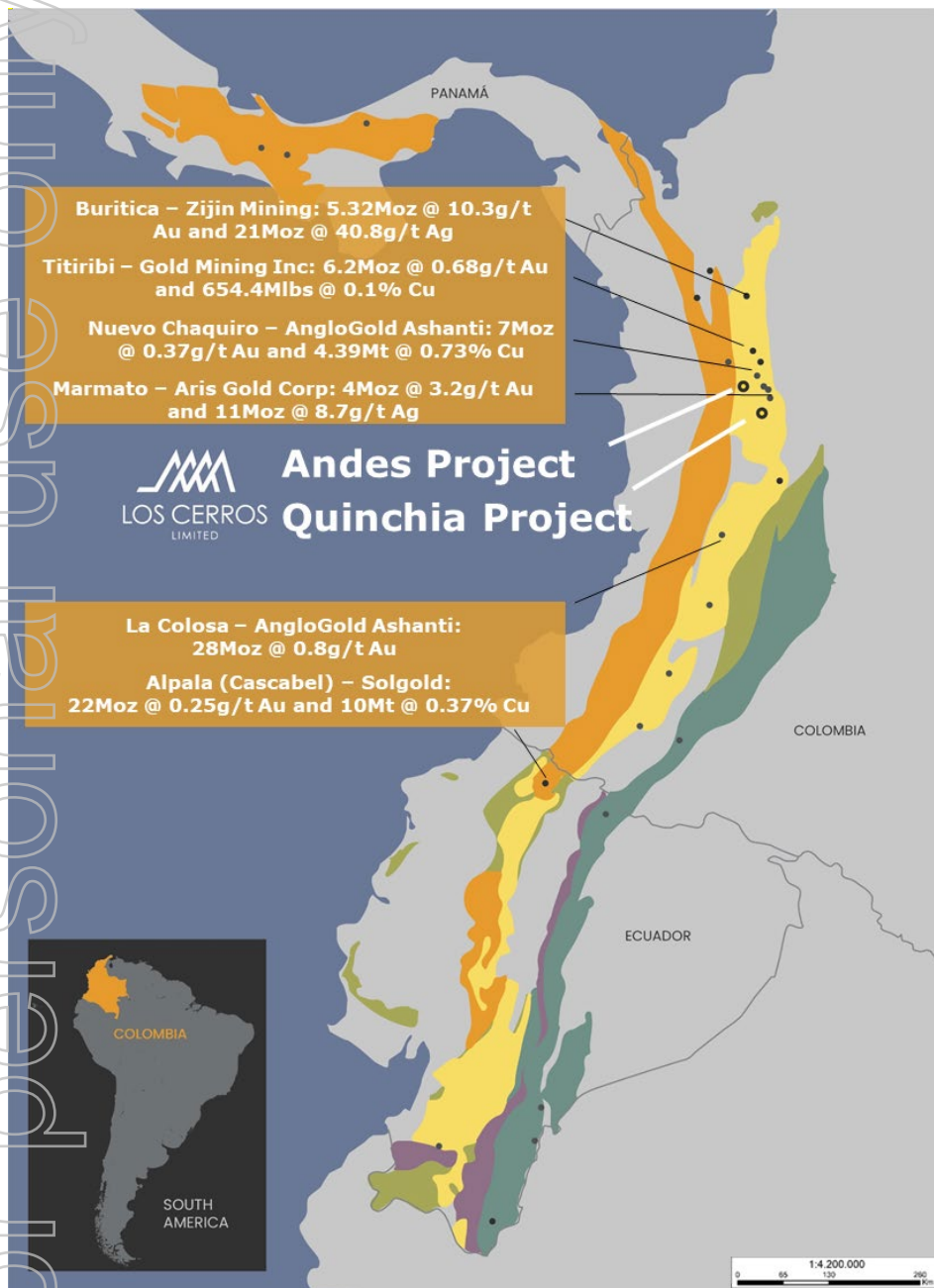
*Figure 6: The Imou Project is prospective for Cu/Au and is near globally significant projects. Project details sourced from company websites. Los Cerros has not independently verified the information.*

**Tauya Project - Copper. Along strike from Yandera Cu-Mo porphyry**

The Tauya Project is within the Bismark Intrusive Complex, 6km along strike from the giant Yandera Cu-Mo porphyry (Figure 1), one of the largest undeveloped projects in the SW Pacific. Tauya is an early-stage target on an exploration licence which has been recently granted.

**Colombia**

In Colombia the Company has a dominant position within the Andes and Quinchia regions of the mid-Cauca Gold Belt which hosts many major gold/copper discoveries (Figure 7).

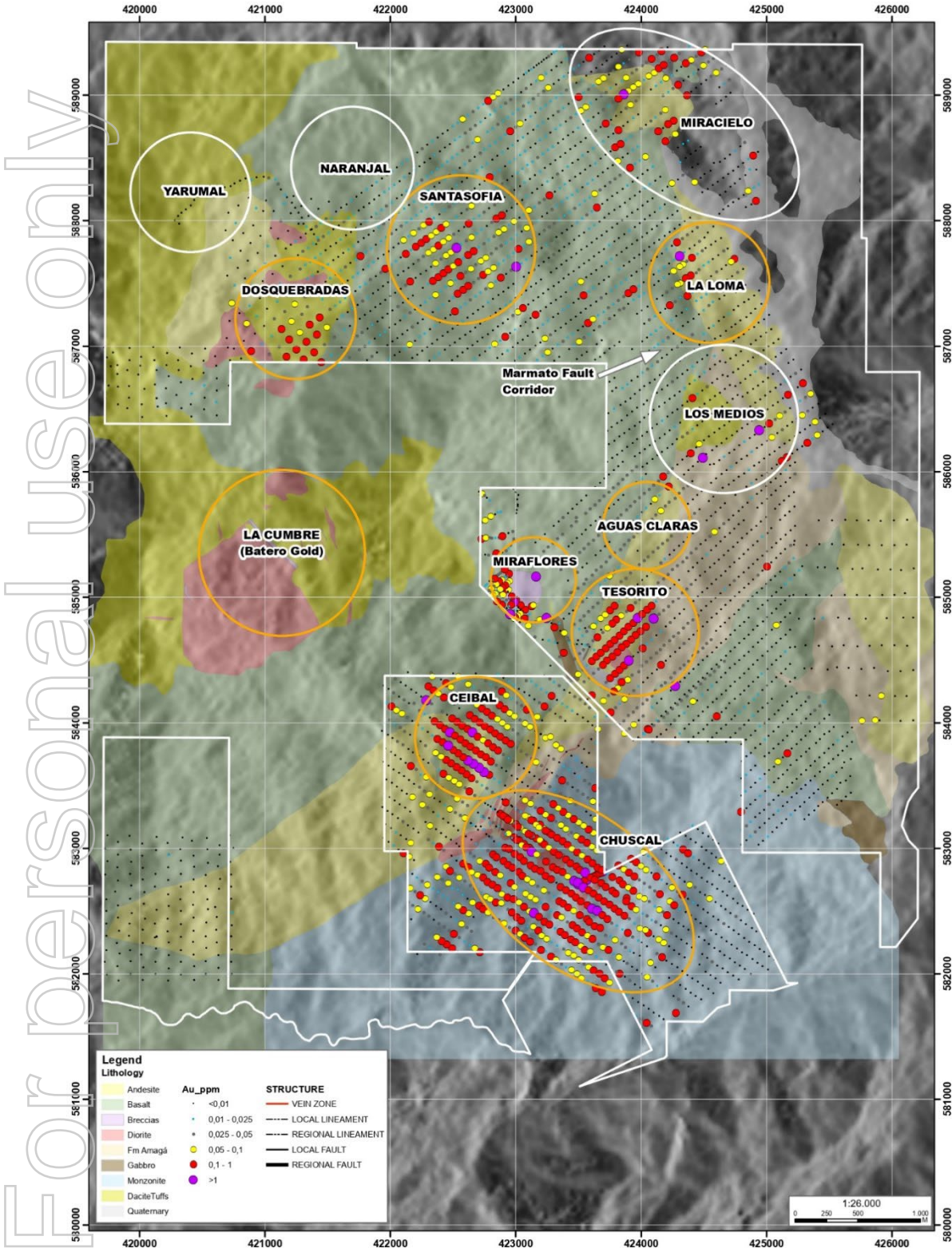


*Figure 7: The Company's Andes and Quinchía Gold Projects sit on the Miocene aged, mid-Cauca Gold Belt in a sub-section of the belt that hosts many major copper-gold porphyry discoveries.*

*Metal volume estimates are taken from various company websites and may or may not include Inferred Resources and have not been independently verified.*

**Quinchia Project**

The Quinchia Project is a cluster of 100% owned porphyry and epithermal gold/copper targets within a 3km radius in Risaralda Province, Colombia (Figure 8). The definition of a Tesorito maiden Mineral Resource Estimate (MRE) marked a major milestone for the Company and expanded the Quinchia Resource to 2.6Moz @ 1.02g/t Au<sup>1</sup>.



**Figure 8:** The Quinchia Project contains multiple targets at various levels of investigation within a ~3km radius. This image reveals the major known target areas (orange circles) and earlier stage targets (white circles) over gold geochemistry in soils anomalism and major structures. La Cumbre is a gold/copper project within the area owned by TSX listed Batero Gold ([www.baterogold.com](http://www.baterogold.com)).

The majority of the Quinchia resource lies within an MRE Inferred Resource of 1.3Moz @ 0.81g/t Au at Tesorito, with a central high-grade gold zone of 0.54Moz @ 1.23g/t Au<sup>5</sup> providing a compelling opportunity to consider higher margin 'starter pit' mining scenarios.

Whilst the Company has elected to focus on the 1.3Moz iteration of the MRE, this occurs within a larger optimised pit shell of 2.3Moz @ 0.53g/t Au (Table 1 and Figure 9a), which demonstrates potential for sustaining a longer-term mining project, involving lower grade gold that mostly defines the margins of the optimised modelled pit shell. It is also worth noting that the unconstrained MRE, capturing additional material beyond the pit optimisation, generates an Inferred Resource of 1.7Moz @ 0.71g/t Au using a 0.45g/t cut-off grade (and doubling to 3.4Moz @ 0.45g/t Au if applying a 0.25g/t Au cut-off)<sup>5</sup>.

CUT-OFF	TONNES (Mt)	Au (g/t)	Ag (g/t)	Au (koz)	Ag (koz)
0.25g/t Au	134.3	0.53	0.62	<b>2,290</b>	2,673
<b>0.5g/t Au</b>	<b>50.0</b>	<b>0.81</b>	<b>0.75</b>	<b>1,298</b>	1,205
0.6g/t Au	33.4	0.94	0.82	<b>1,006</b>	880

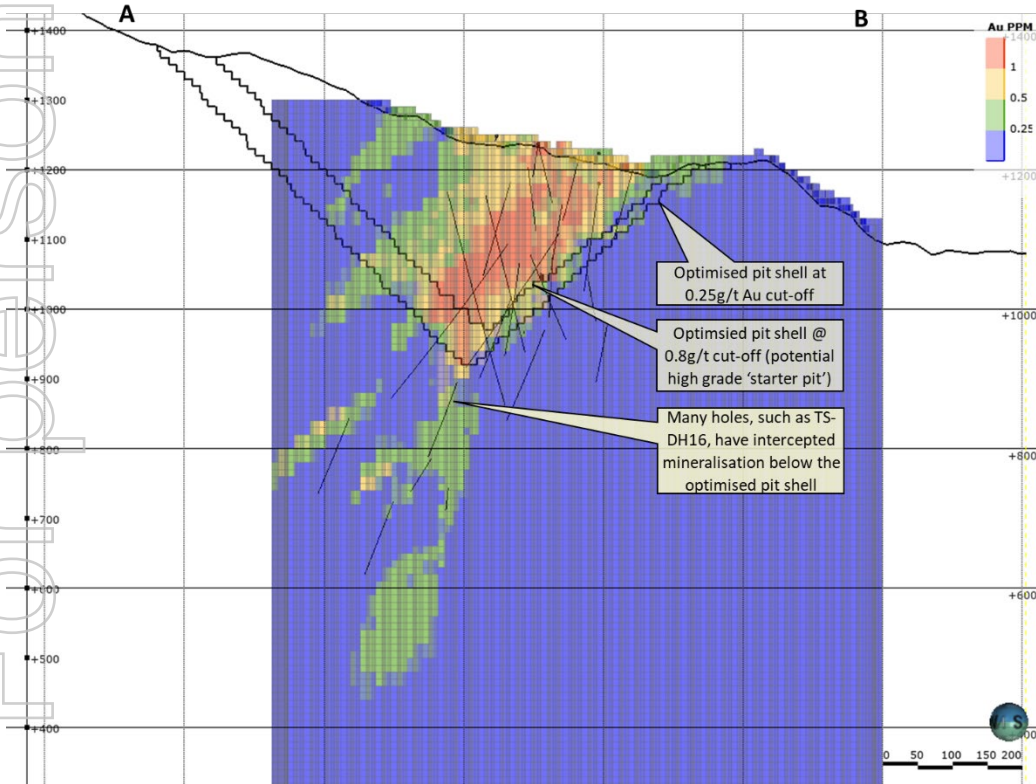
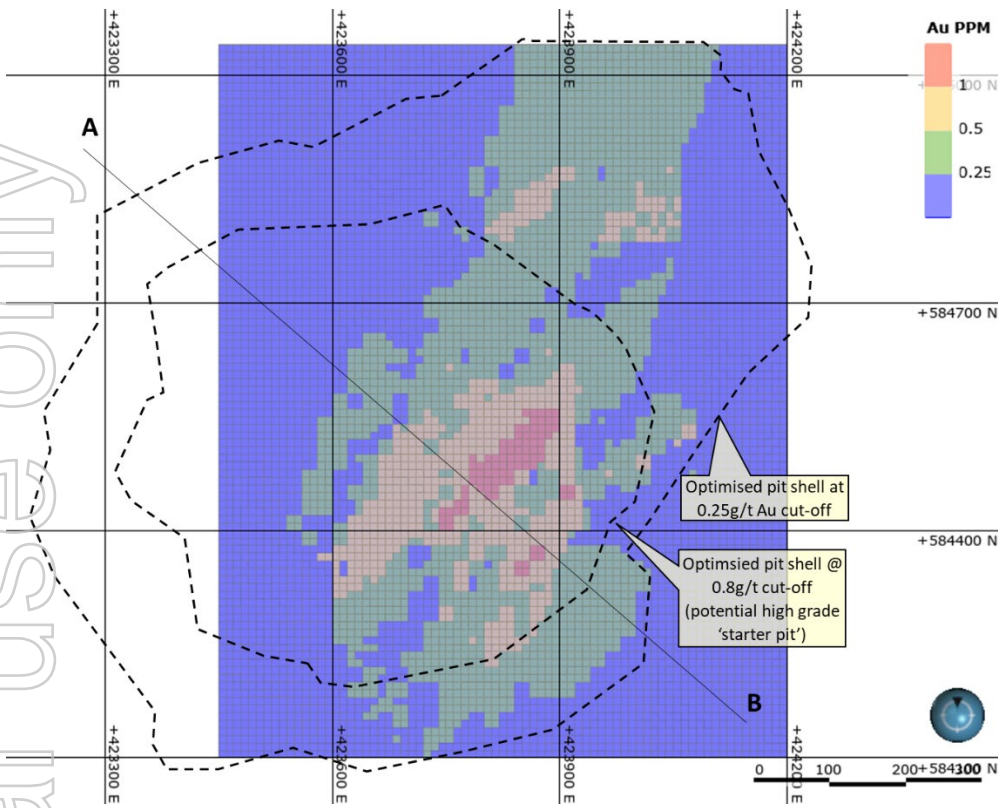
*Table 1. Tesorito optimised pit constrained Inferred MRE as at 22 March 2022 at three different gold cut-off grades.*

The inclusion of the Tesorito MRE using a 0.5g/t Au cut-off increases the total Quinchia Project MRE to 2.6Moz<sup>1</sup> gold (Table 2), with potential to add further ounces from established and early-stage exploration targets within a 3km radius of Tesorito and Miraflores.

Quinchia subzone	Resource Category	CUT-OFF	TONNES (Mt)	Au (g/t)	Au (koz)
Tesorito	Inferred	0.5g/t Au	50.0	0.81	1,298
Dosquebradas	Inferred	0.5g/t Au	20.2	0.71	459
Miraflores - U.Ground	Measured + Indicated	1.2g/t Au	9.3	2.82	840
Miraflores - U.Ground	Inferred	1.2g/t Au	0.5	2.36	37
<b>QUINCHIA RESOURCE</b>			<b>80.0</b>	<b>1.02</b>	<b>2,634</b>

*Table 2. Quinchia Project MRE, as at 22 March 2022. Note: The Miraflores Resource includes a Reserve Estimate. See also the Annual Reserve and Resource Statement on p84 of this 2022 Annual Report.*

<sup>5</sup> See ASX Release 22 March 2022 (Tesorito Resource). The Company confirms that it is not aware of any new information or data that materially affects the information included in the market announcement, and that all material assumptions and technical parameters underpinning the estimates continue to apply.



**Figure 9a and 9b:** Tesorito plan view (a) and section view (b) of the optimised pit shell (0.25g/t Au cut-off) and high-grade optimised pit shell (0.8g/t Au cut-off) over gold block model and drill traces. Note deeper gold mineralisation below the optimised pit shells.

### Tesorito metallurgical test work

A substantial activity during the year was the first round of Tesorito metallurgical test work. Based on preliminary results in July 2022, the Company is reassured that Tesorito mineral processing performance is likely to be typical of high gold/low copper porphyry ores including<sup>6</sup>-

- 97% recovery of gold from saprolite and 87% from other units, derived from 24 hour whole ore gold leach tests;
- an optimal grind size of p80 ~75micron which is fine grind and typical of porphyry gold ores;
- there are no appreciable benefits in including a gravity beneficiation step; and
- deleterious elements such as arsenic, mercury, organic carbon and soluble copper are all low and of no processing concern.

### Quinchia Development Options Study

Later in the year, a study led by Ausenco's Toronto based team (supported by Moose Mountain Technical Services), investigating production options for the Company's Quinchia Project was completed. The Company is encouraged by the study outcomes with several scenarios warranting further consideration.

The purpose of the study was to identify a rational basis for the selection of favourable potential production scenarios for further investigation considering mining sequence, plant size/cost, open pit/underground permutations, and other variables.

### Miraflores EIA

The Company also submitted the Environmental Impact Assessment (EIA), based on the 2017 Miraflores DFS, to local authorities for review. The EIA is the final submission ahead of the grant of Miraflores' development approvals. The approval timeline is variable, ranging from a minimum 6 months to considerably longer. Miraflores is an advanced sub-section of the Quinchia Project with a 457koz Reserve grading 3.3g/t Au<sup>7</sup> for a proposed underground mining operation.

### Exploration

Exploration activities were significantly reduced during 2022. Drilling programs included testing for northern and western extensions of Tesorito, further scout drilling of the Ceibal target area and exploring for depth extensions under the established Miraflores Resource shell with the latter revealing continuations of high grade ore shoots.<sup>8</sup>

At Dosquebradas, located ~2.5km NW of Miraflores, soil channel sampling assays included<sup>9</sup>: -

- 146.6m @ 1.82g/t Au including 34m @ 4.22g/t Au
- 40m @ 2.16g/t Au

The higher grade surface sampling assays are from a zone of sparse drilling outside the current modelled pit shell perimeter defining the 459koz @ 0.71g/t Au Dosquebradas Inferred Resource<sup>10</sup>. This new zone has the potential to enhance Dosquebradas Resource grade near surface and may have the potential to positively impact Dosquebradas' economics and its contribution to the Quinchia Project Resource.

<sup>6</sup> See ASX announcement 7 July 2022

<sup>7</sup> Refer ASX announcement dated 14 March 2017 (Miraflores Resource) and 27 November 2017 (Miraflores Reserve), The Company confirms that it is not aware of any new information or data that materially affects the information included in the market announcements, and that all material assumptions and technical parameters underpinning the estimates continue to apply.

<sup>8</sup> See ASX announcement 27 September 2022.

<sup>9</sup> See ASX announcement 8 November 2022. The Company confirms that it is not aware of new information that affects the information contained in the original announcement.

<sup>10</sup> See ASX announcement 25 February 2020 (Dosquebradas Resource). The Company confirms that it is not aware of any new information or data that materially affects the information included in the market announcement, and that all material assumptions and technical parameters underpinning the estimate continue to apply.

## **Andes Project**

The Andes Project is an early stage gold exploration project within the mid-Cauca Gold Belt 50km north of the Quinchia Project. No material activity was undertaken at the Andes Project during the reporting period.

## **Our role in the community and economy**

### **Colombia**

The Company's focus on "buy local, train local, hire local" has, over the last few years, transformed Los Cerros to essentially a Colombian enterprise immersed in the local economy and community.

The Company's efforts were acknowledged in being chosen as the winner of the Colombian Mining Industry Annual ESG award in November 2022.

The award assesses the calibre of social engagement in terms of both procedures and real-world success. The award is in acknowledgement of the "Miraflores Somos Todos" (We are all Miraflores) program, created by Los Cerros and co-led with the community to deliver alternative income plus entrepreneurial and assistance programs in the local area.

Los Cerros does not believe it is appropriate to invest in major community capital projects before a decision to mine an asset is made, but in recognition of the need to support local communities (in addition to employment), it has backed a number of community programs. Central to that has been supporting development of sustainable businesses in the local area that draw people away from the sometimes dangerous and environmentally damaging practice of informal mining.

Amongst other entrepreneurial programs, the Group has supported the foundation and growth of a local plantain chip business (Quinchips) and more recently has supported the development of a coffee bean export business to Australia from the Quinchia region. These projects help to build entrepreneurial skills, self-sustaining businesses, broaden employment opportunities and demonstrate that other businesses can exist along-side mining activities.

The Group is also financed 19 scholarships during the year and other education projects focussed on developing the potential of people in the Quinchia and Andes regions.

Our main environmental focus is on the prompt rehabilitation of drilling sites.



*Photo Left: Mayor of Quinchia (July 2022) presenting an award to Los Cerros' MD acknowledging the welcome and important role Los Cerros has in the local economy and community. Photo Right: The Company works with local coffee growers to export green beans for sale in Australia thus making the local coffee farming community stronger.*

### **Papua New Guinea**

The Company carries its same beliefs and objectives into Papua New Guinea but tailored to local dynamics and cultural sensitivities. The early-stage nature of the PNG projects has meant that the initial focus has been on good relationships with local people, meeting our promises to them including local engagement, completing the exploration work promised and ensuring that our activities makes the minimal possible impact on the environment.



*Photo Left: The Company's Kusi exploration camp (PNG) buys much of its food from local farmers. Photo Right: The Company has invested in training people from the local villages to join the exploration team.*

The following summarises some of the Company's **Colombian** activities and achievements with respect to the Company's ESG framework in 2022.



**EMPLOY LOCAL  
ENGAGE LOCAL**

- 95% Colombian team (40 people)
- 58% local community
- 38% female



**BE OPEN AND  
TRANSPARENT**

- 75 community briefings, 1,450 attendees
- Feedback and complaints process
- External reviews



**TRAIN LOCALS**

- 147 attendees at 11 sessions
- 14 scholarships



**MINIMISE OUR  
FOOTPRINT**

- 16 platforms built. 13 rehabilitated
- Dedicated environmental team



**LOOK AFTER  
OUR EMPLOYEES**

- 238k hours worked, 0.57 LTIFR



**MODEL  
BEHAVIOUR**

- 24 infrastructure projects across 17 communities

Some of the ESG facts and figures with respect to **Papua New Guinea** at year end are set out below: -

- 44 employees of which 75% were local community and 2% female.
- 13,000 hours were worked with zero loss time injuries.
- 33 training sessions for staff were completed.
- There were 3 community briefings and approximately 300 people attended.

**Jason Stirbinskis**  
**Managing Director**

### **FORWARD LOOKING STATEMENTS**

This document contains forward looking statements concerning Los Cerros. Forward-looking statements are not statements of historical fact and actual events and results may differ materially from those described in the forward-looking statements as a result of a variety of risks, uncertainties and other factors. Forward-looking statements are inherently subject to business, economic, competitive, political and social uncertainties and contingencies. Many factors could cause the Company's actual results to differ materially from those expressed or implied in any forward-looking information provided by the Company, or on behalf of the Company. Such factors include, among other things, risks relating to additional funding requirements, metal prices, exploration, development and operating risks, competition, production risks, regulatory restrictions, including environmental regulation and liability and potential title disputes. Forward looking statements in this document are based on Los Cerros' beliefs, opinions and estimates of Los Cerros as of the dates the forward-looking statements are made, and no obligation is assumed to update forward looking statements if these beliefs, opinions and estimates should change or to reflect other future developments. Although management believes that the assumptions made by the Company and the expectations represented by such information are reasonable, there can be no assurance that the forward-looking information will prove to be accurate. Forward-looking information involves known and unknown risks, uncertainties, and other factors which may cause the actual results, performance or achievements of the Company to be materially different from any anticipated future results, performance or achievements expressed or implied by such forward-looking information. Such factors include, among others, the actual market price of gold, the actual results of future exploration, changes in project parameters as plans continue to be evaluated, as well as those factors disclosed in the Company's publicly filed documents. Readers should not place undue reliance on forward-looking information. The Company does not undertake to update any forward-looking information, except in accordance with applicable securities laws. No representation, warranty or undertaking, express or implied, is given or made by the Company that the occurrence of the events expressed or implied in any forward-looking statements in this presentation will actually occur.

### **COMPETENT PERSON'S STATEMENTS**

The technical information related to Los Cerros' PNG assets contained in this report that relates to Exploration Results is based on information compiled by Mr. John Dobe, who is a Member of the Australasian Institute of Mining and Metallurgy and who is a Geologist employed by Los Cerros on a full-time basis. Mr. Dobe has sufficient experience which is relevant to the style of mineralisation and type of deposit under consideration, and to the activity which he is undertaking, to qualify as a Competent Person as defined in the 2012 Edition of the 'Australasian Code for Reporting of Exploration Results, Mineral Resources and Ore Reserves'. Mr. Dobe consents to the inclusion in the release of the matters based on the information he has compiled in the form and context in which it appears.

The technical information related to Los Cerros' Colombian assets contained in this report that relates to Exploration Results is based on information compiled by Mr. Cesar Garcia, who is a Member of the Australasian Institute of Mining and Metallurgy and who is a Geologist employed by Los Cerros on a full-time basis. Mr. Garcia has sufficient experience which is relevant to the style of mineralisation and type of deposit under consideration, and to the activity which he is undertaking, to qualify as a Competent Person as defined in the 2012 Edition of the 'Australasian Code for Reporting of Exploration Results, Mineral Resources and Ore Reserves'. Mr. Garcia consents to the inclusion in the release of the matters based on the information he has compiled in the form and context in which it appears.

The Directors present their report, together with the financial statements, on the Company (referred to hereafter as the 'consolidated entity', 'Consolidated Group' or the 'Group') consisting of Los Cerros Limited (referred to hereafter as 'Los Cerros' or the 'Company' or 'parent entity') and the entities it controlled at the end of, or during, the year ended 31 December 2022 ('the financial year').

## **Directors**

The following persons were Directors of Los Cerros Limited during the whole of the financial year and up to the date of this report:

Ross Ashton	Non-Executive Chairman
Jason Stirbinskis	Managing Director
Kevin Wilson	Non-Executive Director

## **Principal Activities and Significant Changes in the Nature of Events**

**Los Cerros Limited (ASX: LCL) (Los Cerros or the Company)** is a gold/copper and nickel explorer with a dominant position within the Quinchia region of the mid-Cauca Gold Belt of Colombia and Papua New Guinea, jurisdictions which hosts many major discoveries.

The Company's focus during the financial year was predominantly mineral exploration on the assets held in the Quinchía Project. A review of the operations of the Group during the financial year and the results of those operations are set out in the Review of Operations on pages 21 to 22 of this report. During the year, the Company acquired mining tenements in Papua New Guinea as part of a planned diversification and significantly reduced exploration activities in Colombia. Aside from these changes, there were no other significant changes in the business of the Company during the year.

## **Dividends**

There were no dividends paid, recommended, or declared, during the current or previous financial years.

## **Review of Operations**

The loss for the Company, after providing for income tax, amounted to \$10,887,640 (2021: \$5,306,345). Cash and cash equivalents at the end of the year were \$8,400,438 (2021: \$19,252,206). Net assets for the Company decreased from \$44,832,156 at 31 December 2021 to \$35,828,168 at 31 December 2022.

The loss includes \$6,704,335 impairment of exploration expenditure for the Andes region at year end.

On 22 March 2022 the Company announced a Maiden Mineral Resource Estimate (MRE) (Inferred) of 1.3Moz of gold at Tesorito and combined Quinchia Project Mineral Resources of 2.6Moz

On 9 May 2022 the Company announced Miraflores type breccias intersected 500m deeper than historical drilling.

On 28 June 2022 the Company announced a Quinchia Project Update.

On 7 July 2022 the Company announced metallurgical results for Tesorito.

On 21 July 2022 the Company announced Tesorito infill drilling had delivered more high-grade gold intercepts including 28m @3.34 g/t Au.

On 29 August 2022 the Company announced that Quinchia pre-PEA studies had been commissioned.

On 27 September 2022 the Company announced assays from a deep Miraflores drill hole including 1.7m @ 26.6 g/t Au.

On 8 November 2022 the Company announced high grade gold at surface at Dosquebradas including a trench result of 146.6m @1.82g/t Au.

On 11 November 2022 the Company announced that it had won the Colombian mining award for ESG management for its social engagement in Colombia.

Following a search for projects to diversify the Company's operations, on 25 November the Company announced the acquisition of 100% of Footprint Resources Pty Ltd and its 100% owned projects in Papua New Guinea in exchange for the issue of 65,064,886 shares and \$350,000 cash. 80% of the shares issued are held in voluntary escrow until 22 November 2023. Vendors and experienced geologists Messrs John Dobe and Glenn Twomey also became employees of the Company.

### **Significant Changes in the State of Affairs**

During the year the Company significantly diversified its exploration activities by completing a transaction to buy Footprint Resources Pty Ltd including its 100% owned exploration projects in Papua New Guinea.

Increased political uncertainty with a new government in Colombia has resulted in the Company reducing exploration expenditures in Colombia.

There were no other significant changes in the state of affairs of the Company during the financial year.

### **Matters Subsequent to the End of the Financial Year**

On 22 February 2023 the Company launched a Rights Issue to raise up to \$4.3 million from shareholders. The Issue closed on 20 March 2023 and on 24 March 2023 the Company announced it had raised \$2.2 million.

No other matter or circumstance has arisen since 31 December 2022 that has significantly affected or may significantly affect, the Company's operations, the results of those operations, or the Company's state of affairs in future financial years.

### **Likely Developments and Expected Results of Operations**

The Group's objective is to continue to explore for gold, copper and nickel and develop its assets in Papua New Guinea and Colombia.

### **Environmental Regulation**

The Company is not subject to any significant environmental regulation under Australian Commonwealth or State law. The Group is subject to environmental regulations in Papua New Guinea and Colombia where it operates. The Directors are not aware of any material breaches of the legislation during the year.

### **Information on Directors**

Name:	Ross Ashton
Title:	Non-Executive Chairman
Qualifications:	BSc
Experience and Expertise:	Mr Ashton has over 50 years' experience as a geologist specialising in mineral exploration and development internationally. He was founding Managing Director of Red Back Mining Limited, a company subsequently acquired by Kinross Gold Corporation for US\$7.2 billion in 2010. He was also a director of TSX/ASX listed PMI Gold Ltd and ASX listed Brockman Resources Ltd. Both companies were involved in corporate transactions following the discovery of significant mineral resources.
Other Current Directorships:	-
Former Directorships (Last 3 Years):	-
Interests in Shares:	11,791,529 ordinary shares

Interests in Options:	2,000,000 unquoted options (exercise price of \$0.135 expiring 30 September 2024) 625,000 unquoted options (exercise price of \$0.32 expiring 1 July 2023)
Interests in Rights:	2,320,000 performance rights

Name:	Kevin Wilson
Title:	Non-Executive Director
Qualifications:	BSc, MBA
Experience and Expertise:	Mr Wilson has over 30 years' experience in the minerals and finance industries. He was the Managing Director of Rey Resources Limited, an Australian energy exploration company, from 2008 to 2016 and the Managing Director of Leviathan Resources Limited, a Victorian gold mining company, from its initial public offering in 2005 through to its sale in 2006. He has prior experience as a geologist with the Anglo American group in Africa and North America and as a stockbroking analyst and investment banker with CS First Boston and Merrill Lynch in Australia and USA. Mr Wilson is currently also Non-Executive Chairman of Navarre Minerals Limited and Non-Executive Director of Solis Minerals Ltd.
Other Current Directorships:	Non-Executive Chairman - Navarre Minerals Limited (ASX: NML) Director - Solis Minerals Ltd (ASX: SLM; TSXV: SLMN; FSE: 08W; and OTC: WMRSF)
Former Directorships (Last 3 Years):	Non-Executive Chairman - Investigator Resources Limited (ASX: IVR) (September 2017 to December 2021)
Interests in Shares:	6,232,649 ordinary shares
Interests in Options:	2,000,000 unquoted options (exercise price of \$0.135 expiring 30 September 2024)
Interests in Rights:	1,540,000 performance rights

Name:	Jason Stirbinskis
Title:	Managing Director
Qualifications:	BSc, MBA
Experience and Expertise:	Originally a geologist, Mr Stirbinskis is a corporate executive with over 15 years' experience leading both private and public companies in the mining and mining services space. He is experienced across a number of commodities including gold, zinc, lead, copper, and nickel and has managed projects ranging from greenfield to DFS/Development in West Africa, Scandinavia, Australia, Central Asia and most recently Colombia. He is well networked across international and Australian capital markets and skilled in leading multidisciplinary, international teams.
Other Current Directorships:	-
Former Directorships (Last 3 Years):	Non-Executive Director - Mount Burgess Mining NL (August 2016 to July 2019).
Interests in Shares:	3,100,001 ordinary shares
Interests in Options:	6,000,000 unquoted options (exercise price of \$0.135 expiring 30 September 2024) 1,875,000 unquoted options (exercise price of \$0.32 expiring 1 July 2023)
Interests in Rights:	16,300,000 performance rights

'Other current directorships' quoted above are current directorships for listed entities only and excludes directorships of all other types of entities, unless otherwise stated.

'Former directorships (last 3 years)' quoted above are directorships held in the last 3 years for listed entities only and excludes directorships of all other types of entities, unless otherwise stated.

### **Chief Financial Officer (CFO) and Company Secretary**

Michael Allen was appointed CFO and Company Secretary on 9 November 2021. Michael is a Fellow of the Institute of Chartered Accountants with over 30 years' experience primarily in the resources sector. After spending over 10 years with one of the major worldwide accounting firms, Michael has held senior management positions with Resolute Mining, AngloGold Ashanti and Anglo American across exploration, development and producing gold projects. Michael has worked also as CFO and Company Secretary of ASX listed companies including Dragon Mining and PMI Gold.

### **Meetings of Directors**

The number of meetings of the Company's Board of Directors ('the Board') held during the year ended 31 December 2022, and the number of meetings attended by each Director were:

	Full Board	
	Attended	Held
Kevin Wilson	8	8
Jason Stirbinskis	8	8
Ross Ashton	8	8

Held: represents the number of meetings held during the time the Director held office. The Board fulfilled the functions of the Audit and Risk Committee during the year.

## **Remuneration Report (Audited)**

The remuneration report details the key management personnel remuneration arrangements for the Company, in accordance with the requirements of the *Corporations Act 2001* and its Regulations.

Key management personnel are those persons having authority and responsibility for planning, directing and controlling the activities of the entity, directly or indirectly, including all directors.

The remuneration report is set out under the following main headings:

- Principles used to determine the nature and amount of remuneration;
- Details of remuneration;
- Service agreements;
- Share-based compensation; and
- Additional disclosures relating to key management personnel.

### ***Principles Used to Determine the Nature and Amount of Remuneration***

The objective of the Company's executive reward framework is to ensure reward for performance is competitive and appropriate for the results delivered. The framework aligns executive reward with the achievement of strategic objectives and the creation of value for shareholders, and it is considered to conform to market best practice for the delivery of reward. The Board ensures that executive reward satisfies the following key criteria for good reward governance practices:

- competitiveness and reasonableness;
- acceptability to shareholders;
- performance linkage / alignment of executive compensation; and
- transparency.

The Board, in the absence of a Nomination and Remuneration Committee, is responsible for determining and reviewing remuneration arrangements for its directors and executives. The performance of the Company depends on the quality of its directors and executives. The remuneration philosophy is to attract, motivate and retain high performance and high quality personnel.

The Board has structured an executive remuneration framework that is market competitive and complementary to the reward strategy of the Company.

The reward framework is designed to align executive reward to shareholders' interests. The Board have considered that it should seek to enhance shareholders' interests by:

- focusing on sustained growth in shareholder wealth, consisting of growth in share price, and delivering constant or increasing return on assets as well as focusing the executive on key non-financial drivers of value; and
- attracting and retaining high calibre executives.

Additionally, the reward framework should seek to enhance executives' interests by:

- rewarding capability and experience;
- reflecting competitive reward for contribution to growth in shareholder wealth; and
- providing a clear structure for earning rewards.

In accordance with best practice corporate governance, the structure of non-executive director and executive director remuneration is separate.

### ***Non-Executive Directors Remuneration***

Fees and payments to non-executive directors reflect the demands and responsibilities of their role. Non-executive directors' fees and payments are reviewed annually by the Board. The Board may, from time to time, receive advice from independent remuneration consultants to ensure non-executive directors' fees and payments are appropriate and in line with the market. The chairman's fees are determined independently to the fees of other non-executive directors based on comparative roles in the external market. The chairman is not present at any discussions relating to the determination of his own remuneration.

*Principles Used to Determine the Nature and Amount of Remuneration (Cont.)*

*Non-Executive Directors Remuneration (Cont.)*

ASX listing rules require the aggregate non-executive directors' remuneration be determined periodically by a general meeting. The most recent determination was at the Annual General Meeting held on 31 May 2012, where the shareholders approved a maximum annual aggregate remuneration of \$600,000.

*Executive Remuneration*

The Company aims to reward executives based on their position and responsibility, with a level and mix of remuneration which has both fixed and variable components.

The executive remuneration and reward framework has four components:

- base pay and non-monetary benefits;
- short-term performance incentives;
- share-based payments; and
- other remuneration such as superannuation and long service leave.

The combination of these comprises the executive's total remuneration.

Fixed remuneration, consisting of base salary, superannuation and non-monetary benefits, are reviewed annually by the Board based on individual and business unit performance, the overall performance of the Company and comparable market remunerations.

Executives may receive their fixed remuneration in the form of cash or other fringe benefits (for example motor vehicle benefits) where it does not create any additional costs to the Company and provides additional value to the executive.

The short-term incentives ('STI') program is designed to align the targets of the business units with the performance hurdles of executives. STI payments are granted to executives based on specific annual targets and key performance indicators ('KPIs') being achieved. KPIs may include profit contribution, leadership contribution and project milestones.

Jason Stirbinskis did not meet any STI performance hurdles during 2022.

The long-term incentives ('LTI') include long service leave and share-based payments. Shares are awarded to executives over a period of four years based on long-term incentive measures. These include increase in shareholders' value and project milestones. The Board reviewed the long-term equity-linked performance incentives specifically for executives during the year ended 31 December 2022.

*Consolidated Entity Performance and Link to Remuneration*

Remuneration for certain individuals is directly linked to the performance of the Company. A portion of cash bonus and incentive payments are dependent on defined exploration or corporate objectives being met. The remaining portion of the cash bonus and incentive payments are at the discretion of the Board.

The Board is of the opinion that improved results can be attributed in part to the adoption of performance-based compensation and is satisfied that performance-based compensation can increase shareholder wealth if maintained over the coming years.

*Voting and Comments Made at the Company's 31 May 2022 Annual General Meeting ('AGM')*

At the AGM held on 31 May 2022, the shareholders of the Company approved the adoption of the remuneration report for the year ended 31 December 2021. The Company did not receive any specific feedback at the AGM regarding its remuneration practices.

*Details of Remuneration*

*Amounts of Remuneration*

Details of the remuneration of key management personnel of the Company are set out in the following tables:

	Short-term benefits			Post-employment benefits	Long-term benefits	Share-based payments	Total \$
	Cash salary and fees	Cash bonus	Annual Leave	Super-annuation	Long service leave	Equity-settled	
	\$	\$	\$	\$	\$	\$	
<b>2022</b>							
<i>Non-Executive Directors:</i>							
Ross Ashton	56,752	-	-	8,247	-	85,066	150,065
Kevin Wilson	43,626	-	-	6,374	-	56,466	106,466
<i>Executive Directors:</i>							
Jason Stirbinskis	320,000	-	23,066	15,288	19,852	316,908	695,114
<i>Other Key Management Personnel:</i>							
Michael Allen	250,000	-	527	25,146	2,737	34,317	312,727
	<u>670,378</u>	<u>-</u>	<u>23,593</u>	<u>55,055</u>	<u>22,589</u>	<u>492,757</u>	<u>1,264,372</u>

	Short-term benefits			Post-employment benefits	Long-term benefits	Share-based payments	Total \$
	Cash salary and fees	Cash bonus	Annual Leave	Super-annuation	Long service leave	Equity-settled	
	\$	\$	\$	\$	\$	\$	
<b>2021</b>							
<i>Non-Executive Directors:</i>							
Ross Ashton (i)	-	-	-	24,575	-	232,089	256,664
Kevin Wilson (ii)	-	-	-	18,904	-	169,951	188,855
<i>Executive Directors:</i>							
Jason Stirbinskis (iii)	282,500	75,000	-	35,062	-	617,753	1,010,315
<i>Other Key Management Personnel:</i>							
Michael Allen	41,667	-	-	4,167	-	5,697	51,531
Blair Snowball	131,100	-	-	-	-	102,000	233,100
	<u>455,267</u>	<u>75,000</u>	<u>-</u>	<u>82,708</u>	<u>-</u>	<u>1,127,490</u>	<u>1,740,465</u>

(i) Ross Ashton's superannuation for 2021 included \$24,575 which was accrued as at 31 December 2021.

(ii) Kevin Wilson's superannuation for 2021 included \$18,904 which was accrued as at 31 December 2021.

(iii) Jason Stirbinskis' remuneration for 2021 included \$35,750 which was accrued as at 31 December 2021.

***Details of Remuneration (Cont.)***

The proportion of remuneration linked to performance and the fixed proportion are as follows:

Name	Fixed Remuneration		At Risk - STI		At Risk - LTI	
	2022	2021	2022	2021	2022	2021
<i>Non-Executive Directors:</i>						
Ross Ashton	43%	28%	-	-	57%	72%
Kevin Wilson	47%	35%	-	-	53%	65%
<i>Executive Directors:</i>						
Jason Stirbinskis	54%	34%	-	8%	46%	58%
<i>Other Key Management Personnel:</i>						
Michael Allen	89%	89%	-	-	11%	11%
Blair Snowball	n/a	56%	n/a	-	n/a	44%

***Service Agreements***

Details of agreements with key management personnel are as follows:

Name:	Ross Ashton
Title:	Non-Executive Director (to 28 November 2019); Non-Executive Chairman (from 28 November 2019)
Details:	No written contract
Name:	Kevin Wilson
Title:	Executive Chairman (to 16 August 2019); Non-Executive Chairman (from 16 August 2019) and Non-Executive Director (from 28 November 2019)
Details:	No written contract
Name:	Jason Stirbinskis
Title:	Managing Director (appointed 16 August 2019)
Details:	Written contract (3 months' notice)
Name:	Michael Allen
Title:	Chief Financial Officer and Company Secretary (appointed 9 November 2021)
Details:	Written contract (1 month's notice)
Name:	Blair Snowball
Title:	Chief Financial Officer (appointed 19 November 2020, resigned 9 November 2021)
Details:	Written contract (1 month's notice)

Key management personnel have no entitlement to termination payments in the event of removal for misconduct.

**Share-Based Compensation**

*Issue of Performance Rights*

Name	Performance Hurdle	Number of Performance Rights Granted	Grant Date	Expiry Date	VWAP Share Price Hurdle for Vesting	Fair Value at Grant Date per Performance Right	Total Fair Value at Grant Date
Jason Stirbinskis <sup>1</sup>	Tranche 1	2,325,000	12/12/2022	31/12/2024	\$0.06	\$0.0267	\$62,078
	Tranche 2	2,325,000	12/12/2022	31/12/2025	\$0.08	\$0.0306	\$71,145
	Tranche 3	2,325,000	12/12/2022	31/12/2026	\$0.10	\$0.0332	\$77,190
	Tranche 4	2,325,000	12/12/2022	31/12/2026	na	\$0.0460	\$106,950
Michael Allen <sup>2</sup>	Tranche 1	1,100,000	30/12/2022	31/12/2024	\$0.06	\$0.0399	\$43,890
	Tranche 2	1,100,000	30/12/2022	31/12/2025	\$0.08	\$0.0420	\$46,200
	Tranche 3	1,100,000	30/12/2022	31/12/2026	\$0.10	\$0.0440	\$48,400

<sup>1</sup> The performance rights granted to Mr Stirbinskis on 12 December 2022 were subject to the following vesting conditions:

- Tranche 1: 2,325,000 performance rights vesting upon the achievement of the Company's shares trading on ASX at a 60-day VWAP of not less than \$0.06 on or before 31 December 2023 or if, whichever is the greater, the Company achieving a closing share price that is 105% of the Company's closing share price on the date that a shareholders' resolution approving the issue of the Performance Rights is passed.
- Tranche 2: 2,325,000 performance rights vesting upon the achievement of the Company's shares trading on ASX at a 60-day VWAP of not less than \$0.08 on or before 31 December 2024 or if, whichever is the greater, the Company achieving a closing share price that is 105% of the Company's closing share price on the date that a shareholders' resolution approving the issue of the Performance Rights is passed.
- Tranche 3: 2,325,000 performance rights vesting upon the achievement of the Company's shares trading on ASX at a 60-day VWAP of not less than \$0.10 on or before 31 December 2025 or if, whichever is the greater, the Company achieving a closing share price that is 105% of the Company's closing share price on the date that a shareholders' resolution approving the issue of the Performance Rights is passed.
- Tranche 4: 2,325,000 performance rights vesting upon the announcement by the Company of a JORC 2012 Resource of an aggregate of at least 1.5 million ounces of gold equivalent at a cut-off grade of not less than 3 grammes per tonne of gold equivalent on or before 31 December 2025.

The total value of the performance rights granted to Mr Stirbinskis was \$317,363. This value will be recognised progressively over the period from 12 December 2022 until the above expiry dates, unless the performance rights vest. During the 2022 financial year, \$6,190 was expensed. As at 31 December 2022, the Board assessed that the probability to achieve the performance hurdles for tranche 4 as unlikely therefore in accordance with AASB 2, an expense has not been recognised for tranche 4 performance rights.

<sup>2</sup> The performance rights granted to Mr Allen on 30 December 2022 were subject to the following vesting conditions:

- Tranche 1: 1,100,000 performance rights vesting upon the achievement of the Company's shares trading on ASX at a 60-day VWAP of not less than \$0.06 on or before 31 December 2023.
- Tranche 2: 1,100,000 performance rights vesting upon the achievement of the Company's shares trading on ASX at a 60-day VWAP of not less than \$0.25 on or before 31 December 2024.
- Tranche 2: 1,100,000 performance rights vesting upon the achievement of the Company's shares trading on ASX at a 60-day VWAP of not less than \$0.25 on or before 31 December 2025.

The total value of the performance rights granted to Mr Allen was \$138,490. This value will be recognised progressively over the period from 30 December 2022 until the above expiry dates unless the performance rights vest. During the 2022 financial year, \$227 was expensed.

Performance rights carry no dividend or voting rights.

***Additional Disclosures Relating to Key Management Personnel***

*Shareholding*

The number of shares in the Company held during the financial year by each Director and other members of key management personnel of the Company, including their personally related parties, is set out below:

<i>Ordinary Shares</i>	Balance at the Start of the Year	Acquired on Exercise of Options or Performance Rights	Other Acquisitions	Disposals / Other	Balance at the End of the Year
Directors:					
Ross Ashton	10,854,029	937,500	-	-	11,791,529
Kevin Wilson	4,982,649	1,250,000	-	-	6,232,649
Jason Stirbinskis	2,875,001	225,000	-	-	3,100,001
Other Key Management Personnel:					
Michael Allen	-	-	-	-	-
	<u>18,711,679</u>	<u>2,412,500</u>	<u>-</u>	<u>-</u>	<u>21,124,179</u>

*Options Over Ordinary Shares*

The number of options over ordinary shares in the Company held during the financial year by each Director and other members of key management personnel of the Company, including their personally related parties, is set out below:

<i>Options Over Ordinary Shares</i>	Balance at the Start of the Year	Acquired	Exercised	Expired	Balance at the End of the Year
Directors:					
Ross Ashton	3,562,500	-	(937,500) <sup>1</sup>	-	2,625,000
Kevin Wilson	3,250,000	-	(1,250,000) <sup>2</sup>	-	2,000,000
Jason Stirbinskis	8,100,000	-	(225,000) <sup>3</sup>	-	7,875,000
Other Key Management Personnel:					
Michael Allen	-	-	-	-	-
	<u>14,912,500</u>	<u>-</u>	<u>(2,412,500)</u>	<u>-</u>	<u>12,500,000</u>

<sup>1</sup>937,500 options were exercised for \$0.10.

<sup>2</sup>625,000 options were exercised for \$0.10 and 625,000 options were exercised for \$0.02.

<sup>3</sup>225,000 options were exercised for \$0.02.

At year-end, all of the above options had vested and were exercisable.

*Performance Rights Holding*

The number of performance rights over ordinary shares in the Company held during the financial year by each Director and other members of key management personnel of the Company, including their personally related parties, is set out below:

<i>Performance Rights Over Ordinary Shares</i>	Balance at the Start of the Year	Received as Part of Remuneration	Exercised	Expired / Forfeited	Balance at the End of the Year
Directors:					
Ross Ashton	2,320,000 <sup>1</sup>	-	-	-	2,320,000
Kevin Wilson	1,540,000 <sup>1</sup>	-	-	-	1,540,000
Jason Stirbinskis	7,000,000 <sup>1</sup>	9,300,000 <sup>2</sup>	-	-	16,300,000
Other Key Management Personnel:					
Michael Allen	1,540,000 <sup>1</sup>	3,300,000 <sup>3</sup>	-	-	4,840,000
	<u>12,400,000</u>	<u>12,600,000</u>	<u>-</u>	<u>-</u>	<u>25,000,000</u>

<sup>1</sup>The performance rights will vest on or before 31 December 2024 if the vesting criteria are met.

<sup>2</sup>The performance rights will vest on or before 31 December 2023 (tranche 1: 2,325,000 options), 31 December 2024 (tranche 2: 2,325,000 options), 31 December 2025 (tranche 3: 2,325,000 options and tranche 4: 2,325,000 options) if the vesting criteria are met.

<sup>3</sup>The performance rights will vest on or before 31 December 2023 (tranche 1: 1,100,000 options), 31 December 2024 (tranche 2: 1,100,000 options), 31 December 2025 (tranche 3: 1,100,000 options) if the vesting criteria are met.

No performance rights were vested and exercisable at year-end.

#### *Loans from Key Management Personnel*

There were no loans from key management personnel during the financial year.

During the previous financial year, the Group had no loans from key management personnel except for an unsecured loan previously made by Kevin Wilson to the Company in prior financial years. The balance of the loan plus interest (calculated at a rate of 9.0% per annum) was repaid to Mr Wilson on 31 March 2021, thereby extinguishing the loan.

**This concludes the remuneration report, which has been audited.**

## Options and Rights Over Equity Instruments

### *Unlisted Options (Vested)*

At the date of this report, unissued ordinary shares of the Company under option (with an exercise price) are:

Grant date	Expiry date	Exercise price	Number under option
19/08/2019	1/07/ 2023	\$0.3200	5,546,875
19/08/2019	31/08/2023	\$0.3200	656,250
19/08/2019	15/11/2023	\$0.3200	46,875
20/12/2019	30/09/ 2024	\$0.1350	10,000,000
23/11/2022	15/11/2026	\$0.0474	13,000,000
18/11/2022	29/11/2026	\$0.0500	25,000,000
			<u>54,250,000</u>

No person entitled to exercise the options had or has any right by virtue of the option to participate in any share issue of the Company or of any other body corporate.

There were no vested unlisted performance rights over equity instruments at the date of this report.

## Corporate Governance Statement

The current Corporate Governance Statement, as approved by the Board of Directors, is published on the Company website: [loscerros.com.au/site/about-us](http://loscerros.com.au/site/about-us)

## Indemnity and Insurance of Officers

The Company has indemnified the Directors and executives of the Company for costs incurred, in their capacity as a director or executive, for which they may be held personally liable, except where there is a lack of good faith.

During the financial year, the Company paid a premium in respect of a contract to insure the Directors and executives of the Company against a liability to the extent permitted by the *Corporations Act 2001*. The contract of insurance prohibits disclosure of the nature of the liability and the amount of the premium.

## Indemnity and Insurance of Auditor

The Company has not, during or since the end of the financial year, indemnified or agreed to indemnify the auditor of the Company or any related entity against a liability incurred by the auditor.

During the financial year, the Company has not paid a premium in respect of a contract to insure the auditor of the Company or any related entity.

## Proceedings on Behalf of the Company

No person has applied to the Court under section 237 of the *Corporations Act 2001* for leave to bring proceedings on behalf of the Company, or to intervene in any proceedings to which the Company is a party for the purpose of taking responsibility on behalf of the Company for all or part of those proceedings.

## Non-Audit Services

There were no non-audit services provided during the financial year by the auditor.

## Auditor's Independence Declaration


A copy of the auditor's independence declaration as required under section 307C of the *Corporations Act 2001* is set out immediately after this Directors' report.

**Auditor**

Grant Thornton Audit Pty Ltd continues in office in accordance with section 327 of the *Corporations Act 2001*.

This report is made in accordance with a resolution of Directors, pursuant to section 298(2)(a) of the *Corporations Act 2001*.

On behalf of the Directors



---

Ross Ashton  
Non-Executive Chairman

31 March 2023

---

**Grant Thornton Audit Pty Ltd**  
Level 43 Central Park  
152-158 St Georges Terrace  
Perth WA 6000

Correspondence:  
PO Box 7757  
Cloisters Square  
Perth WA 6850  
T +61 8 9480 2000

## Auditor's Independence Declaration

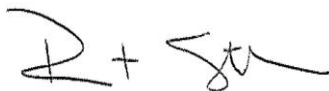
### To the Directors of Los Cerros Limited

In accordance with the requirements of section 307C of the *Corporations Act 2001*, as lead auditor for the audit of Los Cerros Limited for the year ended 31 December 2022, I declare that, to the best of my knowledge and belief, there have been:

- a no contraventions of the auditor independence requirements of the *Corporations Act 2001* in relation to the audit; and
- b no contraventions of any applicable code of professional conduct in relation to the audit.



GRANT THORNTON AUDIT PTY LTD  
Chartered Accountants



B P Steedman  
Partner – Audit & Assurance

Perth, 31 March 2023

[www.grantthornton.com.au](http://www.grantthornton.com.au)  
ACN-130 913 594

---

Grant Thornton Audit Pty Ltd ACN 130 913 594  
a subsidiary or related entity of Grant Thornton Australia Ltd ABN 41 127 556 389

'Grant Thornton' refers to the brand under which the Grant Thornton member firms provide assurance, tax and advisory services to their clients and/or refers to one or more member firms, as the context requires. Grant Thornton Australia Ltd is a member firm of Grant Thornton International Ltd (GTIL). GTIL and the member firms are not a worldwide partnership. GTIL and each member firm is a separate legal entity. Services are delivered by the member firms. GTIL does not provide services to clients. GTIL and its member firms are not agents of, and do not obligate one another and are not liable for one another's acts or omissions. In the Australian context only, the use of the term 'Grant Thornton' may refer to Grant Thornton Australia Limited ABN 41 127 556 389 and its Australian subsidiaries and related entities. GTIL is not an Australian related entity to Grant Thornton Australia Limited.

Liability limited by a scheme approved under Professional Standards Legislation.

For personal use only

**Los Cerros Limited**  
**Consolidated Statement of Profit or Loss**  
**and Other Comprehensive Income**  
**For the Year Ended 31 December 2022**



	Note	Consolidated 2022 \$	2021 \$
<b>Income</b>			
Interest income		182,571	4,980
Other income		17,982	-
Total income		<u>200,553</u>	<u>4,980</u>
<b>Expenses</b>			
Impairment of exploration expenditure	10	(6,704,335)	-
Share-based payment expense	16	(1,479,649)	(1,159,726)
Employee benefits expense		(900,940)	(553,252)
Impairment of non-current receivables		(550,257)	(960,147)
Exploration and evaluation expenditure		(270,591)	(749,073)
Impairment of property, plant and equipment		(218,719)	-
Finance costs		(10,133)	(1,321)
Depreciation and amortisation expense	9	(9,295)	(8,451)
Occupancy		(2,381)	(7,102)
Other expenses	4	(941,893)	(1,872,253)
Total expenses		<u>(11,088,193)</u>	<u>(5,311,325)</u>
<b>Loss Before Income Tax Expense</b>		(10,887,640)	(5,306,345)
Income tax expense	5	-	-
<b>Loss After Income Tax Expense for the Year Attributable to the Owners of Los Cerros Limited</b>		(10,887,640)	(5,306,345)
<b>Other Comprehensive Loss</b>			
<i>Items That May Be Reclassified Subsequently to Profit or Loss</i>			
Foreign currency translation		(2,961,685)	(1,898,378)
<b>Other Comprehensive Loss for the Year, Net of Tax</b>		(2,961,685)	(1,898,378)
<b>Total Comprehensive Loss for the Year Attributable to the Owners of Los Cerros Limited</b>		<u>(13,849,325)</u>	<u>(7,204,722)</u>
		<b>Cents per Share</b>	<b>Cents per Share</b>
Basic loss per share	26	(1.66)	(1.00)
Diluted loss per share	26	(1.66)	(1.00)

*The above consolidated statement of profit or loss and other comprehensive income should be read in conjunction with the accompanying notes*

**Los Cerros Limited**  
**Consolidated Statement of Financial Position**  
**As at 31 December 2022**



	Note	Consolidated 2022 \$	2021 \$
<b>Assets</b>			
<i>Current Assets</i>			
Cash and cash equivalents	6	8,400,438	19,252,206
Other receivables	7	155,384	49,028
Prepayments	8	292,462	84,706
<b>Total Current Assets</b>		8,848,284	19,385,940
<i>Non-Current Assets</i>			
Property, plant and equipment	9	705,604	1,109,299
Exploration and evaluation	10	26,992,530	25,143,398
<b>Total Non-Current Assets</b>		27,698,134	26,252,697
<b>Total Assets</b>		36,546,418	45,638,637
<b>Liabilities</b>			
<i>Current Liabilities</i>			
Trade and other payables	11	482,495	579,533
Provisions	12	197,105	210,886
<b>Total Current Liabilities</b>		679,600	790,419
<i>Non-Current Liabilities</i>			
Provisions	13	38,651	16,062
<b>Total Non-Current Liabilities</b>		38,651	16,062
<b>Total Liabilities</b>		718,251	806,481
<b>Net Assets</b>		35,828,168	44,832,156
<b>Equity</b>			
Issued capital	14	394,355,750	390,955,621
Reserves	17	(2,606,215)	(1,076,707)
Accumulated losses		(355,921,033)	(345,046,424)
<b>Equity Attributable to the Shareholders of Los Cerros Limited</b>		35,828,502	44,832,490
Non-controlling interests		(334)	(334)
<b>Total Equity</b>		35,828,168	44,832,156

The above consolidated statement of financial position should be read in conjunction with the accompanying notes

**Los Cerros Limited**  
**Consolidated Statement of Changes in Equity**  
**For the Year Ended 31 December 2022**



<b>Consolidated</b>	<b>Issued Capital</b> \$	<b>Share-Based Payments Reserves</b> \$	<b>Foreign Currency Translation Reserve</b> \$	<b>Accumulated Losses</b> \$	<b>Equity Attributable to the Shareholders of Los Cerros Limited</b> \$	<b>Non- Controlling Interests</b> \$	<b>Total Equity</b> \$
Balance at 1 January 2022	390,955,621	1,116,837	(2,193,544)	(345,046,424)	44,832,490	(334)	44,832,156
Loss after income tax expense for the year	-	-	-	(10,887,640)	(10,887,640)	-	(10,887,640)
Other comprehensive loss for the year, net of tax	-	-	(2,961,685)	-	(2,961,685)	-	(2,961,685)
Total comprehensive loss for the year	-	-	(2,961,685)	(10,887,640)	(13,849,325)	-	(13,849,325)
- Acquisition of Footprint Options exercised	2,342,336	-	-	(34,442)	2,307,894	-	2,307,894
Other Share-based payments expense	1,044,250	-	-	-	1,044,250	-	1,044,250
Reclassification of expired options and performance rights to retained earnings	-	1,479,649	-	-	1,479,649	-	1,479,649
Transaction costs	13,543	(47,472)	-	47,472	-	-	-
	13,543	-	-	-	13,543	-	13,543
<b>Balance at 31 December 2022</b>	<b>394,355,750</b>	<b>2,549,014</b>	<b>(5,155,229)</b>	<b>(355,921,033)</b>	<b>35,828,502</b>	<b>(334)</b>	<b>35,828,168</b>

<b>Consolidated</b>	<b>Issued Capital</b> \$	<b>Share-Based Payments Reserves</b> \$	<b>Foreign Currency Translation Reserve</b> \$	<b>Accumulated Losses</b> \$	<b>Equity Attributable to the Shareholders of Los Cerros Limited</b> \$	<b>Non- Controlling Interests</b> \$	<b>Total Equity</b> \$
Balance at 1 January 2021	367,424,798	2,093,637	952,988	(343,125,093)	27,346,330	-	27,346,330
Reclassification of historical realised foreign currency transactions	-	-	(1,248,154)	1,248,488	334	(334)	-
Loss after income tax expense for the year	-	-	-	(5,306,345)	(5,306,345)	-	(5,306,345)
Other comprehensive loss for the year, net of tax	-	-	(1,898,378)	-	(1,898,378)	-	(1,898,378)
Total comprehensive loss for the year	-	-	(1,898,378)	(5,306,345)	(7,204,723)	-	(7,204,723)
Shares issued during the period	20,573,697	-	-	-	20,573,697	-	20,573,697
Options exercised	4,218,458	-	-	-	4,218,458	-	4,218,458
Share-based payments expense	-	1,159,726	-	-	1,159,726	-	1,159,726
Reclassification of expired options and performance rights to retained earnings	-	(2,136,526)	-	2,136,526	-	-	-
Transaction costs	(1,261,332)	-	-	-	(1,261,332)	-	(1,261,332)
<b>Balance at 31 December 2021</b>	<b>390,955,621</b>	<b>1,116,837</b>	<b>(2,193,544)</b>	<b>(345,046,424)</b>	<b>44,832,490</b>	<b>(334)</b>	<b>44,832,156</b>

The above consolidated statement of changes in equity should be read in conjunction with the accompanying notes

**Los Cerros Limited**  
**Consolidated Statement of Cash Flows**  
**For the Year Ended 31 December 2022**



	Note	Consolidated	
		2022	2021
		\$	\$
<b>Cash Flows from Operating Activities</b>			
Payments to suppliers and employees		(2,522,140)	(2,817,535)
Payments for exploration and evaluation expenses		(270,591)	(749,073)
Interest received		106,451	4,980
Interest and other finance costs paid		(3,345)	(10,141)
Net Cash Used in Operating Activities	25	(2,689,625)	(3,571,769)
<b>Cash Flows from Investing Activities</b>			
Payments for plant and equipment		(85,855)	(260,267)
Payments for exploration and evaluation		(9,443,828)	(7,789,825)
Cash acquired with Footprint acquisition	28	33,297	-
Proceeds from sale of plant and equipment		-	13,905
Net Cash Used in Investing Activities		(9,324,676)	(8,036,187)
<b>Cash Flows from Financing Activities</b>			
Proceeds from issue of shares	14	-	20,220,000
Proceeds from exercise of options	14	1,044,250	4,218,458
Share issue transaction costs		13,543	(1,332,540)
Repayment of loans from related parties		-	(50,000)
Net Cash from Financing Activities		1,057,793	23,055,918
Net increase/(decrease) in cash and cash equivalents		(10,956,508)	11,447,962
Cash and cash equivalents at the beginning of the financial year		19,252,206	7,814,764
Effects of exchange rate changes on cash and cash equivalents		104,740	(10,520)
<b>Cash and Cash Equivalents at the End of the Financial Year</b>	6	<b>8,400,438</b>	<b>19,252,206</b>

*The above consolidated statement of cash flows should be read in conjunction with the accompanying notes*

## **Note 1. Significant Accounting Policies**

The principal accounting policies adopted in the preparation of the financial statements are set out below. These policies have been consistently applied to all the years presented, unless otherwise stated.

### **(a) New or Amended Accounting Standards and Interpretations Adopted**

The Company has adopted all of the new or amended Accounting Standards and Interpretations issued by the Australian Accounting Standards Board ('AASB') that are mandatory for the current reporting period.

The adoption of these Accounting Standards and Interpretations did not have any significant impact on the financial performance or position of the Company.

### **(b) New Accounting Standards and Interpretations Not Yet Mandatory or Early Adopted**

Australian Accounting Standards and Interpretations that have recently been issued or amended but are not yet mandatory, have not been early adopted by the Company for the annual reporting period ended 31 December 2022. The Company has not yet assessed the impact of these new or amended Accounting Standards and Interpretations.

### **(c) Going Concern**

The Consolidated Group incurred a net loss after tax of \$10,887,640 (2021: \$3,593,366). The Consolidated Group's net cash used in operations was \$2,689,625 during year ended 31 December 2022 (2021: \$3,571,769); its net cash used in investing activities was \$9,324,676 (2021: \$8,036,187).

The Company has a cash and cash equivalents balance of \$8,400,438 at 31 December 2022 (2021: \$19,252,206). The Group is in the process of an exploration program in Papua New Guinea and Colombia and the Directors intend to raise further capital to provide additional funds.

If additional capital is not obtained, material uncertainty exists on the ability to continue as a going concern, with the result that the Group may have to realise its assets and extinguish its liabilities, other than in the ordinary course of business and at amounts different from those stated in the financial report. No allowance for such circumstances has been made in the financial report.

### **(d) Basis of Preparation**

These general-purpose financial statements have been prepared in accordance with Australian Accounting Standards and Interpretations issued by the Australian Accounting Standards Board ('AASB') and the *Corporations Act 2001*, as appropriate for for-profit oriented entities. These financial statements also comply with International Financial Reporting Standards as issued by the International Accounting Standards Board ('IASB').

#### ***Historical Cost Convention***

The financial statements have been prepared under the historical cost convention, except for assets and liabilities that are required to be recorded at fair value.

#### ***Critical Accounting Estimates***

The preparation of the financial statements requires the use of certain critical accounting estimates. It also requires management to exercise its judgement in the process of applying the Company's accounting policies. The areas involving a higher degree of judgement or complexity, or areas where assumptions and estimates are significant to the financial statements, are disclosed in Note 2.

In accordance with the *Corporations Act 2001*, these financial statements present the results of the Company only. Supplementary information about the parent entity is disclosed in Note 29.

### **(e) Principles of Consolidation**

The consolidated financial statements incorporate the assets and liabilities of all subsidiaries of Los Cerros Limited ('Company' or 'parent entity') as at 31 December 2022 and the results of all subsidiaries for the year then ended. Los Cerros Limited and its subsidiaries together are referred to in these financial statements as the 'consolidated entity', 'Consolidated Group' or the 'Group'.

Subsidiaries are all those entities over which the Company has control. The Company controls an entity when the Company is exposed to, or has rights to, variable returns from its involvement with the entity and has the ability to affect those returns through its power to direct the activities of the entity. Subsidiaries are fully consolidated from the date on which control is transferred to the Company. They are de-consolidated from the date that control ceases.

Intercompany transactions, balances and unrealised gains on transactions between entities in the Company are eliminated. Unrealised losses are also eliminated unless the transaction provides evidence of the impairment of the asset transferred. Accounting policies of subsidiaries have been changed where necessary to ensure consistency with the policies adopted by the Company.

The acquisition of subsidiaries is accounted for using the acquisition method of accounting. A change in ownership interest, without the loss of control, is accounted for as an equity transaction, where the difference between the consideration transferred and the book value of the share of the non-controlling interest acquired is recognised directly in equity attributable to the parent.

Where the Company loses control over a subsidiary, it derecognises the assets including goodwill, liabilities and non-controlling interest in the subsidiary together with any cumulative translation differences recognised in equity. The Company recognises the fair value of the consideration received and the fair value of any investment retained together with any gain or loss in profit or loss.

### **(f) Operating Segments**

Operating segments are presented using the 'management approach', where the information presented is on the same basis as the internal reports provided to the Chief Operating Decision Makers ('CODM'). The CODM is responsible for the allocation of resources to operating segments and assessing their performance.

### **(g) Foreign Currency Translation**

The financial statements are presented in Australian dollars, which is Los Cerros Limited's functional and presentation currency.

#### ***Foreign Currency Transactions***

Foreign currency transactions are translated into Australian dollars using the exchange rates prevailing at the dates of the transactions. Foreign exchange gains and losses resulting from the settlement of such transactions and from the translation at financial year-end exchange rates of monetary assets and liabilities denominated in foreign currencies are recognised in profit or loss.

#### ***Foreign Operations***

The assets and liabilities of foreign operations are translated into Australian dollars using the exchange rates at the reporting date. The revenues and expenses of foreign operations are translated into Australian dollars using the average exchange rates, which approximate the rates at the dates of the transactions, for the period. All resulting foreign exchange differences are recognised in other comprehensive income through the foreign currency reserve in equity.

The foreign currency reserve is recognised in profit or loss when the foreign operation or net investment is disposed of.

#### **(h) Revenue Recognition**

The Company recognises revenue as follows:

##### ***Interest***

Interest revenue is recognised as interest accrues using the effective interest method. This is a method of calculating the amortised cost of a financial asset and allocating the interest income over the relevant period using the effective interest rate, which is the rate that exactly discounts estimated future cash receipts through the expected life of the financial asset to the net carrying amount of the financial asset.

##### **(i) Income Tax**

The income tax expense or benefit for the period is the tax payable on that period's taxable income based on the applicable income tax rate for each jurisdiction, adjusted by the changes in deferred tax assets and liabilities attributable to temporary differences, unused tax losses and the adjustment recognised for prior periods, where applicable.

Deferred tax assets and liabilities are recognised for temporary differences at the tax rates expected to be applied when the assets are recovered or liabilities are settled, based on those tax rates that are enacted or substantively enacted, except for:

- When the deferred income tax asset or liability arises from the initial recognition of goodwill or an asset or liability in a transaction that is not a business combination and that, at the time of the transaction, affects neither the accounting nor taxable profits; or
- When the taxable temporary difference is associated with interests in subsidiaries, associates or joint ventures, and the timing of the reversal can be controlled, and it is probable that the temporary difference will not reverse in the foreseeable future.

Deferred tax assets are recognised for deductible temporary differences and unused tax losses only if it is probable that future taxable amounts will be available to utilise those temporary differences and losses.

The carrying amount of recognised and unrecognised deferred tax assets are reviewed at each reporting date. Deferred tax assets recognised are reduced to the extent that it is no longer probable that future taxable profits will be available for the carrying amount to be recovered. Previously unrecognised deferred tax assets are recognised to the extent that it is probable that there are future taxable profits available to recover the asset.

Deferred tax assets and liabilities are offset only where there is a legally enforceable right to offset current tax assets against current tax liabilities and deferred tax assets against deferred tax liabilities; and they relate to the same taxable authority on either the same taxable entity or different taxable entities which intend to settle simultaneously.

##### **(j) Current and Non-Current Classification**

Assets and liabilities are presented in the statement of financial position based on current and non-current classification.

An asset is classified as current when: it is either expected to be realised or intended to be sold or consumed in the Company's normal operating cycle; it is held primarily for the purpose of trading; it is expected to be realised within 12 months after the reporting period; or the asset is cash or cash equivalent unless restricted from being exchanged or used to settle a liability for at least 12 months after the reporting period. All other assets are classified as non-current.

A liability is classified as current when: it is either expected to be settled in the Company's normal operating cycle; it is held primarily for the purpose of trading; it is due to be settled within 12 months after the reporting period; or there is no unconditional right to defer the settlement of the liability for at least 12 months after the reporting period. All other liabilities are classified as non-current.

Deferred tax assets and liabilities are always classified as non-current.

##### **(k) Cash and Cash Equivalents**

Cash and cash equivalents include cash on hand, deposits held at call with financial institutions, other short-term, highly liquid investments with original maturities of three months or less that are readily convertible to known amounts of cash and which are subject to an insignificant risk of changes in value.

### **(l) Trade and Other Receivables**

Other receivables are recognised at amortised cost, less any allowance for expected credit losses.

### **(m) Non-Current Assets or Disposal Groups Classified as Held for Sale**

Non-current assets and assets of disposal groups are classified as held for sale if their carrying amount will be recovered principally through a sale transaction rather than through continued use. They are measured at the lower of their carrying amount and fair value less costs of disposal. For non-current assets or assets of disposal groups to be classified as held for sale, they must be available for immediate sale in their present condition and their sale must be highly probable.

An impairment loss is recognised for any initial or subsequent write down of the non-current assets and assets of disposal groups to fair value less costs of disposal. A gain is recognised for any subsequent increases in fair value less costs of disposal of a non-current assets and assets of disposal groups, but not in excess of any cumulative impairment loss previously recognised.

Non-current assets are not depreciated or amortised while they are classified as held for sale. Interest and other expenses attributable to the liabilities of assets held for sale continue to be recognised.

Non-current assets classified as held for sale and the assets of disposal groups classified as held for sale are presented separately on the face of the statement of financial position, in current assets. The liabilities of disposal groups classified as held for sale are presented separately on the face of the statement of financial position, in current liabilities.

### **(n) Joint Ventures**

A joint venture is a joint arrangement whereby the parties that have joint control of the arrangement have rights to the net assets of the arrangement. Investments in joint ventures are accounted for using the equity method. Under the equity method, the share of the profits or losses of the joint venture is recognised in profit or loss and the share of the movements in equity is recognised in other comprehensive income. Investments in joint ventures are carried in the statement of financial position at cost plus post-acquisition changes in the Company's share of net assets of the joint venture. Goodwill relating to the joint venture is included in the carrying amount of the investment and is neither amortised nor individually tested for impairment. Income earned from joint venture entities reduce the carrying amount of the investment.

### **(o) Property, Plant and Equipment**

Plant and equipment are stated at historical cost less accumulated depreciation and impairment. Historical cost includes expenditure that is directly attributable to the acquisition of the items.

Depreciation is calculated on a straight-line basis to write off the net cost of each item of property, plant and equipment (excluding land) over their expected useful lives as follows:

Buildings	40 years
Leasehold improvements	3-10 years
Plant and equipment	3-7 years

The residual values, useful lives and depreciation methods are reviewed, and adjusted if appropriate, at each reporting date.

Leasehold improvements are depreciated over the unexpired period of the lease or the estimated useful life of the assets, whichever is shorter.

An item of property, plant and equipment is derecognised upon disposal or when there is no future economic benefit to the Company. Gains and losses between the carrying amount and the disposal proceeds are taken to profit or loss.

### **(p) Exploration and Evaluation Assets**

Exploration and evaluation expenditures in relation to each separate area of interest are recognised as an exploration and evaluation asset in the year in which they are incurred where the following conditions are satisfied:

- i. the rights to tenure of the area of interest are current; and
- ii. at least one of the following conditions is also met:
  - a. the exploration and evaluation expenditures are expected to be recouped through successful development and exploration of the area of interest, or alternatively, by its sale; or
  - b. exploration and evaluation activities in the area of interest have not at the reporting date reached a stage which permits a reasonable assessment of the existence or otherwise of economically recoverable reserves, and active and significant operations in, or in relation to, the area of interest is continuing.

Exploration and evaluation assets are initially measured at cost and include acquisition of rights to explore, studies, exploratory drilling, trenching and sampling and associated activities and an allocation of depreciation and amortised of assets used in exploration and evaluation activities. General and administrative costs are only included in the measurement of exploration and evaluation costs where they are related directly to operational activities in a particular area of interest.

Exploration and evaluation assets are assessed for impairment when facts and circumstances suggest that the carrying amount of an exploration and evaluation asset may exceed its recoverable amount. The recoverable amount of the exploration and evaluation asset (for the cash generating unit(s) to which it has been allocated being no larger than the relevant area of interest) is estimated to determine the extent of the impairment loss (if any). Where an impairment loss subsequently reverses, the carrying amount of the asset is increased to the revised estimate of its recoverable amount, but only to the extent that the increased carrying amount does not exceed the carrying amount that would have been determined had no impairment loss been recognised for the asset in previous years.

Where a decision has been made to proceed with development in respect of a particular area of interest, the relevant exploration and evaluation asset is tested for impairment and the balance is then reclassified to development.

### **(q) Impairment of Non-Financial Assets**

At each reporting date, the Group reviews the carrying amounts of its non-financial assets to determine whether there is any indication that those assets have suffered an impairment loss. This includes considering the requirements set out in AASB 6 *Exploration for and Evaluation of Mineral Resources* ('AASB 6') in respect of the capitalised exploration and development expenditure. If any such indication exists, the recoverable amount of the asset is estimated in order to determine the extent of the impairment loss (if any). Where the asset does not generate cash flows that are independent from other assets, the Group estimates the recoverable amount of the cash-generating unit to which the asset belongs.

Plant and equipment, and capitalised exploration and development expenditure, are assessed for impairment on a cash generating unit ('CGU') basis. A cash generating unit is the smallest grouping of assets that generates independent cash flows, and generally represents an individual project. Impairment losses recognised in respect of cash generating units are allocated to reduce the carrying amount of the assets in the unit on a pro-rata basis. If the recoverable amount of an asset (or cash-generating unit) is estimated to be less than its carrying amount, the carrying amount of the asset (cash-generating unit) is reduced to its recoverable amount. An impairment loss is recognised in profit or loss immediately, unless the relevant asset is carried at fair value, in which case the impairment loss is treated as a revaluation decrease.

Where an impairment loss subsequently reverses, the carrying amount of the asset (cash-generating unit) is increased to the revised estimate of its recoverable amount, but only to the extent that would have been determined had no impairment loss been recognised for the asset (cash-generating unit) in prior year. A reversal of an impairment loss is recognised in profit or loss immediately.

Impairment testing is performed annually for goodwill and intangible assets with indefinite lives.

### **(r) Trade and Other Payables**

These amounts represent liabilities for goods and services provided to the Company prior to the end of the financial year and which are unpaid. Due to their short-term nature they are measured at amortised cost and are not discounted. The amounts are unsecured and are usually paid within 30 days of recognition.

**(s) Borrowings**

Loans and borrowings are initially recognised at the fair value of the consideration received, net of transaction costs. They are subsequently measured at amortised cost using the effective interest method.

**(t) Finance Costs**

Finance costs attributable to qualifying assets are capitalised as part of the asset. All other finance costs are expensed in the period in which they are incurred.

**(u) Employee Benefits**

***Short-Term Employee Benefits***

Liabilities for wages and salaries, including non-monetary benefits, annual leave and long service leave expected to be settled wholly within 12 months of the reporting date are measured at the amounts expected to be paid when the liabilities are settled.

***Share-Based Payments***

Equity-settled and cash-settled share-based compensation benefits are provided to employees.

Equity-settled transactions are awards of shares, or options over shares that are provided to employees in exchange for the rendering of services. Cash-settled transactions are awards of cash for the exchange of services, where the amount of cash is determined by reference to the share price.

The cost of equity-settled transactions are measured at fair value on grant date. Fair value is independently determined using the most appropriate valuation technique that takes into account the exercise price, the term of the option, the impact of dilution, the share price at grant date and expected price volatility of the underlying share, the expected dividend yield and the risk free interest rate for the term of the option, together with non-vesting conditions that do not determine whether the Company receives the services that entitle the employees to receive payment. No account is taken of any other vesting conditions.

The cost of equity-settled transactions are recognised as an expense with a corresponding increase in equity over the vesting period. The cumulative charge to profit or loss is calculated based on the grant date fair value of the award, the best estimate of the number of awards that are likely to vest and the expired portion of the vesting period. The amount recognised in profit or loss for the period is the cumulative amount calculated at each reporting date less amounts already recognised in previous periods.

All changes in the liability are recognised in profit or loss. The ultimate cost of cash-settled transactions is the cash paid to settle the liability.

Market conditions are taken into consideration in determining fair value. Therefore, any awards subject to market conditions are considered to vest irrespective of whether that market condition has been met, provided all other conditions are satisfied.

If equity-settled awards are modified, as a minimum an expense is recognised as if the modification has not been made. An additional expense is recognised, over the remaining vesting period, for any modification that increases the total fair value of the share-based compensation benefit as at the date of modification.

If the non-vesting condition is within the control of the Company or employee, the failure to satisfy the condition is treated as a cancellation. If the condition is not within the control of the Company or employee and is not satisfied during the vesting period, any remaining expense for the award is recognised over the remaining vesting period, unless the award is forfeited.

If equity-settled awards are cancelled, it is treated as if it has vested on the date of cancellation, and any remaining expense is recognised immediately. If a new replacement award is substituted for the cancelled award, the cancelled and new award is treated as if they were a modification.

**(v) Fair Value Measurement**

When an asset or liability, financial or non-financial, is measured at fair value for recognition or disclosure purposes, the fair value is based on the price that would be received to sell an asset or paid to transfer a liability in an orderly transaction between market participants at the measurement date; and assumes that the transaction will take place either: in the principal market; or in the absence of a principal market, in the most advantageous market.

Fair value is measured using the assumptions that market participants would use when pricing the asset or liability, assuming they act in their economic best interests. For non-financial assets, the fair value measurement is based on its highest and best use. Valuation techniques that are appropriate in the circumstances and for which sufficient data are available to measure fair value, are used, maximising the use of relevant observable inputs and minimising the use of unobservable inputs.

**(w) Issued Capital**

Ordinary shares are classified as equity.

Incremental costs directly attributable to the issue of new shares or options are shown in equity as a deduction, net of tax, from the proceeds.

**(x) Business Combinations**

The acquisition method of accounting is used to account for business combinations regardless of whether equity instruments or other assets are acquired.

The consideration transferred is the sum of the acquisition-date fair values of the assets transferred, equity instruments issued, or liabilities incurred by the acquirer to former owners of the acquiree and the amount of any non-controlling interest in the acquiree. For each business combination, the non-controlling interest in the acquiree is measured at either fair value or at the proportionate share of the acquiree's identifiable net assets. All acquisition costs are expensed as incurred to profit or loss.

On the acquisition of a business, the Company assesses the financial assets acquired and liabilities assumed for appropriate classification and designation in accordance with the contractual terms, economic conditions, the Company's operating or accounting policies and other pertinent conditions in existence at the acquisition-date.

Where the business combination is achieved in stages, the Company remeasures its previously held equity interest in the acquiree at the acquisition-date fair value and the difference between the fair value and the previous carrying amount is recognised in profit or loss.

Contingent consideration to be transferred by the acquirer is recognised at the acquisition-date fair value. Subsequent changes in the fair value of the contingent consideration classified as an asset or liability is recognised in profit or loss. Contingent consideration classified as equity is not remeasured and its subsequent settlement is accounted for within equity.

The difference between the acquisition-date fair value of assets acquired, liabilities assumed and any non-controlling interest in the acquiree and the fair value of the consideration transferred and the fair value of any pre-existing investment in the acquiree is recognised as capitalised exploration costs. If the consideration transferred and the pre-existing fair value is less than the fair value of the identifiable net assets acquired, being a bargain purchase to the acquirer, the difference is recognised as a gain directly in profit or loss by the acquirer on the acquisition-date, but only after a reassessment of the identification and measurement of the net assets acquired, the non-controlling interest in the acquiree, if any, the consideration transferred and the acquirer's previously held equity interest in the acquirer.

Business combinations are initially accounted for on a provisional basis. The acquirer retrospectively adjusts the provisional amounts recognised and recognises additional assets or liabilities during the measurement period, based on new information obtained about the facts and circumstances that existed at the acquisition-date. The measurement period ends on either the earlier of (i) 12 months from the date of the acquisition or (ii) when the acquirer receives all the information possible to determine fair value.

**(y) Earnings per Share**

***Basic Earnings per Share***

Basic earnings per share is calculated by dividing the profit attributable to the owners of Los Cerros Limited, excluding any costs of servicing equity other than ordinary shares, by the weighted average number of ordinary shares outstanding during the financial year, adjusted for bonus elements in ordinary shares issued during the financial year.

***Diluted Earnings per Share***

Diluted earnings per share adjusts the figures used in the determination of basic earnings per share to take into account the after-income tax effect of interest and other financing costs associated with dilutive potential ordinary shares and the weighted average number of shares assumed to have been issued for no consideration in relation to dilutive potential ordinary shares.

**(z) Goods and Services Tax ('GST') and Other Similar Taxes**

Revenues, expenses and assets are recognised net of the amount of associated GST, unless the GST incurred is not recoverable from the tax authority. In this case it is recognised as part of the cost of the acquisition of the asset or as part of the expense.

Receivables and payables are stated inclusive of the amount of GST receivable or payable. The net amount of GST recoverable from, or payable to, the tax authority is included in other receivables or other payables in the statement of financial position.

Cash flows are presented on a gross basis. The GST components of cash flows arising from investing or financing activities which are recoverable from, or payable to the tax authority, are presented as operating cash flows.

Commitments and contingencies are disclosed net of the amount of GST recoverable from, or payable to, the tax authority.

**Note 2. Critical Accounting Judgements, Estimates and Assumptions**

The preparation of the financial statements requires management to make judgements, estimates and assumptions that affect the reported amounts in the financial statements. Management continually evaluates its judgements and estimates in relation to assets, liabilities, contingent liabilities, revenue and expenses. Management bases its judgements, estimates and assumptions on historical experience and on other various factors, including expectations of future events, management believes to be reasonable under the circumstances. The resulting accounting judgements and estimates will seldom equal the related actual results. The judgements, estimates and assumptions that have a significant risk of causing a material adjustment to the carrying amounts of assets and liabilities (refer to the respective notes) within the next financial year are discussed below.

**(a) Share-Based Payment Transactions**

The Company measures the cost of equity-settled transactions with employees by reference to the fair value of the equity instruments at the date at which they are granted. The fair value is determined by using the most appropriate valuation technique taking into account the terms and conditions upon which the instruments were granted. The accounting estimates and assumptions relating to equity-settled share-based payments would have no impact on the carrying amounts of assets and liabilities within the next annual reporting period but may impact profit or loss and equity.

**(b) Fair Value Measurement Hierarchy**

The Company is required to classify all assets and liabilities, measured at fair value, using a three level hierarchy, based on the lowest level of input that is significant to the entire fair value measurement, being: Level 1: Quoted prices (unadjusted) in active markets for identical assets or liabilities that the entity can access at the measurement date; Level 2: Inputs other than quoted prices included within Level 1 that are observable for the asset or liability, either directly or indirectly; and Level 3: Unobservable inputs for the asset or liability. Considerable judgement is required to determine what is significant to fair value and therefore which category the asset or liability is placed in can be subjective.

The fair value of assets and liabilities classified as Level 3 is determined by the use of valuation models. These include discounted cash flow analysis or the use of observable inputs that require significant adjustments based on unobservable inputs.

**(c) Exploration and Evaluation Costs**

Key judgements are applied in considering costs to be capitalised which includes determining expenditures directly related to these activities and allocating overheads between those that are expensed and capitalised. In addition, costs are only capitalised that are expected to be recovered either through successful development or sale of the relevant mining interest or the exploration programme is currently in progress and the requirements of AASB6 are being met. Factors that could impact the future commercial production at the mine include the level of reserves and resources, future technology changes, which could impact the cost of mining, future legal changes and changes in commodity prices. To the extent that capitalised costs are determined not to be recoverable in the future, they will be written off in the period in which this determination is made.

The Group has recognised the Papua New Guinea acquisition as an asset acquisition based upon management's assessment that the transaction meets the concentration test and that substantially all of the fair value of the gross assets acquired are concentrated in a single identifiable asset. Management have assessed fair values for the exploration assets acquired based on their assessment of the value of each tenement.

**Note 3. Operating Segments**

**(a) Identification of Reportable Operating Segments**

The Company's primary activity is mineral exploration in the geographic area of Papua New Guinea and Colombia. This focus is consistent with the internal reports that are reviewed and used by the Board of Directors, who are the Chief Operating Decision Makers (or 'CODM'), in assessing performance and determining the allocation of resources.

The Group is managed primarily for the sole purpose of mineral exploration.

The information reported to the CODM is on a monthly basis.

**(b) Accounting Policies Adopted**

Unless stated otherwise, all amounts reported to the Board of Directors, being the CODM with respect to operating segments, are determined in accordance with accounting policies that are consistent to those adopted in the annual and half yearly financial statements of the Group.

**(c) Intersegment Transactions**

There are no intersegment transactions.

**(d) Segment Assets**

Where an asset is used across multiple segments, the asset is allocated to that segment that receives majority economic value from that asset. In the majority of instances, segment assets are clearly identifiable on the basis of their nature and physical location.

**(e) Segment Liabilities**

Liabilities are allocated to segments where there is a direct nexus between the incurrence of the liability and the operations of the segment. Borrowings and tax liabilities are generally considered to relate to the Group as a whole and are not allocated. Segment liabilities include trade and other payables and certain direct borrowings.

The following items of revenue, expenses, assets and liabilities are not allocated to operating segments as they are not considered part of the core operations of any segment:

- Income tax expense;
- Deferred tax assets and liabilities;
- Current tax liabilities; and
- Head office income / expenses and related assets / liabilities.

**(f) Operating Segment Information**

<b>Consolidated - 2022</b>	<b>Mineral Exploration \$</b>	<b>Non-Core Reconciling Items \$</b>	<b>Total \$</b>
<b>Earnings before interest, tax, depreciation and amortisation</b>	(1,512,665)	(2,433,349)	(3,946,014)
Impairment of exploration expenditure	(6,704,335)	-	(6,704,335)
Impairment of non-current receivables	(550,257)	-	(550,257)
Net foreign exchange (loss)/gain	(10,752)	160,575	149,823
Depreciation and amortisation	(7,761)	(1,534)	(9,295)
Interest revenue	17,470	165,101	182,571
Finance costs	(9,503)	(630)	(10,133)
<b>Loss Before Income Tax Expense</b>	<u>(8,777,803)</u>	<u>(2,109,837)</u>	<u>(10,887,640)</u>
Income tax expense			-
<b>Loss After Income Tax Expense</b>			<u>(10,887,640)</u>

**Los Cerros Limited**  
**Notes to the Consolidated Financial Statements (Cont.)**  
**31 December 2022**



	<b>Mineral Exploration</b>	<b>Non-Core Reconciling Items</b>	<b>Total</b>
	<b>\$</b>	<b>\$</b>	<b>\$</b>
<b>Assets</b>			
Segment assets	28,052,753	8,493,665	36,546,418
<b>Total Assets</b>			<u>36,546,418</u>
<b>Liabilities</b>			
Segment liabilities	229,645	488,607	718,251
<b>Total Liabilities</b>			<u>718,251</u>

	<b>Mineral Exploration</b>	<b>Non-Core Reconciling Items</b>	<b>Total</b>
	<b>\$</b>	<b>\$</b>	<b>\$</b>
<b>Consolidated - 2021</b>			
<b>Earnings before interest, tax, depreciation and amortisation</b>	(1,162,448)	(3,056,178)	(4,218,626)
Net foreign exchange (loss)/gain	(125,791)	3,011	(122,780)
Depreciation and amortisation	(5,345)	(3,106)	(8,451)
Impairment of non-current receivables	(960,147)	-	(960,147)
Interest revenue	2,690	2,290	4,980
Finance costs	-	(1,321)	(1,321)
<b>Loss Before Income Tax Expense</b>	<u>(2,251,041)</u>	<u>(3,055,304)</u>	<u>(5,306,345)</u>
Income tax expense			-
<b>Loss After Income Tax Expense</b>			<u>(5,306,345)</u>

<b>Assets</b>			
Segment assets	26,582,350	19,056,287	45,638,637
<b>Total Assets</b>			<u>45,638,637</u>
<b>Liabilities</b>			
Segment liabilities	314,430	492,051	806,481
<b>Total Liabilities</b>			<u>806,481</u>

**(g) Geographical Information**

	<b>Geographical Non-Current Assets</b>	
	<b>2022</b>	<b>2021</b>
	<b>\$</b>	<b>\$</b>
Australia	1,649	29,907
Papua New Guinea	3,306,476	-
Colombia	24,390,009	26,222,790
	<u>27,698,134</u>	<u>26,252,697</u>

The geographical non-current assets above are exclusive of, where applicable, financial instruments, deferred tax assets, post-employment benefits assets and rights under insurance contracts.

**Los Cerros Limited**  
**Notes to the Consolidated Financial Statements (Cont.)**  
**31 December 2022**



**Note 4. Other Expenses**

	<b>Consolidated 2022</b>	<b>2021</b>
	\$	\$
Other expenses include the following specific expenses:		
Foreign exchange loss	(149,823)	122,780
Administration expenses	653,615	1,269,646
Consulting fees	438,101	479,826
Total Other Expenses	<u>941,893</u>	<u>1,872,252</u>

**Note 5. Income Tax**

	<b>Consolidated 2022</b>	<b>2021</b>
	\$	\$
<i>Numerical reconciliation of income tax expense and tax at the statutory rate</i>		
Loss before income tax expense	<u>(10,867,640)</u>	<u>(5,306,345)</u>
Tax at the statutory tax rate of 30% (2021: 30%)	(3,266,293)	(1,591,904)
Add/(Less):		
Non-deductible expenses/(income)	2,601,172	1,086,019
Temporary differences and tax loss not brought to account as a deferred tax asset	1,309,631	520,959
International tax rate differential	<u>(644,510)</u>	<u>(15,074)</u>
Income tax expense	<u>-</u>	<u>-</u>
Unused Australian tax losses for which no deferred tax asset has been recognised	<u>45,948,036</u>	<u>44,127,141</u>

The tax losses do not expire under current legislation. Deferred tax assets have not been recognised in respect of these items because it is not probable that future taxable profit will be available against which the Company can utilise the benefits.

**Note 6. Current Assets - Cash and Cash Equivalents**

	<b>Consolidated 2022</b>	<b>2021</b>
	\$	\$
Cash at bank	2,400,438	11,251,358
Short-term deposits <sup>1</sup>	6,000,000	8,000,848
	<u>8,400,438</u>	<u>19,252,206</u>

<sup>1</sup>The Company notes that this includes a \$2 million term deposit, which although has an original maturity of 4 months, can be cancelled at any time given 31 day's notice resulting in no interest being received if cancelled.

**Note 7. Receivables**

	<b>Consolidated 2022</b>	<b>2021</b>
	\$	\$
<i>Current Assets</i>		
Other receivables	<u>155,384</u>	<u>49,028</u>

**Los Cerros Limited**  
**Notes to the Consolidated Financial Statements (Cont.)**  
**31 December 2022**



**Non-Current Assets**

VAT receivables	1,964,049	1,651,404
Provision for impairment of VAT receivables <sup>1</sup>	(1,964,049)	(1,651,404)
	-	-

<sup>1</sup> According to Colombian tax law, VAT paid in Colombia should be recovered from the Colombian tax authorities. An asset has been recognised and fully provided for in the Consolidated Statement of Financial Position as the Government is currently not repaying VAT and therefore there is currently no certainty that VAT will be recovered. The Directors of the Company consider it appropriate to continue providing against the VAT receivable as at 31 December 2022.

**Reconciliations**

Reconciliations of the VAT receivable movement at the beginning and end of the current and previous financial year are set out below:

	<b>Consolidated</b>	<b>Consolidated</b>
	<b>2022</b>	<b>2021</b>
	<b>\$</b>	<b>\$</b>
Opening Balance	1,651,404	691,257
VAT increase for the year - Colombia	543,313	1,085,221
VAT increase for the year - Papua New Guinea <sup>2</sup>	6,944	-
Foreign exchange differences	(237,613)	(125,074)
Closing Balance	1,964,049	1,651,404

<sup>2</sup> Relates to VAT incurred by Footprint Resources Pty Ltd relating to the operations in Papua New Guinea.

**Note 8. Current Assets - Prepayments**

	<b>Consolidated</b>	<b>Consolidated</b>
	<b>2022</b>	<b>2021</b>
	<b>\$</b>	<b>\$</b>
Prepayments	292,462	84,706

**Note 9. Non-Current Assets - Property, Plant and Equipment**

	<b>Consolidated</b>	<b>Consolidated</b>
	<b>2022</b>	<b>2021</b>
	<b>\$</b>	<b>\$</b>
Land and buildings - at cost	433,108	481,169
Plant and equipment - at cost	825,840	1,181,504
Less: Accumulated depreciation	(534,173)	(553,374)
Less: Impairment of PPE	(19,171)	-
	272,496	628,130
	705,604	1,109,299

**Reconciliations**

Reconciliations of the written down values at the beginning and end of the current and previous financial year are set out below:

<b>Consolidated</b>	<b>Land and Buildings</b>	<b>Plant and Equipment</b>	<b>Total</b>
	<b>\$</b>	<b>\$</b>	<b>\$</b>
Balance at 1 January 2021	538,994	594,032	1,133,026
Additions	-	290,947	290,947

**Los Cerros Limited**  
**Notes to the Consolidated Financial Statements (Cont.)**  
**31 December 2022**



Disposals	-	(148,208)	(148,208)
Depreciation expense	-	(8,451)	(8,451)
Depreciation capitalised to exploration and evaluation	-	(36,943)	(36,943)
Exchange differences	(57,825)	(63,247)	(121,072)
<b>Balance at 31 December 2021</b>	<b>481,169</b>	<b>628,130</b>	<b>1,109,299</b>
Additions	21,245	53,801	75,046
Depreciation expense	-	(9,295)	(9,295)
Depreciation capitalised to exploration and evaluation	(89)	(159,047)	(159,136)
Impairment	(16,614) <sup>1</sup>	(202,105) <sup>2,3</sup>	(218,719)
Exchange differences	(52,603)	(38,988)	(91,591)
<b>Balance at 31 December 2022</b>	<b>433,108</b>	<b>272,496</b>	<b>705,604</b>

<sup>1</sup>In November 2022, a valuation with an open market value basis, of the land holding for the Company was carried out by the Corporación Lonja de Propiedad Raíz y Consultorías Catastrales located in Pereira, Risaralda, affiliated to the Chamber of Commerce, with registration number 501098, the valuation was signed by the Cadastral Engineer Carlos Humberto Cataño Machado with professional ID # 13217 CND RAA. AVAL-4508436 ERA-ANAV. As a result of the valuation, an impairment of \$16,614 was recognised over land and buildings.

<sup>2</sup> Following increased political uncertainty associated with a new government in Colombia, expenditure in Colombia was significantly reduced and as a result certain plant and equipment are expected to stand idle. As a result, an impairment indicator was identified and \$21,495 of costs relating to the Andes Project was written off.

<sup>3</sup>The Company has recognised an impairment of \$180,610 in respect of a drilling rig in the Miraflores, as it is no longer expected to be used for exploration at the Miraflores project and has therefore been written down to its expected recoverable value.

**Note 10. Non-Current Assets - Exploration and Evaluation**

	<b>Consolidated</b>	
	<b>2022</b>	<b>2021</b>
	<b>\$</b>	<b>\$</b>
Exploration and evaluation	<u>26,992,530</u>	<u>25,143,398</u>

*Reconciliations*

Reconciliations of the written down values at the beginning and end of the current and previous financial year are set out below:

<b>Consolidated</b>	<b>Exploration and Evaluation Expenditure</b>
	<b>\$</b>
Balance at 1 January 2021	18,853,659
Additions	8,015,319
Foreign exchange differences	<u>(1,725,580)</u>
<b>Balance at 31 December 2021</b>	<b>25,143,398</b>
Additions	8,281,301
Footprint Acquisition (Note 28)	3,027,622
Foreign exchange differences	(2,755,455)
Impairment of exploration and evaluation expenditure	<u>(6,704,336)</u>
<b>Balance at 31 December 2022</b>	<u><b>26,992,530</b></u>

**Los Cerros Limited**  
**Notes to the Consolidated Financial Statements (Cont.)**  
**31 December 2022**



Exploration and evaluation capitalised at 31 December 2022 represents the Miraflores Prospect within the Quinchía Gold Project (including the Chuscal Prospect); and tenements held by Andes Resources Pty Ltd which are located in the Antioquia, Risaralda and Choco, Departments (States) of Colombia.

Capitalised costs amounting to \$9,443,828 for the year ended 31 December 2022 (2021: \$7,789,825) have been included in cash flows from investing activities.

Recoverability of the carrying amount of exploration assets is dependent upon a number of factors. Impairment indicators in AASB 6 are considered for each area of interest. If an impairment indicator is identified, the accounting and disclosure requirements of AASB136 Impairment of Assets is applied.

Following increased political uncertainty associated with a new government in Colombia, expenditure in Colombia was significantly reduced and further substantive expenditure for exploration is neither budgeted nor planned for the Andes Project. As a result, an impairment indicator was identified. Due to the above factors, the Directors determined it is not probable that the Andes Project will generate any economic cash inflows and therefore has no value to the Company and the carrying value was impaired to nil and an impairment expense of \$6,704,336 was recognised.

**Note 11. Current Liabilities - Trade and Other Payables**

	<b>Consolidated 2022</b>	<b>2021</b>
	\$	\$
Trade payables	383,895	100,543
Other payables	98,600	478,990
	<u>482,495</u>	<u>579,533</u>

**Note 12. Current Liabilities - Provisions**

	<b>Consolidated 2022</b>	<b>2021</b>
	\$	\$
Annual leave	197,105	210,886

**Note 13. Non-Current Liabilities - Provisions**

	<b>Consolidated 2022</b>	<b>2021</b>
	\$	\$
Long service leave	38,651	16,062

**Note 14. Equity - Issued Capital**

	Notes	2022		Consolidated		2021	
		Number of Ordinary Shares	\$	Number of Ordinary Shares	\$		
On issue at 1 January - fully paid		636,716,355	390,955,621	468,779,522	367,424,798		
Issue of share capital during the year:							
Shares issued for cash		-	-	126,448,369	20,220,000		
Shares issued for non-cash		-	-	2,163,731	353,697		
Exercise of listed options (exercisable at \$0.16 each)		-	-	14,349,733	2,295,958		
Exercise of unlisted options (exercisable at \$0.02 each)		4,137,500	82,750	1,162,500	23,250		
Exercise of unlisted options (exercisable at \$0.07 each)		600,000	42,000	2,400,000	168,000		
Exercise of unlisted options (exercisable at \$0.10 each)		9,195,000	919,500	17,312,500	1,731,250		
Shares issued for the acquisition of an asset <sup>1</sup>		65,064,886	2,342,336	4,100,000	-		
Less: Costs of capital raising <sup>2</sup>		-	13,543	-	(1,261,332)		
Balance at 31 December - fully paid		<u>715,713,741</u>	<u>394,355,750</u>	<u>636,716,355</u>	<u>390,955,621</u>		

<sup>1</sup> On 22 November 2022, the Company acquired the exploration tenements of Footprint Resources Pty Ltd ("Footprint"). The shares were issued as part of the consideration paid for Footprint. Refer to Note 29 for further detail. 52,051,908 shares out of the total shares issued are under voluntary escrow for a period of 12 months from the date completion of the transaction.

<sup>2</sup> A reassessment of the Company's 31 December 2021 business activity statement resulted in an increase in the amount of GST that the Company was able to claim with reference to capital raising costs. This resulted in a refund of \$13,543 during the year ended 31 December 2022 from the Australian Taxation Office.

**Ordinary Shares**

Ordinary shares entitle the holder to participate in dividends and the proceeds on the winding up of the Company in proportion to the number of and amounts paid on the shares held. The fully paid ordinary shares have no par value and the Company does not have a limited amount of authorised capital.

On a show of hands every member present at a meeting in person or by proxy shall have one vote and upon a poll each share shall have one vote.

**Share Buy-Back**

There is no current on-market share buy-back.

**Capital Risk Management**

The Company's objectives when managing capital is to safeguard its ability to continue as a going concern, so that it can provide returns for shareholders and benefits for other stakeholders and to maintain an optimum capital structure to reduce the cost of capital.

Capital is regarded as total equity, as recognised in the statement of financial position, plus net debt. Net debt is calculated as total borrowings less cash and cash equivalents.

In order to maintain or adjust the capital structure, the Company may adjust the amount of dividends paid to shareholders, return capital to shareholders, issue new shares or sell assets to reduce debt.

The Company would look to raise capital when an opportunity to invest in a business or company was seen as value adding relative to the current Company's share price at the time of the investment.

The Company is subject to certain financing arrangements covenants and meeting these is given priority in all capital risk management decisions. There have been no events of default on the financing arrangements during the financial year.

The capital risk management policy remains unchanged from the 2021 Annual Report.

**Note 15. Equity - Options and Performance Rights**

As at the reporting date, the Company has a series of options and performance rights currently under issue, which entitle holders to one ordinary share in the Parent Company at a fixed exercise price, or the achievement of certain performance targets. The terms and conditions for each type of option performance right is listed in the following tables.

**(a) Options**

*Unlisted Options Outstanding as at 31 December 2022 and Movements During the Current Financial Year.*

Grant Date	Expiry Date	Exercise Price	Outstanding at 31 Dec 2021	Issued During the Year	Exercised During the Year	Lapsed During the Year	Outstanding at 31 Dec 2022
20/12/2019	13/09/2024	\$0.1350 <sup>1</sup>	10,000,000	-	-	-	10,000,000
19/08/2019	1/07/2023	\$0.3200 <sup>1</sup>	5,546,875	-	-	-	5,546,875
19/08/2019	31/08/2023	\$0.3200 <sup>1</sup>	656,250	-	-	-	656,250
19/08/2019	15/11/2023	\$0.3200 <sup>1</sup>	46,875	-	-	-	46,875
6/04/2020	6/04/2022	\$0.1000	12,525,000	-	(9,195,000)	(3,330,000)	-
15/05/2020	18/05/2022	\$0.0200	4,687,500	-	(4,137,500)	(550,000)	-
13/08/2020	1/07/2025	\$0.0700	600,000	-	(600,000)	-	-
23/11/2022	15/11/2026	\$0.0474 <sup>1,2</sup>	-	13,000,000	-	-	13,000,000
18/11/2022	16/11/2026	\$0.05 <sup>1,3</sup>	-	25,000,000	-	-	25,000,000
			<u>34,062,500</u>	<u>38,000,000</u>	<u>(13,932,500)</u>	<u>(3,880,000)</u>	<u>54,250,000</u>

<sup>1</sup>These outstanding unlisted options above were exercisable at 31 December 2022.

<sup>2</sup>On 23 November 2022, the Company granted 13,000,000 options, exercisable at \$0.0474 per option, to employees as part of their remuneration. The options expire on 15 November 2026. The options vested immediately and an expense of \$468,000 was recognised in the statement of profit and loss and other comprehensive income for the year ended 31 December 2022. Refer to Note (b) for the terms and conditions of the options.

<sup>3</sup>On 18 November 2022, the Company granted 25,000,000 options, with a \$0.05 exercise price, to the Company's broker as part remuneration for acting as corporate adviser, expiring on 29 November 2026. The options vested immediately and an expense of \$475,000 was recognised in the statement of profit and loss and other comprehensive income for the year ended 31 December 2022.

**(b) Performance Rights**

*Performance Rights Outstanding as at 31 December 2022 and Movements During the Current Financial Year.*

Grant Date	Expiry Date	Tranche	Outstanding at 31 Dec 2021	Issued During the Year	Exercised During the Year	Lapsed During the Year	Outstanding at 31 Dec 2022	Note
23/10/2020	31/01/2025	2	5,430,000	-	-	-	5,430,000	(1)
23/10/2020	31/01/2025	3	5,430,000	-	-	-	5,430,000	(1)
11/06/2021	31/01/2025	1	325,000	-	-	(70,000)	255,000	(2)
11/06/2021	31/01/2025	2	820,000	-	-	(200,000)	620,000	(2)
11/06/2021	31/01/2025	3	820,000	-	-	(200,000)	620,000	(2)(iii)
22/10/2021	31/01/2025	1	770,000	-	-	-	770,000	(3)
22/10/2021	31/01/2025	2	770,000	-	-	-	770,000	(3)
23/11/2022	31/12/2025	1	-	6,500,000	-	-	6,500,000	(4)
23/11/2022	31/12/2023	2	-	6,500,000	-	-	6,500,000	(4)
22/11/2022	30/06/2024	3	-	6,500,000	-	-	6,500,000	(4)
12/12/2022	31/12/2024	1	-	2,325,000	-	-	2,325,000	(5)

**Los Cerros Limited**  
**Notes to the Consolidated Financial Statements (Cont.)**  
**31 December 2022**



12/12/2022	31/12/2025	2	-	2,325,000	-	-	2,325,000	(5)
12/12/2022	31/12/2026	3	-	2,325,000	-	-	2,325,000	(5)
12/12/2022	31/12/2026	4	-	2,325,000	-	-	2,325,000	(5)
30/12/2022	31/12/2024	1	-	1,100,000	-	-	1,100,000	(6)
30/12/2022	31/12/2025	2	-	1,100,000	-	-	1,100,000	(6)
30/12/2022	31/12/2026	3	-	1,100,000	-	-	1,100,000	(6)
			<u>14,365,000</u>	<u>32,100,000</u>	-	<u>(470,000)</u>	<u>45,995,000</u>	

None of the performance rights have vested for the period ending 31 December 2022.

- (1) Performance rights were issued to the Directors. The vesting conditions were as follows:
- (i) Tranche 2 vesting upon the achievement of the Company's shares trading on ASX at a 20-day VWAP of not less than \$0.20 on or before 31 December 2024.
  - (ii) Tranche 3 vesting upon the achievement of the Company's shares trading on ASX at a 20-day VWAP of not less than \$0.25 on or before 31 December 2024.
- (2) Performance rights were issued to the Company's employees. The vesting conditions were as follows:
- (i) Tranche 1 vesting upon the achievement of the Company's shares trading on ASX at a 20-day VWAP of not less than \$0.20 on or before 31 December 2024.
  - (ii) Tranche 2 vesting upon the achievement of the Company's shares trading on ASX at a 20-day VWAP of not less than \$0.25 on or before 31 December 2024.
  - (iii) Tranche 3 vesting upon the achievement of the Company's shares trading on ASX at a 20-day VWAP of not less than \$0.30 on or before 31 December 2024.
- (3) Performance rights were issued to Michael Allen. The vesting conditions were as follows:
- (i) Tranche 1 vesting upon the achievement of the Company's shares trading on ASX at a 20-day VWAP of not less than \$0.20 on or before 31 December 2024.
  - (ii) Tranche 2 vesting upon the achievement of the Company's shares trading on ASX at a 20-day VWAP of not less than \$0.25 on or before 31 December 2024.
- (4) Performance rights were issued to the Company's employees. Refer to Note 16(b)(viii) for further detail.
- (5) Performance rights were issued to Jason Stirbinskis. Refer to Note 16(b)(vi) for further detail.
- (6) Performance rights were issued to Michael Allen. Refer to Note 16(b)(vii) for further detail.

**Note 16. Equity - Share-Based Payment Expenses**

	Note	Consolidated 2022 \$	Consolidated 2021 \$
Director options issued under Company's Employee Long Term Incentive Plan	(a)	54,053	149,009
Performance rights issued to directors and employees	(b)	482,596	1,010,717
Options issued to consultants and employees	(c)	943,000	-
		<u>1,479,649</u>	<u>1,159,726</u>

**(a) Long Term Incentive Plan**

Performance rights and performance options issued to related parties under the Company's Long-Term Incentive Plan was approved at AGM held on 28 May 2018. During the previous financial year the shareholders approved a new Performance

Rights and Options Plan at the 23 October 2020 General Meeting. The Performance Rights and Options Plan was slightly amended at the 31 August 2021 General Meeting to update the definition of 'change of control'.

The Group has determined the fair value of its performance options and performance rights issued using the American Trinomial Tree Option and the American Trinomial Barrier Option methods of valuing securities.

Further details of the performance options and performance rights granted during the current and prior years are in notes (b) and (c).

### **Director Performance Options**

Recipient	Grant Date	Performance Options Issued No.	Value of Performance Options \$	Share-Based Payment Expense 2022 \$	Share-Based Payment Expense 2021 \$
Ross Ashton (i)	20/12/2019	2,000,000	94,000	-	46,408
Kevin Wilson (i)	20/12/2019	2,000,000	94,000	-	46,408
Jason Stirbinskis (ii)	20/12/2019	6,000,000	282,000	54,053	56,193
		<u>10,000,000</u>	<u>470,000</u>	<u>54,053</u>	<u>149,009</u>

The above performance options are exercisable at \$0.135 and expire on 30 September 2024.

#### ***(i) Director Performance Options Issued to Ross Ashton and Kevin Wilson***

These options were granted to Ross Ashton and Kevin Wilson in a single tranche of 2,000,000 options each, in lieu of cash remuneration for their board duties for a future period of 24 months from the date of issue. The options were valued at \$0.0736 each at grant date and were exercisable from 31 December 2020.

#### ***(ii) Director Performance Options Issued to Jason Stirbinskis***

These options were granted to Jason Stirbinskis in three tranches of 2,000,000 performance rights each.

The options were valued at \$0.0730 each at grant date, with 4,000,000 options immediately exercisable at 31 December 2021 (at 31 December 2020: 2,000,000 options immediately exercisable) upon the vesting of Tranche 1 and Tranche 2 options. The Tranche 1 and Tranche 2 options vested on 16 August 2020 and on 16 August 2021 respectively, on the anniversaries of Mr Stirbinskis' appointment.

Tranche 3 performance options vested on 22 March 2022 with the release of the Tesorito maiden Inferred Mineral Resource Estimate of 1Moz @ 0.94g/t Au.

**(b) Performance Rights**

Recipient	Grant Date	Performance Rights Issued and on Hand 2022 No.	Value of Performance Rights \$	Share-Based Payment Expense 2022 \$	Share-Based Payment Expense 2021 \$
Ross Ashton (i)	23/10/2020	2,320,000	469,372	85,066	185,681
Kevin Wilson (ii)	23/10/2020	1,540,000	311,868	56,466	123,543
Jason Stirbinskis (iii)	23/10/2020	7,000,000	1,417,584	256,665	561,560
Blair Snowball	4/06/2021	-	286,560	-	102,000
Employees (iv)	11/06/2021	1,495,000	205,418	43,892	32,236
Michael Allen (v)	22/10/2021	1,540,000	108,062	34,090	5,697
Jason Stirbinskis (vi)	12/12/2022	9,300,000	317,363	6,190	-
Michael Allen (vii)	30/12/2022	3,300,000	138,490	227	-
Employees (viii)	22/11/2022	19,500,000	702,000	-	-
				482,596	1,010,717

***(i) Performance Rights Issued to Ross Ashton***

On 23 October 2020, 2,980,000 performance rights were granted to Mr Ashton in three tranches (tranche 1: 660,000; tranche 2: 1,160,000; tranche 3: 1,160,000). On 21 January 2021, the 660,000 Tranche 1 performance rights vested when the Company's share price reached \$0.205. Mr Ashton exercised these performance rights, converting them into fully paid ordinary shares on 15 February 2021.

The remaining performance rights totalling 2,320,000 expire on 31 December 2024 if the milestones for Tranche 2 and Tranche 3 are not met by that date.

***(ii) Performance Rights Issued to Kevin Wilson***

On 23 October 2020, 1,980,000 performance rights were granted to Mr Wilson in three tranches (tranche 1: 440,000; tranche 2: 770,000; tranche 3: 770,000). On 21 January 2021, the 440,000 Tranche 1 performance rights vested when the Company's share price reached \$0.205. Mr Wilson exercised these performance rights, converting them into fully paid ordinary shares on 16 July 2021.

The remaining performance rights totalling 1,540,000 expire on 31 December 2024 if the milestones for Tranche 2 and Tranche 3 are not met by that date.

***(iii) Performance Rights Issued to Jason Stirbinskis***

On 23 October 2020, 9,000,000 performance rights were granted to Mr Stirbinskis in three tranches (tranche 1: 2,000,000; tranche 2: 3,500,000; tranche 3: 3,500,000). On 21 January 2021, the 2,000,000 Tranche 1 performance rights vested when the Company's share price reached \$0.205. Mr Stirbinskis exercised these performance rights, converting them into fully paid ordinary shares on 16 July 2021.

The remaining performance rights totalling 7,000,000 expire on 31 December 2024 if the milestones for Tranche 2 and Tranche 3 are not met by that date.

**(iv) Performance Rights Issued to Employees**

On 11 June 2021, 1,965,000 performance rights were granted to employees in three tranches (tranche 1: 325,000; tranche 2: 820,000; tranche 3: 820,000). 470,000 performance rights expired during the year.

None of the performance rights vesting criteria were achieved during the year, and as such none of the performance rights were exercisable at year end.

**(v) Performance Rights Issued to Michael Allen**

On 22 October 2021, 1,540,000 performance rights were granted to Mr Allen in two tranches (tranche 1: 770,000; tranche 2: 770,000).

None of the performance rights vesting criteria were achieved during the year, and as such none of the performance rights were exercisable at year end.

**(vi) Performance Rights Issued to Jason Stirbinskis**

The following performance conditions are applicable to the performance rights granted to Mr Stirbinskis on 12 December 2022:

- Tranche 1 - 2,325,000 performance rights vesting upon the achievement of the greater of the two following milestones:
  - the Company achieving a 60-day VWAP of not less than \$0.06 on or before 31 December 2023; or
  - the Company achieving a closing share price that is 105% of the Company's closing share price on the date that a shareholders' resolution approving the issue of the Performance Rights is passed.
- Tranche 2 - 2,325,000 performance rights vesting upon the achievement of the greater of the two following milestones:
  - the Company achieving a 60-day VWAP of not less than \$0.08 on or before 31 December 2024; or
  - the Company achieving a closing share price that is 105% of the Company's closing share price on the date that a shareholders' resolution approving the issue of the Performance Rights is passed.
- Tranche 3 - 2,325,000 performance rights vesting upon the achievement of the greater of the two following milestones:
  - the Company achieving a 60-day VWAP of not less than \$0.10 on or before 31 December 2025; or
  - the Company achieving a closing share price that is 105% of the Company's closing share price on the date that a shareholders' resolution approving the issue of the Performance Rights is passed.
- Tranche 4 - 2,325,000 performance rights upon the announcement by the Company of a JORC 2012 Resource of an aggregate of at least 1.5 million ounces of gold equivalent at a cut-off grade of not less than 3 grammes per tonne of gold equivalent on or before 31 December 2025.

The performance rights were valued using the Hoadley's Barrier 1 Model and Parisian Model. The principal assumptions used in the valuation of the fair value at grant date of the performance rights were as follows:

	Tranche 1	Tranche 2	Tranche 3	Tranche 4
Grant date	12 Dec 2022	12 Dec 2022	12 Dec 2022	12 Dec 2022
Vesting period ends	31 December 2023	31 December 2024	31 December 2025	31 December 2025
Share price at grant date	\$0.046	\$0.046	\$0.046	\$0.046
Expected volatility	95%	95%	95%	95%
Rights life	2.05 years	3.05years	4.05years	4.05years
Risk-free borrowing rate	3.33%	3.02%	3.02%	-
Fair value per performance right at grant date	\$0.0267	\$0.0306	\$0.0332	\$0.0460
<b>Total value of performance rights</b>	<b>\$62,078</b>	<b>\$71,145</b>	<b>\$77,190</b>	<b>\$106,950</b>

None of the performance rights milestones were achieved during the year, and as such none of the performance rights were exercisable at year end. The Directors have assessed that the conditions for the tranche 4 performance rights are not likely to be achieved by the expiry date and therefore nil expense has been recognised for tranche 4 rights as at 31 December 2022.

**(vii) Performance Rights Issued to Michael Allen**

The following performance conditions are applicable to the performance rights granted to Mr Allen on 30 December 2022:

- Tranche 1: 1,100,000 performance rights vesting upon the Company achieving a 60-day VWAP of not less than \$0.06 on or before 31 December 2023.
- Tranche 2: 1,100,000 performance rights vesting upon the Company achieving a 60-day VWAP of not less than \$0.08 on or before 31 December 2024.
- Tranche 3: 1,100,000 performance rights vesting upon the Company achieving a 60-day VWAP of not less than \$0.10 on or before 31 December 2025.

The performance rights were valued using the Hoadley's Barrier 1 Model and Parisian Model. The principal assumptions used in the valuation of the fair value at grant date of the performance rights were as follows:

	Tranche 1	Tranche 2	Tranche 3
Grant date	30 December 2022	30 December 2022	30 December 2022
Vesting period ends	31 December 2023	31 December 2024	31 December 2025
Share price at grant date	\$0.058	\$0.058	\$0.058
Expected volatility	89%	89%	89%
Rights life	2.01 years	3.01 years	4.01 years
Risk-free borrowing rate	3.59%	3.35%	3.45%
Fair value per performance right at grant date	\$0.0399	\$0.0420	\$0.0440
<b>Total value of performance rights</b>	<b>\$43,890</b>	<b>\$46,200</b>	<b>\$48,400</b>

None of the performance rights vesting criteria were achieved during the year, and as such none of the performance rights were exercisable at year end.

**(viii) Performance Rights Issued to employees**

The following performance conditions are applicable to the performance rights granted to employees on 23 November 2022:

- Tranche 1: 6,500,000 performance rights vesting upon the announcement by Los Cerros of its first JORC Inferred Resource at any of the licences known as EL2432 Liamu, EL2548 Imou, EL2665 Ono, EL2673 Tauya, EL2681 Kay Creek, EL2706 Awala, ELA2786 Safia (Assets), of JORC Inferred Resource of at least 1.5 million ounces of gold equivalent at a cut-off grade of not less than 3 grammes per tonne of gold equivalent by 31 December 2025.
- Tranche 2: 6,500,000 performance rights vesting upon the signing by Los Cerros of a joint venture agreement for at least one of the Assets by 31 December 2023.
- Tranche 3: 6,500,000 performance rights vesting upon identifying a new project area outside of the Assets existing at the time of the initial Heads of Agreement within Papua New Guinea or elsewhere that supports a greater than \$1 million per year board approved exploration expenditure budget.

The principal assumptions used in the valuation of the fair value at grant date of the performance rights were as follows:

	Tranche 1	Tranche 2	Tranche 3
Grant date	23 November 2022	23 November 2022	23 November 2022
Vesting period ends	31 December 2025	31 December 2023	30 June 2024
Share price at grant date	\$0.036	\$0.036	\$0.036
Fair value per performance right at grant date	\$0.036	\$0.036	\$0.036
<b>Total value of performance rights</b>	<b>\$234,000</b>	<b>\$234,000</b>	<b>\$234,000</b>

**Los Cerros Limited**  
**Notes to the Consolidated Financial Statements (Cont.)**  
**31 December 2022**



None of the performance rights milestones were achieved during the year, and as such none of the performance rights were exercisable at year end. The Directors have assessed that the conditions for these performance rights are not likely to be achieved by the expiry date and therefore nil expense has been recognised as at 31 December 2022.

**(c) Options issued to employees and consultants**

Recipient	Grant Date	Performance Options Issued No.	Value of Performance Options \$	Share-Based Payment Expense 2022 \$
Broker (i)	18/11/2022	25,000,000	475,000	475,000
Employees (ii)	22/11/2022	13,000,000	468,000	468,000
		<u>38,000,000</u>	<u>943,000</u>	<u>943,000</u>

**(i) Options Issued to brokers**

These options were granted to a consultant as remuneration for advisory fees in a single tranche of 25,000,000 options. The options vested immediately and expire on 16 November 2026. The options are exercisable for \$0.05. The options were valued using the Black Scholes model and the principal assumptions used in the valuation of the fair value at grant date of the performance rights were as follows:

Grant date	18 November 2022
Share price at grant date	\$0.033
Expected volatility	100%
Rights life	3.99 years
Risk-free borrowing rate	3.28%
Fair value per option at grant date	\$0.019
<b>Total value of options</b>	<b>\$475,000</b>

**(ii) Options Issued to employees**

These options were granted to two employees as remuneration in a single tranche of 6,500,000 options each. The options vested immediately and expire on 16 November 2026. The options are exercisable for \$0.0474.

**Note 17. Equity - Reserves**

	<b>Consolidated</b>	
	<b>2022</b>	<b>2021</b>
	<b>\$</b>	<b>\$</b>
Foreign currency reserve	(5,155,229)	(2,193,544)
Share-based payments reserve	2,549,014	1,116,837
	<u>(2,606,215)</u>	<u>(1,076,707)</u>

As at 31 December 2021, \$1,248,488 of historical realised foreign currency transactions related to years prior to 2020 were transferred from the foreign currency translation reserve to accumulated losses.

**Note 18. Financial Risk Management**

**(a) Financial Risk Management Objectives**

The Company's activities expose it to a variety of financial risks: market risk (including foreign currency risk, price risk and interest rate risk), credit risk and liquidity risk. The Company's overall risk management program focuses on the unpredictability of financial markets and seeks to minimise potential adverse effects on the financial performance of the Company. The Company may use derivative financial instruments such as forward foreign exchange contracts to hedge certain risk exposures. Derivatives are exclusively used for hedging purposes, i.e. not as trading or other speculative instruments. The Company uses different methods to measure different types of risk to which it is exposed. These methods include sensitivity analysis in the case of interest rate, foreign exchange and other price risks, ageing analysis for credit risk and beta analysis in respect of investment portfolios to determine market risk.

Risk management is carried out by senior finance executives ('Finance') under policies approved by the Board. These policies include identification and analysis of the risk exposure of the Company and appropriate procedures, controls and risk limits. Finance identifies, evaluates and, if appropriate, hedges financial risks within the Company's operating units. Finance reports to the Board on a monthly basis.

The Group's financial instruments consist mainly of deposits with banks, trade and other receivables and trade and other payables.

The totals for each category of financial instruments, measured in accordance with AASB 9 *Financial Instruments* as detailed in the accounting policies to these financial statements, are as follows:

	<b>Consolidated</b>	
	<b>2022</b>	<b>2021</b>
	<b>\$</b>	<b>\$</b>
<b>Cash and Receivables</b>		
Cash and cash equivalents	8,400,438	19,252,206
Trade and other receivables	155,384	49,028
Total Cash and Receivables	<u>8,555,822</u>	<u>19,301,234</u>
<b>Financial Liabilities (at Amortised Cost)</b>		
Trade and other payables	482,495	579,533
Borrowings	-	-
Total Financial Liabilities	<u>482,495</u>	<u>579,533</u>

**(b) Market Risk**

***Foreign Currency Risk***

The Company undertakes certain transactions denominated in foreign currency and is exposed to foreign currency risk through foreign exchange rate fluctuations.

Foreign exchange risk arises from future commercial transactions and recognised financial assets and financial liabilities denominated in a currency that is not the entity's functional currency. The risk is measured using sensitivity analysis and cash flow forecasting.

**Interest Rate Risk**

Exposure to interest rate risk arises on financial assets and financial liabilities recognised at the end of the reporting period whereby a future change in interest rates will affect future cash flows or the fair value of fixed rate financial instruments. The Group is also exposed to earnings volatility on floating rate instruments.

The Consolidated Group is exposed to interest rate and foreign exchange risk through cash assets held and financial liabilities owed as at the reporting date:

	<b>Consolidated</b>	
	<b>2022</b>	<b>2021</b>
	<b>\$</b>	<b>\$</b>
Cash assets held in Australian dollars and subject to floating interest rate	2,055,472	10,778,669
Cash assets held in Australian dollars and subject to fixed interest rate	6,000,000	8,000,849
Australian currency equivalent of cash assets held in US dollars and subject to floating interest rate	112,217	166,327
Australian currency equivalent of cash assets held in other currencies and subject to floating interest rate	232,749	306,361
<b>Total Cash Assets</b>	<u>8,400,438</u>	<u>19,252,206</u>

**Sensitivity Analyses**

The following table illustrates sensitivities to the Group's exposures to changes in interest rates and exchange rates. The table indicates how profit and equity values reported at reporting date would have been affected by changes in the relevant risk variable that management considers to be reasonably possible. These sensitivities assume that the movement in a particular variable is independent of other variables.

**Interest Rate Sensitivity Analysis**

At 31 December 2022 and at 31 December 2021, the effect on profit and equity as a result of changes in the interest rate, with all other variables remaining constant would be as follows:

	<b>Consolidated</b>	
	<b>2022</b>	<b>2021</b>
	<b>\$</b>	<b>\$</b>
<b>Change in Profit</b>		
Increase in interest rate by 2%	48,009	225,027
Decrease in interest rate by 2%	(48,009)	(225,027)
<b>Change in Equity</b>		
Increase in interest rate by 2%	48,009	225,027
Decrease in interest rate by 2%	(48,009)	(225,027)

**Los Cerros Limited**  
**Notes to the Consolidated Financial Statements (Cont.)**  
**31 December 2022**



*Foreign Currency Risk Sensitivity Analysis*

At 31 December 2022 and at 31 December 2021, the effect on profit and equity as a result of changes in the foreign exchange rates, with all other variables remaining constant would be as follows:

	<b>Consolidated</b>	
	<b>2022</b>	<b>2021</b>
	<b>\$</b>	<b>\$</b>
Change in Profit		
Improvement in AUD to USD by 5%	(5,611)	(8,316)
Decline in AUD to USD by 5%	5,611	8,316
Change in Equity		
Improvement in AUD to USD by 5%	(5,611)	(8,316)
Decline in AUD to USD by 5%	5,611	8,316
Change in Profit		
Improvement in AUD to COP by 5%	(8,282)	(15,318)
Decline in AUD to COP by 5%	8,282	15,318
Change in Equity		
Improvement in AUD to COP by 5%	(8,282)	(15,318)
Decline in AUD to COP by 5%	8,282	15,318
Change in Profit		
Improvement in AUD to KINA by 5%	(3,355)	-
Decline in AUD to KINA by 5%	3,355	-
Change in Equity		
Improvement in AUD to KINA by 5%	(3,355)	-
Decline in AUD to KINA by 5%	3,355	-

**(c) Credit Risk**

Credit risk refers to the risk that a counterparty will default on its contractual obligations resulting in financial loss to the Company. The Company has a strict code of credit, including obtaining agency credit information, confirming references and setting appropriate credit limits. The Company obtains guarantees where appropriate to mitigate credit risk. The maximum exposure to credit risk at the reporting date to recognised financial assets is the carrying amount, net of any provisions for impairment of those assets, as disclosed in the statement of financial position and notes to the financial statements. The Company does not hold any collateral.

The Company has adopted a lifetime expected loss allowance in estimating expected credit losses to trade receivables through the use of a provisions matrix using fixed rates of credit loss provisioning. These provisions are considered representative across all customers of the Company based on recent sales experience, historical collection rates and forward-looking information that is available.

Generally, trade receivables are written off when there is no reasonable expectation of recovery. Indicators of this include the failure of a debtor to engage in a repayment plan, no active enforcement activity and a failure to make contractual payments for a period greater than 1 year.

**(d) Liquidity Risk**

Vigilant liquidity risk management requires the Company to maintain sufficient liquid assets (mainly cash and cash equivalents) and available borrowing facilities to be able to pay debts as and when they become due and payable.

The Company manages liquidity risk by maintaining adequate cash reserves and available borrowing facilities by continuously monitoring actual and forecast cash flows and matching the maturity profiles of financial assets and liabilities. The tables below reflect an undiscounted contractual maturity analysis for financial liabilities.

**Los Cerros Limited**  
**Notes to the Consolidated Financial Statements (Cont.)**  
**31 December 2022**



Cash flows realised from financial assets reflect management's expectation as to the timing of realisation. Actual timing may therefore differ from that disclosed. The timing of cash flows presented in the table to settle financial liabilities reflects the earliest contractual settlement dates.

**Financial Liability and Financial Asset Maturity Analysis**

<b>31 December 2022</b>	<b>Consolidated</b>			<b>Total</b>
	<b>Within 1 Year \$</b>	<b>1 to 5 Years \$</b>	<b>Over 5 Years \$</b>	
Cash and cash equivalents	8,400,438	-	-	8,400,438
Trade receivables	44,399	-	-	44,399
Trade and other payables	(482,495)	-	-	(482,495)
Net inflow on financial instruments	7,962,342	-	-	7,962,342

<b>31 December 2021</b>	<b>Consolidated</b>			<b>Total</b>
	<b>Within 1 Year \$</b>	<b>1 to 5 Years \$</b>	<b>Over 5 Years \$</b>	
Cash and cash equivalents	19,252,206	-	-	19,252,206
Other receivables	49,028	-	-	49,028
Trade and other payables	(579,533)	-	-	(579,533)
Net inflow on financial instruments	18,721,701	-	-	18,721,701

**(e) Fair Value of Financial Instruments**

**Fair Value Estimation**

Financial assets and financial liabilities are presented at fair value or at amortised cost in the statement of financial position. Fair value is the price that would be received to sell an asset or paid to transfer a liability in an orderly transaction between market participants at the measurement date.

Fair values derived may be based on information that is estimated or subject to judgment, where changes in assumptions may have a material impact on the amounts estimated. Where possible, valuation information used to calculate fair value is extracted from the market, with more reliable information available from markets that are actively traded. In this regard, fair values for listed securities are obtained from quoted market bid prices. Where securities are unlisted and no market quotes are available, fair value is obtained using discounted cash flow analysis and other valuation techniques commonly used by market participants.

The fair values of financial assets and liabilities, together with their carrying amounts in the statement of financial position, for the Company are as follows:

<b>Consolidated</b>	<b>2022</b>		<b>2021</b>	
	<b>Carrying Amount \$</b>	<b>Fair Value \$</b>	<b>Carrying Amount \$</b>	<b>Fair Value \$</b>
<b>Assets</b>				
Cash and cash equivalents	8,400,438	8,400,438	19,252,206	19,252,206
Trade receivables	44,399	44,399	49,028	49,028
	8,444,837	8,444,837	19,301,234	19,301,234
<b>Liabilities</b>				
Trade payables	383,895	383,895	100,543	100,543
Other payables	98,600	98,600	478,990	478,990
	482,495	482,495	579,533	579,533

The fair values disclosed in the above table have been determined based on the following methodologies:

**Los Cerros Limited**  
**Notes to the Consolidated Financial Statements (Cont.)**  
**31 December 2022**



Cash and cash equivalents, trade and other receivables and trade and other payables are short-term instruments in nature whose carrying value approximates to fair value. Deferred consideration represents short-term and long-term financial instruments which are valued at amortised cost which also approximates fair value. Trade and other payables exclude amounts provided for annual leave, which is not considered a financial instrument.

**Note 19. Key Management Personnel Disclosures**

**Compensation**

The aggregate compensation made to Directors and other members of key management personnel of the Company is set out below:

	<b>Consolidated</b>	
	<b>2022</b>	<b>2021</b>
	<b>\$</b>	<b>\$</b>
Short-term employee benefits	693,971	530,267
Post-employment benefits	55,055	82,708
Long-term benefits	22,589	-
Share-based payments	492,757	1,127,490
	<u>1,264,372</u>	<u>1,740,465</u>

**Note 20. Remuneration of Auditors**

During the financial year the following fees were paid or payable for services provided by Grant Thornton Audit Pty Ltd, the auditor of the Company, and its network firms:

	<b>Consolidated</b>	
	<b>2022</b>	<b>2021</b>
	<b>\$</b>	<b>\$</b>
<b>Audit Services - Grant Thornton Audit Pty Ltd</b>		
Audit or review of the financial statements	64,251	62,996
<b>Other Services - Grant Thornton Network Firm</b>		
	36,844	-
	<u>101,095</u>	<u>62,996</u>

**Note 21. Contingent Assets and Liabilities**

**Contingent Liabilities**

The Company is aware that a former director and chief executive officer of one of the Company's subsidiaries (Miraflores Compania Minera SAS (previously Minera Seafield SAS)) previously lodged a claim with the Labour Court in Medellin, Colombia (Juzgado Laboral del Circuito de Medellin) seeking termination payments, unpaid bonus payments and damages in the amount of approximately US\$1 million. The Directors are of the opinion that the claim can be successfully defended and believe that the risk of the Company facing an unfavourable judgement is unlikely. The Company continues to defend the proceeding.

Otherwise, the Group is not aware of any other contingent liabilities.

**Note 22. Commitments**

	<b>Consolidated</b>	
	<b>2022</b>	<b>2021</b>
	<b>\$</b>	<b>\$</b>
<b>Exploration Tenement Licence Commitments (a)</b>		
Committed at the reporting date:		
Within one year	546,000	44,167
Between one and five years	252,000	-
<b>Total Commitment</b>	<u>798,000</u>	<u>44,167</u>
Less: Future finance charges	-	-
<b>Net Commitment Recognised</b>	<u>798,000</u>	<u>44,167</u>

**Los Cerros Limited**  
**Notes to the Consolidated Financial Statements (Cont.)**  
**31 December 2022**



**Lease Commitments - Operating (b)**

Committed at the reporting date:		
Within one year	57,640	41,168
Between one and five years	-	-
<b>Total Commitment</b>	<u>57,640</u>	<u>41,168</u>
Less: Future finance charges	-	-
<b>Net Commitment Recognised</b>	<u>57,640</u>	<u>41,168</u>

**Total Commitments**

Committed at the reporting date:		
Within one year	603,640	85,335
Between one and five years	252,000	-
<b>Total Commitment</b>	<u>855,640</u>	<u>85,335</u>
Less: Future finance charges	-	-
<b>Net Commitment Recognised</b>	<u>855,640</u>	<u>85,335</u>

(a) Represents mining and exploration licence fees for tenements held by the Group but not yet capitalised in the financial statements.

(b) The Group has lease commitments over premises in Colombia with terms ranging up to 11 months. Rent is payable monthly in advance.

The Company has no other material commitment other than lease commitment obligations and mining access rights.

**Note 23. Related Party Transactions**

**Parent Entity**

Los Cerros Limited is the parent entity.

**Subsidiaries**

Interests in subsidiaries are set out in Note 27.

**Key Management Personnel**

Disclosures relating to key management personnel are set out in Note 19 and the remuneration report included in the Directors' report.

**Transactions with Related Parties**

The following transactions occurred with related parties:

	<b>Consolidated</b>	
	<b>2022</b>	<b>2021</b>
	<b>\$</b>	<b>\$</b>
<i>Payment for Other Expenses:</i>		
Interest payable to key management personnel*	-	1,321

\* Interest of \$nil (2021: \$1,321) payable to Kevin Wilson during the year.

**Receivable from and Payable to Related Parties**

There were no trade receivables from or trade payables to related parties at the current and previous reporting date.

**Loans to/from Related Parties**

The following balances are outstanding at the reporting date in relation to loans with related parties:

	<b>Consolidated</b>	
	<b>2022</b>	<b>2021</b>
	<b>\$</b>	<b>\$</b>
<i>Current Borrowings:</i>		
Loans from key management personnel	-	50,000

**Terms and Conditions**

All transactions were made on normal commercial terms and conditions and at market rates.

**Note 24. Events After the Reporting Period**

On 22 February 2023 the Company launched a Rights Issue to raise up to \$4.3 million from shareholders. The Issue closed on 20 March 2023 and on 24 March 2023 the Company announced it had raised \$2.2 million before costs.

No other matter or circumstance has arisen since 31 December 2022 that has significantly affected, or may significantly affect the Company's operations, the results of those operations, or the Company's state of affairs in future financial years.

**Note 25. Reconciliation of Loss after Income Tax to Net Cash Used in Operating Activities**

	<b>Consolidated</b>	
	<b>2022</b>	<b>2021</b>
	<b>\$</b>	<b>\$</b>
Loss after income tax expense for the year	(10,887,640)	(5,306,345)
Adjustments for:		
Interest Accrual	76,120	-
Depreciation and amortisation	9,295	8,451
Foreign exchange loss	(184,741)	122,780
Other net foreign exchange differences	-	(100,041)
Impairment of non-current receivables	550,257	960,147
Impairment of exploration assets	6,704,335	-
Impairment of property, plant and equipment	218,719	-
Share-based payment expense	1,479,649	1,159,726
Equity-settled share-based payment transactions	-	401,205
Change in operating assets and liabilities:		
Increase in other receivables	(78,191)	(944,565)
(Increase)/Decrease in prepayments	(613,071)	(8,436)
Increase/(Decrease) in trade and other payables	179,073	55,458
Increase/(Decrease) in employee benefits	8,808	79,851
<b>Net Cash Used in Operating Activities</b>	<b><u>(2,689,625)</u></b>	<b><u>(3,571,769)</u></b>

**Note 26. Loss per Share**

	<b>Consolidated</b>	
	<b>2022</b>	<b>2021</b>
	<b>\$</b>	<b>\$</b>
Loss after income tax attributable to the owners of Los Cerros Limited	<u>(10,887,640)</u>	<u>(5,306,345)</u>

	<b>Consolidated</b>	
	<b>2022</b>	<b>2021</b>
	<b>Cents per Share Cents per Share</b>	
Basic loss per share	(1.66)	(1.00)
Diluted loss per share	(1.66)	(1.00)

	<b>Consolidated</b>	
	<b>2022</b>	<b>2021</b>
	<b>Number Number</b>	
Weighted average number of ordinary shares used in calculating basic loss per share	<u>654,029,062</u>	<u>530,899,235</u>
Weighted average number of ordinary shares used in calculating diluted loss per share	<u>654,029,062</u>	<u>530,899,235</u>

**Note 27. Interests in Subsidiaries**

The consolidated financial statements incorporate the assets, liabilities and results of the following subsidiaries in accordance with the accounting policy described in Note 1(e):

Name	Principal Place of Business / Country of Incorporation	Ownership Interest	
		2022 %	2021 %
Subsidiaries of Los Cerros Limited:			
Hampton Mining Limited	Australia	100%	100%
North Hill Holdings Group Inc.	British Virgin Islands	100%	100%
Andes Resources Ltd	Australia	100%	100%
Footprint Resources Pty Ltd	Australia	100%	-
Wholly owned subsidiaries of North Hill Holdings Group Inc.:			
North Hill Colombia Inc.	British Virgin Islands	100%	100%
Miraflores Hampton Colombia SAS	Colombia	100%	100%
Miraflores Compania Minera SAS	Colombia	100%	100%
Subsidiaries of Andes Resources Ltd:			
Andes Resources Inc.	Canada	100%	100%
Andes Resources E.P. S.A.S.	Colombia	100%	100%
Andes Holdings S.A.S.	Colombia	90%	90%
Ni Maria J S.A.S.	Colombia	77%	77%

**Note 28. Acquisition of Footprint Resources Pty Ltd**

On 22 November 2022, the Group acquired Footprint Resources Pty Ltd ("Footprint"). The acquisition of the private company includes multiple copper, gold and nickel targets in Papua New Guinea.

The acquisition of Footprint has been treated as an asset acquisition. This was on the basis that the transaction met the "concentration test" within AASB 3 *Business Combinations*. The cost of the acquisition has therefore been allocated to the assets and liabilities acquired.

The cost of the acquisition was attributed to the following assets and liabilities:

	<b>Consolidated 2022 \$</b>
<b>Assets acquired and liabilities assumed at the date of acquisition</b>	
Exploration Asset (Tenement licenses)	3,027,422
Cash and cash equivalents	33,297
Other identifiable net liabilities	(33,097)
<b>Net Assets Acquired at 22 November 2022</b>	<u><u>3,027,622</u></u>

**Los Cerros Limited**  
**Notes to the Consolidated Financial Statements (Cont.)**  
**31 December 2022**



**Consideration for the acquisition**

Cash Paid	550,000
Share Capital Issued	2,342,336
Reimbursement of exploration costs during the period of negotiation	42,660
Other costs of acquisition (incl. legal and professional fees)	<u>92,626</u>
<b>Total consideration costs paid</b>	<u><u>3,027,622</u></u>

**Note 29. Parent Entity Information**

Set out below is the supplementary information about the parent entity.

**(a) Statement of Profit or Loss and Other Comprehensive Income**

	<b>Parent</b>	
	<b>2022</b>	<b>2021</b>
	<b>\$</b>	<b>\$</b>
Loss after income tax	<u>(13,883,767)</u>	<u>(7,474,838)</u>
<b>Total Comprehensive Loss</b>	<u><u>(13,883,767)</u></u>	<u><u>(7,474,838)</u></u>

**(b) Statement of Financial Position**

	<b>Parent</b>	
	<b>2022</b>	<b>2021</b>
	<b>\$</b>	<b>\$</b>
Total current assets	<u>8,491,960</u>	<u>19,026,328</u>
<b>Total Assets</b>	<u><u>36,318,288</u></u>	<u><u>45,324,209</u></u>
Total current liabilities	<u>451,470</u>	<u>475,990</u>
<b>Total Liabilities</b>	<u><u>490,121</u></u>	<u><u>492,053</u></u>
<b>Equity</b>		
Issued capital	394,355,750	390,955,621
Options reserve	2,549,014	1,116,837
Accumulated losses	<u>(361,076,596)</u>	<u>(347,240,302)</u>
<b>Total Equity</b>	<u><u>35,828,168</u></u>	<u><u>44,832,156</u></u>

**(c) Contingent Liabilities and Guarantees**

The parent entity had no other contingent liabilities or guarantees as at 31 December 2022 and as at 31 December 2021.

**Los Cerros Limited  
Directors' Declaration  
31 December 2022**



In the Directors' opinion:

- the attached financial statements and notes comply with the *Corporations Act 2001*, the Accounting Standards, the *Corporations Regulations 2001* and other mandatory professional reporting requirements;
- the attached financial statements and notes comply with International Financial Reporting Standards as issued by the International Accounting Standards Board as described in Note 1 to the financial statements;
- the attached financial statements and notes give a true and fair view of the Company's financial position as at 31 December 2022 and of its performance for the financial year ended on that date; and
- there are reasonable grounds to believe that the Company will be able to pay its debts as and when they become due and payable.

The Directors have been given the declarations required by section 295A of the *Corporations Act 2001*.

Signed in accordance with a resolution of Directors made pursuant to section 295(5)(a) of the *Corporations Act 2001*.

On behalf of the Directors

A handwritten signature in black ink, appearing to read "Ross Ashton", written over a horizontal line.

Ross Ashton  
Non-Executive Chairman

31 March 2023

---

**Grant Thornton Australia Limited**

Level 43 Central Park  
152-158 St Georges Terrace  
Perth WA 6000  
PO Box 7757  
Cloisters Square  
Perth WA 6850  
T +61 8 9480 2000

## Independent Auditor's Report

### To the Members of Los Cerros Limited

#### Report on the audit of the financial report

##### Opinion

We have audited the financial report of Los Cerros Limited (the Company) and its subsidiaries (the Group), which comprises the consolidated statement of financial position as at 31 December 2022, the consolidated statement of profit or loss and other comprehensive income, consolidated statement of changes in equity and consolidated statement of cash flows for the year then ended, and notes to the consolidated financial statements, including a summary of significant accounting policies, and the Directors' declaration.

In our opinion, the accompanying financial report of the Group is in accordance with the *Corporations Act 2001*, including:

- a giving a true and fair view of the Group's financial position as at 31 December 2022 and of its performance for the year ended on that date; and
- b complying with Australian Accounting Standards and the *Corporations Regulations 2001*.

##### Basis for opinion

We conducted our audit in accordance with Australian Auditing Standards. Our responsibilities under those standards are further described in the *Auditor's Responsibilities for the Audit of the Financial Report* section of our report. We are independent of the Group in accordance with the auditor independence requirements of the *Corporations Act 2001* and the ethical requirements of the Accounting Professional and Ethical Standards Board's APES 110 *Code of Ethics for Professional Accountants (including Independence Standards)* (the Code) that are relevant to our audit of the financial report in Australia. We have also fulfilled our other ethical responsibilities in accordance with the Code.

We believe that the audit evidence we have obtained is sufficient and appropriate to provide a basis for our opinion.

[www.grantthornton.com.au](http://www.grantthornton.com.au)  
ABN-41 127 556 389 ACN-127 556 389

---

Grant Thornton Australia Ltd ABN 41 127 556 389 ACN 127 556 389. 'Grant Thornton' refers to the brand under which the Grant Thornton member firms provide assurance, tax and advisory services to their clients and/or refers to one or more member firms, as the context requires. Grant Thornton Australia Limited is a member firm of Grant Thornton International Ltd (GTIL). GTIL and the member firms are not a worldwide partnership. GTIL and each member firm is a separate legal entity. Services are delivered by the member firms. GTIL does not provide services to clients. GTIL and its member firms are not agents of, and do not obligate one another and are not liable for one another's acts or omissions. In the Australian context only, the use of the term 'Grant Thornton' may refer to Grant Thornton Australia Limited ABN 41 127 556 389 ACN 127 556 389 and its Australian subsidiaries and related entities. Liability limited by a scheme approved under Professional Standards Legislation.

For personal use only

**Material uncertainty related to going concern**

We draw attention to Note 1(c) in the financial statements, which indicates that the Group incurred a net loss of \$10,887,640 during the year ended 31 December 2022, and as of that date, the Group's net cash used in operating and investing activities was \$12,014,301. As stated in Note 1(c), these events or conditions, along with other matters as set forth in Note 1(c), indicate that a material uncertainty exists that may cast doubt on the Group's ability to continue as a going concern. Our opinion is not modified in respect of this matter.

**Key audit matters**

Key audit matters are those matters that, in our professional judgement, were of most significance in our audit of the financial report of the current period. These matters were addressed in the context of our audit of the financial report as a whole, and in forming our opinion thereon, and we do not provide a separate opinion on these matters.

In addition to the matter described in the *Material uncertainty related to going concern* section, we have determined the matters described below to be the key audit matters to be communicated in our report.

Key audit matter	How our audit addressed the key audit matter
<p><b>Asset acquisition – Notes 1(p)(x), 10 &amp; 28</b></p> <p>On 22 November 2022, the Group completed a transaction to purchase exploration and evaluation assets from Footprint Resources Pty Ltd for total consideration of \$3.03 million.</p> <p>In accordance with AASB 3 <i>Business Combinations</i>, the Group is required to assess whether the assets acquired and any liabilities assumed constitute a business. Accordingly, the Group applied the optional concentration test under AASB 3. It concluded that the test is met as substantially all the fair value of the gross assets acquired is concentrated in a group of similar identifiable assets and therefore was not a business combination.</p> <p>This area is a key audit matter as Management's evaluation of meeting the concentration test and determining fair values of acquired assets requires significant judgement and estimation.</p>	<p>Our procedures included, amongst other:</p> <ul style="list-style-type: none"> <li>• Reading and evaluating the transaction documents to understand the key terms and conditions of the acquisition;</li> <li>• Reviewing management's assessment on the application of the optional concentration test under AASB 3 and evaluating it for appropriateness;</li> <li>• Evaluating the valuation methodology used by the Group to determine the fair value of assets and liabilities acquired,</li> <li>• Evaluating the competence, capabilities and objectivity of management's experts used in determining fair values;</li> <li>• Assessing the relevance and reliability of the inputs and assumptions used by the independent valuation expert by inspecting supporting evidence, underlying market data and industry practice;</li> <li>• Challenging the key assumptions used by the Group and their external experts in determining the fair value of assets acquired; and</li> <li>• Assessing the appropriateness of the related financial statement disclosures.</li> </ul>
<p><b>Exploration and Evaluation Assets – Notes 1(p)(q), &amp; 10</b></p> <p>At 31 December 2022, the carrying value of exploration and evaluation assets was \$26,992,530</p> <p>In accordance with AASB 6 <i>Exploration for and Evaluation of Mineral Resources</i>, the Group must assess at each reporting date if any indicators of impairment suggest the carrying value exceeds the recoverable value.</p>	<p>Our procedures included, amongst others:</p> <ul style="list-style-type: none"> <li>• Obtaining the management reconciliation of capitalised exploration and evaluation expenditure and agreeing to the general ledger;</li> <li>• Reviewing management's area of interest considerations against AASB 6;</li> </ul>

The process undertaken by management to assess whether there are any impairment indicators in each area of interest involves an element of management judgement.

Management concluded that \$6,704,336 of capitalised exploration and evaluation costs attributable to the Andes Project area of interest were impaired and have been written down to nil carrying value.

- This area is a key audit matter due to the significant judgement involved in determining the existence of impairment indicators.

- Conducting a detailed review of management's assessment of indicators of impairment events prepared in accordance with AASB 6, including;
  - tracing projects to statutory registers, exploration licenses and third-party confirmations to determine whether a right of tenure existed;
  - enquiry of management regarding their intentions to carry out exploration and evaluation activity in the relevant exploration area, including review of management's budgeted expenditure; and
  - understanding whether any data exists to suggest that the carrying value of these exploration and evaluation assets are unlikely to be recovered through development or sale;
- Testing a sample of additions during the year to supporting documentation;
- Assessing the accuracy of impairment recorded for the year as it pertained to exploration interests;
- Evaluating the competence and capabilities of management in the evaluation of potential indicators of impairment; and
- Assessing the appropriateness of the related financial statement disclosures.

---

#### **Information other than the financial report and auditor's report thereon**

The Directors are responsible for the other information. The other information comprises the information included in the Group's annual report for the year ended 31 December 2022, but does not include the financial report and our auditor's report thereon.

Our opinion on the financial report does not cover the other information and we do not express any form of assurance conclusion thereon.

In connection with our audit of the financial report, our responsibility is to read the other information and, in doing so, consider whether the other information is materially inconsistent with the financial report or our knowledge obtained in the audit or otherwise appears to be materially misstated.

If, based on the work we have performed, we conclude that there is a material misstatement of this other information, we are required to report that fact. We have nothing to report in this regard.

#### **Responsibilities of the Directors for the financial report**

The Directors of the Company are responsible for the preparation of the financial report that gives a true and fair view in accordance with Australian Accounting Standards and the Corporations Act 2001 and for such internal control as the Directors determine is necessary to enable the preparation of the financial report that gives a true and fair view and is free from material misstatement, whether due to fraud or error.

In preparing the financial report, the Directors are responsible for assessing the Group's ability to continue as a going concern, disclosing, as applicable, matters related to going concern and using the going concern basis of accounting unless the Directors either intend to liquidate the Group or to cease operations, or have no realistic alternative but to do so.

For personal use only

### Auditor's responsibilities for the audit of the financial report

Our objectives are to obtain reasonable assurance about whether the financial report as a whole is free from material misstatement, whether due to fraud or error, and to issue an auditor's report that includes our opinion. Reasonable assurance is a high level of assurance, but is not a guarantee that an audit conducted in accordance with the Australian Auditing Standards will always detect a material misstatement when it exists. Misstatements can arise from fraud or error and are considered material if, individually or in the aggregate, they could reasonably be expected to influence the economic decisions of users taken on the basis of this financial report.

A further description of our responsibilities for the audit of the financial report is located at the Auditing and Assurance Standards Board website at: [http://www.auasb.gov.au/auditors\\_responsibilities/ar1\\_2020.pdf](http://www.auasb.gov.au/auditors_responsibilities/ar1_2020.pdf). This description forms part of our auditor's report.

### Report on the remuneration report

#### Opinion on the remuneration report

We have audited the Remuneration Report included in pages 25 to 31 of the Directors' report for the year ended 31 December 2022.


In our opinion, the Remuneration Report of Los Cerros Limited, for the year ended 31 December 2022 complies with section 300A of the *Corporations Act 2001*.

### Responsibilities

The Directors of the Company are responsible for the preparation and presentation of the Remuneration Report in accordance with section 300A of the *Corporations Act 2001*. Our responsibility is to express an opinion on the Remuneration Report, based on our audit conducted in accordance with Australian Auditing Standards.



GRANT THORNTON AUDIT PTY LTD  
Chartered Accountants



B P Steedman  
Partner – Audit & Assurance

Perth, 31 March 2023

The shareholder information set out below was applicable as at 14 April 2023.

**Distribution of Fully Paid Ordinary Shares**

Analysis of number of equitable security holders by size of holding:

	<b>Number of Holders of Ordinary Shares</b>	<b>Percentage of Issued Ordinary Shares</b>
1 to 1,000	191	0.00%
1,001 to 5,000	568	0.27%
5,001 to 10,000	725	0.70%
10,001 to 100,000	2,124	10.22%
100,001 and over	804	88.81%
	<u>4,412</u>	<u>100.00%</u>

There were 1,944 holdings of less than a marketable parcel.

**Unquoted Equity Securities**

<b>Class</b>	<b>Number of Unquoted Equity Securities</b>	<b>Number of Holders</b>	<b>Number of Holders Holding 20% or More in the Class</b>
Options exercisable at \$0.0474 expiring 16/11/2026	13,000,000	2	2
Options exercisable at \$0.05 expiring 29/11/2026	25,000,000	1	1
Class A Options exercisable at \$0.32 expiring 01/07/2023	5,546,875	6	2
Class B Options exercisable at \$0.32 expiring 31/08/2023	656,250	5	1
Class C Options exercisable at \$0.32 expiring 15/11/2023	46,875	1	1
Incentive Options exercisable at \$0.135 expiring 30/09/2024	10,000,000	3	3
Performance Rights expiring 31 January 2025 (Tranche 1)	1,495,000	3	2
Performance Rights expiring 31 January 2025 (Tranche 2)	6,200,000	4	1
Performance Rights expiring 31 January 2025 (Tranche 3)	6,200,000	4	1
Performance Rights expiring 31 December 2023 (Class A)	3,425,000	2	2
Performance Rights expiring 31 December 2024 (Class B)	3,425,000	2	2
Performance Rights expiring 31 December 2025 (Class C)	3,425,000	2	2
Performance Rights expiring 31 December 2023	6,500,000	2	2
Performance Rights expiring 31 December 2024	6,500,000	2	2
Performance Rights expiring 31 December 2025	6,500,000	2	2
Performance Rights expiring 31 December 2025	2,325,000	1	1

All Performance Rights have not vested.

**Twenty largest quoted equity security holders**

The names of the twenty largest security holders of quoted equity securities are listed below:

	<b>Ordinary Shares Number Held</b>	<b>% of Total Shares Issued</b>
Lizeng Pty Ltd	71,293,729	8.98%
J P Morgan Nominees Australia Pty Limited	36,751,084	4.63%
Mr Glenn Thomas Twomey	35,865,776	4.52%
Mr John Thomas Dobe	32,532,443	4.10%
Jeshing Property Management Pty Ltd	20,476,978	2.58%
Batman Invest Pty Ltd	19,614,000	2.43%
Whale Watch Holdings Limited	17,000,000	2.14%
Ross Ashton	14,150,834	1.78%
AngloGold Ashanti Holdings Plc	10,476,597	1.32%
BNP Paribas Nominees Pty Ltd	9,529,335	1.20%
Citicorp Nominees Pty Limited	9,196,573	1.16%
BNP Paribas Noms Pty Ltd	9,194,556	1.16%
Kevin Wilson	6,899,255	0.87%
Ownlot Pty Ltd	6,733,554	0.85%
Harshell Investments Pty Ltd	6,300,000	0.79%
National Nominees Limited	6,064,164	0.76%
S3 Consortium Pty Ltd	5,845,814	0.74%
Kaos Investments Pty Limited	5,250,000	0.66%
Treadstone Service Company Pty Limited	5,112,580	0.64%
BNP Paribas Noms Pty Ltd	4,918,395	0.62%
	<u>333,205,667</u>	<u>41.95%</u>

**Substantial Holders**

Substantial shareholders and any Associates' Relevant Interests as disclosed in the Company's share register.

<b>Substantial Holder</b>	<b>Shares Held</b>	<b>% of Issued Capital</b>	<b>Unlisted Options Held</b>
Lizeng Pty Ltd	71,293,729	8.98%	Nil

**Voting Rights**

The voting rights attached to ordinary shares are set out below:

*Ordinary Shares*

On a show of hands every member present at a meeting in person or by proxy shall have one vote and upon a poll each share shall have one vote.

**Mineral Tenements held as at 31 March 2023**

<b>Papua New Guinea</b>		
<b>TENEMENT</b>	<b>TITLEHOLDER (1)</b>	<b>STATUS</b>
<b>Ono Project</b>		
EL2665 Ono	FPR	Renewal (3)(4)
EL2681 Kau Ck	FPR	Granted (2)
<b>Imou Project</b>		
EL2548 April River	FPR	Renewal (3)(4)
<b>Liamu Project</b>		
EL2432 Sinua	FPR	Renewal (3)(4)
EL2706 Awala	FPR	Granted (2)
EL2768 Safia	FPR	Application (5)
<b>Tauya Project</b>		
EL2673 Tauya	FPR	Granted (2)

(1) FPR (Footprint Resources Pty Ltd ACN167 751 868) a 100%-owned subsidiary of Los Cerros. Footprint owns 100% of the ELs (Exploration Licences). There are no third party royalties, buy backs or other encumbrances over the FPR tenements. Under the 1992 Mining Act, the PNG Government has the right to purchase 30% of any project at the Mining Lease Application phase.

(2) Exploration Licences in PNG are granted for a two year period with no limit on the number of renewals allowed.

(3) EL2665 Ono, EL2548 April River and EL2432 Sinua all have renewals in progress. The renewal applications have been lodged for a two year extension. The expenditure and work conducted on all three licences exceeded the Mineral Resources Authority (MRA) commitments and as such are expected to follow the standard procedure set out in Point 4 below.

(4) The renewal process in PNG consists of the lodgement of a renewal application, nomination of a Warden's Hearing date, conduct of the Warden's Hearing, assessment of the information by the Mineral Advisory Council/MRA prior to referral to the Mining Minister for approval. As this process typically takes 6 to 12 months to complete, it is common for PNG Exploration Licences to be in Renewal status. The MRA requires Explorers to maintain exploration activities throughout the Renewal period.

(5) EL2768 Safia is an uncontested Application lodged on the 3 October 2022. The Warden's Hearing for this licence was conducted on 31 January 2023 and received unanimous support for grant to Footprint. The grant of the licence normally occurs 3 to 6 months post a successful Warden's Hearing.

**Mineral Tenements held as at 31 March 2023 (Cont.)**

<b>Quinchia Gold Project, Colombia</b>			
<b>TENEMENT (1)</b>	<b>TITLEHOLDER (2)</b>	<b>TYPE OF CONTRACT (3)(5)</b>	<b>STAGE</b>
010-87M (4)	MCM	Contribution contract	Exploration
DLK-142	MCM	Concession	Exploration
DLK-14544X	MCM	Concession	Exploration
FCG-08355X	MCM	Concession	Exploration
FCG-08356X	MCM	Concession	Exploration
FCG-08357X	MCM	Concession	Exploration
FCG-08358X	MCM	Concession	Exploration
FKH-145510X	MCM	Concession	Exploration
GC4-15002X (6)	MCM	Concession	Exploration
GC4-15005X (6)	MCM	Concession	Exploration
GC4-150010X (6)	MCM	Concession	Exploration
TDR-11411	MCM	Application	Exploration
GC4-159 (6)	AGA	Application	Exploration
GC4-15004X (6)	AGA	Application	Exploration
GC4-15006X (6)	AGA	Application	Exploration
GC4-15007X (6)	AGA	Application	Exploration
GC4-15009X (6)	AGA	Application	Exploration
KHL-15421 (6)	AGA	Application	Exploration
OG2-08112	MCM	Application	Exploration
OG2-10591	MCM	Application	Exploration
OG2-8073	MCM	Application	Exploration
502321	MCM	Application	Exploration
502322	MCM	Application	Exploration
505395	MCM	Application	Exploration

(1) All titles are part of the Quinchia Gold Project, Quinchia, Department of Risaralda, Colombia.

(2) MCM (Miraflores Compañía Minera SAS) a 100%-owned subsidiary of North Hill Holdings Group Inc., owned as to 100% by Los Cerros.

(3) Concessions at Exploration Stage have 3 year life extendable for 2 years to a maximum 11 years.

(4) 15 year life extendable for 15 years.

(5) Applications have neither legal liabilities nor certainty that they will be granted in whole or in part. If there was open ground at the time of lodging, a contract for exploration and potential exploration will be offered to the applicant. MCM has a beneficial interest of 100% of the tenement when the application is granted.

(6) AGA (AngloGold Ashanti Colombia SAS). Los Cerros has a 100% beneficial interest in these tenements which are in the process of transfer to MCM.

**Mineral Tenements held as at 31 March 2023 (Cont.)**

<b>Andes Gold Project, Colombia</b>			
<b>TENEMENT (1)</b>	<b>TITLEHOLDER (2)</b>	<b>TYPE OF CONTRACT</b>	<b>STAGE</b>
T5630005 El Columpio	Andes Resources (2.3)	Concession (4)	Exploitation
P8717011 San Pablo	Mineria Integral de Colombia - MININCOL (2.1)	Special Permission (5)	Exploitation
HINC-03-5843	Grupo de Bullet (2.2)	Concession (3)	Exploration
KI7-14021	Frontera (2.2)	Concession (3)	Exploration
18821	Puerto de Oro & Claudia Naranjo Ruiz (2.2)	Application (6)	Exploration
19697	Puerto de Oro (2.2)	Application (6)	Exploration
20982	Colombian Development Corporation (2.2)	Application (6)	Exploration
HD6-08152X	Negocios Mineros (2.2)	Application (6)	Exploration
HD6-086	Negocios Mineros (2.2)	Application (6)	Exploration
PKA-08231	Nacional de Minerales y Metales (2.2)	Application (6)	Exploration
HKU-08011	Leo (2.2)	Application (6)	Exploration
JC4-08003X	Acuario (2.2)	Application (6)	Exploration
JC4-08004X	Acuario (2.2)	Application (6)	Exploration
JC4-08005X	Acuario (2.2)	Application (6)	Exploration
JC4-08006X	Acuario (2.2)	Application (6)	Exploration
JC4-08007X	Acuario (2.2)	Application (6)	Exploration
JC4-08008X	Acuario (2.2)	Application (6)	Exploration
JC4-08009X	Acuario (2.2)	Application (6)	Exploration
JCC-16191X	Achagua (2.2)	Application (6)	Exploration
JGS-16391	Cholo (2.2)	Application (6)	Exploration
JGS-16394X	Cholo (2.2)	Application (6)	Exploration
JGS-16393X	Cholo (2.2)	Application (6)	Exploration
JII-08221	El Crucero (2.2)	Application (6)	Exploration
JJR-08052X	El Percal (2.2)	Application (6)	Exploration
KCJ-08041	Eros (2.2)	Application (6)	Exploration
KGD-08051	Esquimal (2.2)	Application (6)	Exploration
KGD-08052X	Esquimal (2.2)	Application (6)	Exploration
KI7-14022X	Sociedad Frontera (2.2)	Application (6)	Exploration
KI7-14023X	Sociedad Frontera (2.2)	Application (6)	Exploration
KI7-14024X	Sociedad Frontera (2.2)	Application (6)	Exploration
LJQ-08007	Grupo de Bullet (2.2)	Application (6)	Exploration
OG2-08124	Negocios Mineros (2.2)	Application (6)	Exploration
OG2-08159	Negocios Mineros (2.2)	Application (6)	Exploration
OG2-09375	Minerales OTU (2.2)	Application (6)	Exploration

**Mineral Tenements held as at 31 March 2023 (Cont.)**

<b>Andes Gold Project, Colombia</b>			
<b>TENEMENT (1)</b>	<b>TITLEHOLDER (2)</b>	<b>TYPE OF CONTRACT</b>	<b>STAGE</b>
PDN-09001	Nacional de Minerales y Metales (2.2)	Application (6)	Exploration
RHA-08102X	Andes Resources (2.3)	Application (6)	Exploration
TG9-08001	Andes Resources (2.3)	Application (6)	Exploration
TGC-08001	Andes Resources (2.3)	Application (6)	Exploration
TGD-08001	Andes Resources (2.3)	Application (6)	Exploration
TGG-08001	Andes Resources (2.3)	Application (6)	Exploration
TGH-08001	Andes Resources (2.3)	Application (6)	Exploration
TGH-08002X	Andes Resources (2.3)	Application (6)	Exploration
TGI-08001	Andes Resources (2.3)	Application (6)	Exploration
JGS-16391	Cholo (2.2)	Application (6)	Exploration
THF-08011	Andes Resources (2.3)	Application (6)	Exploration
TII-08021	Andes Resources (2.3)	Application (6)	Exploration
TJO-08031	Andes Resources (2.3)	Application (6)	Exploration
TLB-08151	Andes Resources (2.3)	Application (6)	Exploration
UA2-10471	Andes Resources (2.3)	Application (6)	Exploration
UAF-08011	Andes Resources (2.3)	Application (6)	Exploration
501061	Andes Resources (2.3)	Application (6)	Exploration
TGG-08002X	Andes Resources (2.3)	Application (6)	Exploration
TGG-08003X	Andes Resources (2.3)	Application (6)	Exploration
TGG-08004X	Andes Resources (2.3)	Application (6)	Exploration
501528	Andes Resources (2.3)	Application (6)	Exploration
501529	Andes Resources (2.3)	Application (6)	Exploration
501530	Andes Resources (2.3)	Application (6)	Exploration
501533	Andes Resources (2.3)	Application (6)	Exploration
501773	Andes Resources (2.3)	Application (6)	Exploration
501814	Andes Resources (2.3)	Application (6)	Exploration
501815	Andes Resources (2.3)	Application (6)	Exploration
502051	Andes Resources (2.3)	Application (6)	Exploration
502585	Andes Resources (2.3)	Application (6)	Exploration
502587	Andes Resources (2.3)	Application (6)	Exploration
502590	Andes Resources (2.3)	Application (6)	Exploration
502729	Andes Resources (2.3)	Application (6)	Exploration
502752	Andes Resources (2.3)	Application (6)	Exploration
503564	Andes Resources (2.3)	Application (6)	Exploration
503894	Andes Resources (2.3)	Application (6)	Exploration

**Mineral Tenements held as at 31 March 2023 (Cont.)**

<b>Andes Gold Project, Colombia</b>			
<b>TENEMENT (1)</b>	<b>TITLEHOLDER (2)</b>	<b>TYPE OF CONTRACT</b>	<b>STAGE</b>
503895	Andes Resources (2.3)	Application (6)	Exploration
504100	Andes Resources (2.3)	Application (6)	Exploration
504101	Andes Resources (2.3)	Application (6)	Exploration
504102	Andes Resources (2.3)	Application (6)	Exploration
504105	Andes Resources (2.3)	Application (6)	Exploration
504106	Andes Resources (2.3)	Application (6)	Exploration
504107	Andes Resources (2.3)	Application (6)	Exploration
504108	Andes Resources (2.3)	Application (6)	Exploration
504115	Andes Resources (2.3)	Application (6)	Exploration
504117	Andes Resources (2.3)	Application (6)	Exploration
504126	Andes Resources (2.3)	Application (6)	Exploration
504862	Andes Resources (2.3)	Application (6)	Exploration
504877	Andes Resources (2.3)	Application (6)	Exploration
505582	Andes Resources (2.3)	Application (6)	Exploration
505689	Andes Resources (2.3)	Application (6)	Exploration
505867	Andes Resources (2.3)	Application (6)	Exploration
505927	Andes Resources (2.3)	Application (6)	Exploration
505929	Andes Resources (2.3)	Application (6)	Exploration
506162	Andes Resources (2.3)	Application (6)	Exploration
506165	Andes Resources (2.3)	Application (6)	Exploration
506172	Andes Resources (2.3)	Application (6)	Exploration
506173	Andes Resources (2.3)	Application (6)	Exploration
506385	Andes Resources (2.3)	Application (6)	Exploration
506386	Andes Resources (2.3)	Application (6)	Exploration
506389	Andes Resources (2.3)	Application (6)	Exploration
506391	Andes Resources (2.3)	Application (6)	Exploration
506392	Andes Resources (2.3)	Application (6)	Exploration
506393	Andes Resources (2.3)	Application (6)	Exploration
506394	Andes Resources (2.3)	Application (6)	Exploration
506396	Andes Resources (2.3)	Application (6)	Exploration
506397	Andes Resources (2.3)	Application (6)	Exploration
506398	Andes Resources (2.3)	Application (6)	Exploration
506400	Andes Resources (2.3)	Application (6)	Exploration
506401	Andes Resources (2.3)	Application (6)	Exploration
506403	Andes Resources (2.3)	Application (6)	Exploration

**Mineral Tenements held as at 31 March 2023 (Cont.)**

<b>Andes Gold Project, Colombia</b>			
<b>TENEMENT (1)</b>	<b>TITLEHOLDER (2)</b>	<b>TYPE OF CONTRACT</b>	<b>STAGE</b>
506530	Andes Resources (2.3)	Application (6)	Exploration
506531	Andes Resources (2.3)	Application (6)	Exploration
506534	Andes Resources (2.3)	Application (6)	Exploration
506535	Andes Resources (2.3)	Application (6)	Exploration
506913	Andes Resources (2.3)	Application (6)	Exploration
507114	Andes Resources (2.3)	Application (6)	Exploration

(1) All titles are part of the Andes Gold Project, located in Antioquia, Risaralda and Choco, Departments of Colombia. Pursuant to the Interest Transfer Agreement with Bullet Holding Corporation (Bullet), Andes Resources Pty Ltd has a 90% beneficial interest, and Bullet has a 10% interest. All tenements have been crossed checked against the National Mining Authority Registry (ANNA) and reflect the status reported in ANNA. The Colombian Mining Authority's migration to a new tenement management and cadastre system (ANNA) has generated inconsistencies and issues concerning certain mineral tenement boundaries. In addition, there is uncertainty regarding the application and constitutionality of Presidential Decree 1955/19, the purpose of which was to re-instate certain land rights over free land to qualifying informal miners. The issues are not unique to Los Cerros and have the potential to reduce the footprint of a subset of exploration licence applications within the Company's Andes Gold Project. The Company is monitoring the situation and will keep the market informed of developments.

(2) The Titleholders of the tenements are:

(2.1) Tenements in process of acquisition by Andes Resources EP S.A.S (Andes Resources) where Andes Resources owns 77% of the underling company, Ni Maria J SAS and is earning 100% which will then still be subject to the 10% Bullet holding discussed in (1) above.

(2.2) The titleholders of the applications are various companies associated with Bullet and covered under the Interest Transfer Agreement - see note (1).

(2.3) Andes Resources is a subsidiary company of Los Cerros.

(3) Concessions at Exploration Stage have 3 year life extendable for 2 years to a maximum of 11 years.

(4) Concessions at Exploitation Stage have 30 year life extendable for 30 years. This concession has an area reserved for exploration.

(5) 5 year life extendable for 5 years and the tenement is in process of transformation to Concession contract.

(6) Applications have neither legal liabilities nor certainty that they will be granted in whole or in part. If the ground was open ground at the time of lodging, a contract for exploration and potential exploitation will be offered to the applicant. Andes Resources has a beneficial interest in the tenement when the application is granted.

## Annual Mineral Resources and Reserves Statement, December 2022

### QUINCHIA GOLD PROJECT - MINERAL RESOURCE ESTIMATE (MRE)

Quinchia subzone	Resource Category	CUT-OFF	TONNES (Mt)	Au (g/t)	Au (koz)
Tesorito	Inferred	0.5g/t Au	50.0	0.81	1,298
Dosquebradas	Inferred	0.5g/t Au	20.2	0.71	459
Miraflores - U.Ground	Measured + Indicated	1.2g/t Au	9.3	2.82	840
Miraflores - U.Ground	Inferred	1.2g/t Au	0.5	2.36	37
<b>QUINCHIA RESOURCE</b>			<b>80.0</b>	<b>1.02</b>	<b>2,634</b>

Note: Miraflores Resource includes Miraflores Reserve

### MIRAFLORES RESERVE

CATEGORY	TONNES (Mt)	Au (g/t)	Ag (g/t)	Au (koz)	Ag (koz)
Proved	1.7	2.75	2.2	150	120
Probable	2.6	3.64	3.13	307	264
<b>Total</b>	<b>4.3</b>	<b>3.29</b>	<b>2.77</b>	<b>457</b>	<b>385</b>

The information in this section is drawn from the following ASX releases:

#### Deposit

Miraflores Mineral Resource Estimate and Ore Reserve and explanatory notes  
 Miraflores Ore Reserve Estimate and explanatory notes  
 Dosquebradas Mineral Resource Estimate and explanatory notes  
 Tesorito Resource Mineral Resource Estimate and explanatory notes

#### ASX Release Date

14 March 2017  
 27 November 2017  
 25 February 2020  
 22 March 2022

## Changes in the Annual Mineral Resources and Reserves Statement

The Annual Mineral Resources and Reserves Statement included in the 2021 Annual Report included the Tesorito MRE first released on the ASX on 22 March 2022. There has been no change since that annual statement.

### COMPETENT PERSON'S STATEMENT

The information in this Annual Report that relates to Colombian Exploration Targets, Exploration Results, Mineral Resources or Ore Reserves is based on information compiled by Mr. Cesar Garcia, who is a Member of The Australasian Institute of Mining and Metallurgy and who is a geologist who is employed by Los Cerros. Mr. Garcia has sufficient experience which is relevant to the style of mineralisation and type of deposit under consideration, and to the activity which he is undertaking, to qualify as a Competent Person as defined in the 2012 Edition of the 'Australasian Code for Reporting of Exploration Results, Mineral Resources and Ore Reserves'. Mr. Garcia consents to the inclusion in the release of the matters based on his information in the form and context in which it appears.

The information in this report that relates to Los Cerros' Exploration Results have been extracted from various Los Cerros ASX announcements and are available to view on the Company's website at [www.loscerros.com.au/site/content/](http://www.loscerros.com.au/site/content/) or through the ASX website at [www.asx.com.au](http://www.asx.com.au) (using ticker code "LCL").

The Company confirms that it is not aware of any new information or data that materially affects the information included in the original market announcement. The Company confirms that the form and context in which the Competent Person's findings are presented have not been materially modified from the original market announcements.