

**Timah Resources Limited**

A.B.N. 69 123 981 537

**FINANCIAL STATEMENTS**

**31 DECEMBER 2022**

For personal use only

## Contents

|  | <b>Page</b> |
|--|-------------|
| <b>Corporate Information</b>   | 1           |
| <b>Chairman's Statement</b>  | 2-3         |
| <b>Directors' Report</b>   | 4-18        |
| <b>Corporate Governance Statement</b>  | 19-31       |
| <b>Auditor's Independence Declaration</b>                                      | 32          |
| <b>Consolidated Statement of Profit or Loss and Other Comprehensive Income</b> | 33          |
| <b>Consolidated Statement of Financial Position</b>                            | 34          |
| <b>Consolidated Statement of Changes in Equity</b>                             | 35          |
| <b>Consolidated Statement of Cash Flows</b>                                    | 36          |
| <b>Notes to Financial Statements</b>   | 37-65       |
| <b>Directors' Declaration</b>  | 66          |
| <b>Auditor's Report</b>  | 67-70       |
| <b>Shareholder Information</b>   | 71-72       |

# Corporate Information

## Board of Directors

### *Executive Chairman*

Tan Sri Dr. Mah King Thian  
(Alternate Director: Dr. Jordina Mah Siu Yi)

### *Managing Director*

Dato' Seri Mah King Seng  
(Alternate Director: Li-Na Mah)

### *Chief Operating Officer/Executive Director*

Soong Swee Koon

### *Non-Executive & Independent Directors*

Jack Tian Hock Tan  
Lee Chong Hoe  
Derrick Martin De Souza

### *Company Secretary*

Andrew Wallis

### *Registered Office*

348 Pacific Highway  
Crows Nest NSW 2065, Australia  
Tel (02) 8054 1886  
Email: [info@timahresources.com.au](mailto:info@timahresources.com.au)  
Website: [www.timahresources.com.au](http://www.timahresources.com.au)

### *External Auditors*

K.S. Black & Co.  
Level 1, 251 Elizabeth Street  
Sydney NSW 2000

### *Solicitors*

FCG Legal Pty Ltd  
18 Drummond Street  
Carlton Victoria 3053

### *Share Register*

Boardroom Pty Ltd  
Grosvenor Place, Level 12  
225 George Street  
Sydney NSW 2000

### *Stock Exchange Listing*

Timah Resources Limited securities are listed on the Australian Securities Exchange (ASX) – Code 'TML'

For personal use only

## *Chairman's Statement*

**Dear fellow shareholder,**

Welcome to our Annual Report for 2022. Similarly, to the preceding year, the financial year ended 31st December 2022 has been challenging for the Group.

### ***Coronavirus Endemic Phase***

The year of 2022 signaled a new chapter for Malaysia as the country began transitioning from a Covid-19 pandemic phase to an endemic phase. This comes after a two-year effort from both the government and ordinary citizens to curb the spread of the virus.

On April 1, changes were announced for the national standard operating procedures (SOP) that were introduced at the start of the pandemic. A significant update was the reopening of the country's borders, thus allowing for the delivery of crucial spare parts and supporting services that had been delayed by the pandemic.

However, small waves of the Covid Omicron sub-variant were still detected in the country. To mitigate the risk of transmission, the Group continued to implement safety operating procedures.

These procedures were less stringent compared to initial implementation, but we still required employees who tested Covid positive to quarantine for at least 4 days until they tested negative.

### ***Productivity affected by Covid-19 and Ukraine-Russia war***

This year, we were finally able to carry out major maintenance and repair works on our Biogas Plant. These works have been delayed since 2020 and were only made possible with the recent reopening of national borders. Unfortunately, just as the Group had begun to overcome the challenges posed by the Covid-19 pandemic, new problems have emerged as a result of the February 2022 Russian invasion of Ukraine. Disruptions to the global supply chain has led to steep increases in the prices of essential spare parts and services that we require.

During the first 9 months of the year, we incurred a substantial cost of RM 2.4 million to overhaul gas engines. During these repairs, the plant's power generation was also disrupted, resulting in a temporary but significant drop in our power exports compared to the preceding year. Despite the short-term problems it caused, these repairs were essential to ensure long-term profitability and the majority of the plant overhaul is now complete.

contact

**Address**

348, Pacific Highway  
Crows Nest, NSW 2065

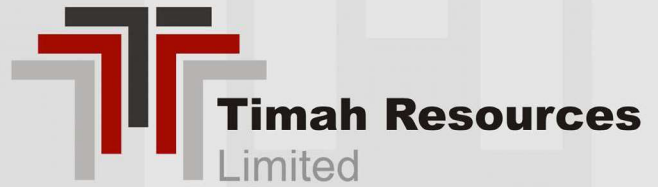
**Contact Details**

Phone : +612 8054 1866  
Fax : +612 9267 4388

[www.timahresources.com.au](http://www.timahresources.com.au)

Email: [info@timahresources.com.au](mailto:info@timahresources.com.au)

For personal use only



Another challenge we faced this year was the unusually high downpour that occurred during the monsoon season of the last quarter of 2022. This caused a drastic fall in the production of Fresh Fruit Bunches resulting in less Palm Oil Mill Effluent (POME) feedstock for our Biogas Plant. Consequently, this led to a lower plant power output, further contributing to the plant's worsened performance this year.

These unforeseen circumstances were unfortunate. However, the Group is hopeful that with the majority of its repairs completed, the plant will be able to achieve higher production in 2023 and be profitable.

***Conclusion***

On behalf of the Board and the management team, I would like to thank you for your continuing support and look forward to further progress in the next financial year.

A handwritten signature in black ink, appearing to read 'Tan Sri Dr. Mah King Thian', is written over a horizontal line.

**Tan Sri Dr. Mah King Thian**  
*Executive Chairman*

contact

**Address**

348, Pacific Highway  
Crows Nest, NSW 2065

**Contact Details**

Phone : +612 8054 1866  
Fax : +612 9267 4388

[www.timahresources.com.au](http://www.timahresources.com.au)

Email: [info@timahresources.com.au](mailto:info@timahresources.com.au)



**Timah Resources**  
Limited

## *Directors' Report*

Your Directors are pleased to present the report of Timah Resources Limited (“TML”) for the financial year ended 31 December 2022.

### *Directors*

The names of persons acting as directors of TML during the financial year and up to the date of this report are:

Tan Sri Dr. Mah King Thian  
(Alternate: Dr. Jordina Siu Yi Mah)

Dato' Seri Mah King Seng  
(Alternate: Li-Na Mah)

Soong Swee Koon

Lee Chong Hoe

Jack Tian Hock Tan

Derrick Martin De Souza

Directors have been in office since the start of the year to the date of this report unless otherwise stated.

### *Principal Activities*

The principal activity of TML during the year is renewable energy power generation by its subsidiary, Mistral Engineering Sdn Bhd (“Mistral”).

### *Operating Results*

Loss after taxation for the financial year amounted to RM2,233,737.

### *Dividends*

No dividends were paid or recommended for payment during or since the end of the financial year.

contact

#### **Address**

348, Pacific Highway  
Crows Nest, NSW 2065

#### **Contact Details**

Phone : +612 8054 1866  
Fax : +612 9267 4388

[www.timahresources.com.au](http://www.timahresources.com.au)

Email: [info@timahresources.com.au](mailto:info@timahresources.com.au)

## *Review of Operations*

The Covid-19 pandemic had significant adverse effects on the maintenance and performance of our Biogas Plant. The closure of national borders in 2020 had disrupted the supply of essential spare parts and the provision of supporting engineering services for our Biogas Plant.

However, the year of 2022 signaled a new chapter for Malaysia as the country began transitioning from a Covid-19 pandemic phase to an endemic phase. On April 1, changes were announced for the national standard operating procedures (SOP) that were introduced at the start of the pandemic. A significant update was the reopening of the country's borders.

Unfortunately, just as the Group had begun to overcome the challenges posed by the Covid-19 pandemic, new problems have emerged because of the February 2022 Russian invasion of Ukraine. Although Malaysia's borders have reopened, the disruptions to the global supply chain caused by the war have led to steep increases in the prices of essential spare parts and services that we require.

From January to September 2022, Mistral Engineering Sdn. Bhd. (MESB) incurred a substantial sum of RM 2.4 million to overhaul its gas engines. During this 9- month period, our power generation was disrupted, resulting in a temporary but significant drop in our power exports compared to the preceding year. Hence, the Biogas Plant only generated and exported 17,533 MWh of renewable energy, which was 6.7% lower than the preceding year 2021 (18,791 MWh).

Another challenge we faced this year was the unusually high downpour that occurred during the monsoon season of the last quarter of 2022. This caused a drastic fall in the production of Fresh Fruit Bunches resulting in less Palm Oil Mill Effluent (POME) feedstock for our Biogas Plant. Consequently, this led to a lower plant power output, further contributing to the plant's worsened performance during the year. Furthermore, our biogas plant is normally supported with an additional supply of POME feedstock from our neighboring Biomass Plant. However, this year the Biomass plant also underwent significant repair and maintenance works leading to further decreases in the supply of feedstock.

Despite the short-term problems caused by the repairs, these maintenance works were ultimately essential to ensure our long-term profitability. Furthermore, the Group only suffered a marginal Net Loss before income tax of RM322,270 for 2022. Moving forward, in order to maintain a stable supply of high-quality POME feedstock, a new POME holding and regeneration tank of 5000m<sup>3</sup> has been proposed.

In compliance with IAS 12 Income Taxes, our auditor has reassessed the forecasted sufficiency of the future taxable income for the continuous recognition of the deferred tax assets in the Group's financial statement. Unfortunately, the unfavourable impact and uncertainty of the disruptions to the global supply chain caused by the war implies that the future taxable income might not be sufficient to fully utilise the total deferred tax assets of RM13,891,412. As a conservative approach, management agrees with the auditor to derecognise RM1,878,685 of deferred tax assets as at the financial year ended 31 December 2022. This derecognised portion of the deferred tax assets will remain out of the financial statement until the uncertainty in the forecast is clear, and the future taxable income is sufficient to utilise them.

The unforeseen circumstances of 2022 were unfortunate. However, the Group is hopeful that with most of the overhaul done, the plant will be able to achieve higher production in 2023 and be profitable.

***After balance sheet date events***

There have been no subsequent events that would have a material impact on the financial report for the year ended 31 December 2022.

***Future Developments, Prospects and Business Strategies***

Disclosure of additional information regarding likely developments in the operations and expected results is likely to result in unreasonable prejudice to TML.

***Environmental Issues***

There have been no environmental issues that would have a material impact on TML during the year.

***Shares under Options***

No Options were issued or recommended for issue during or since the end of the financial year.

For personal use only

### *Profile of The Board of Directors*

#### **TAN SRI DR. MAH KING THIAN**

*Malaysian, male, aged 59*

#### **Executive Chairman**

Tan Sri Dr. Mah King Thian was appointed as a Director and Chairman of the TML on 16 September 2015. He has more than 32 years of experience in oil palm cultivation, milling and construction.

He graduated from Monash University, Australia with a Bachelor of Economics Degree majoring in Accounting in 1986 and a Bachelor of Laws Degree in 1987. He was subsequently admitted and enrolled as an Advocate and Solicitor of the High Court of Malaya in 1988. He is also a Fellow Member of Certified Practising Accountant Australia (FCPA). In 2018, he completed his postgraduate study on oil palm renewable energy businesses and was awarded the degree of Doctor of Philosophy (PhD) by the Liverpool Business School in the United Kingdom.

Tan Sri Dr. Mah King Thian is also Managing Director of MHC Plantations Bhd and Executive Chairman of Cepatwawasan Group Berhad, both of which are oil palm plantation corporations listed on the Main Board of Bursa Malaysia.

|   |                                   |
|---|-----------------------------------|
| <i>Other current directorships</i>          | <i>Special responsibilities</i>   |
| None  | Chairman                          |
| <i>Former directorships in last 3 years</i> | <i>Interest in shares</i>         |
| None  | 61,952,811 ordinary shares in TML |

#### **DATO' SERI MAH KING SENG**

*Malaysian, male, aged 65*

#### **Managing Director**

Dato' Seri Mah King Seng was appointed as a Director and Managing Director of TML on 16 September 2015. He has more than 40 years of experience in oil palm cultivation, milling and construction.

He graduated from University of Minnesota, United States of America with a degree in Agricultural Science in 1978. In 1980, he attended the Palm Oil Mill Engineer/Executive Training course on palm oil mill operations organised by the Malaysian Oil Palm Growers Council. He subsequently obtained his Bachelor of Laws Degree in 1985 from the University of Buckingham, United Kingdom and was admitted and enrolled as an Advocate and Solicitor of the High Court of Malaya in 1990.

Dato' Seri Mah King Seng is also the Executive Chairman of MHC Plantations Bhd and Managing Director of Cepatwawasan Group Berhad, both of which are oil palm plantation corporations listed on the Main Board of Bursa Malaysia.

|   |                                   |
|---|-----------------------------------|
| <i>Other current directorships</i>          | <i>Special responsibilities</i>   |
| None  | Managing Director                 |
| <i>Former directorships in last 3 years</i> | <i>Interest in shares</i>         |
| None  | 61,952,811 ordinary shares in TML |

*Profile of The Board of Directors (continued)*

**SOONG SWEE KOON**  
*Malaysian, male, aged 68*  
**Chief Operating Officer**

Mr. Soong Swee Koon was appointed as a Director and Chief Operating Officer of TML on 16 September 2015. He is a qualified engineer and holds a Malaysian Steam Engineers' Certificate of Competency (First Grade).

He started his career in power generation with Perak Hydro Electric Power Company (UK firm) in 1974. In the following years, he trained and specialised in power generation, hydro and steam thermal power plants, and field maintenance and workshop overhaul of Cummins Diesel Engines and Generators. From 1980 to 1996, he worked as an oil mill engineer in United Plantations Bhd. The palm oil mill under his management was the winner of the Award for Best Palm Oil Mill in Malaysia (2nd Place from year 1990-1995).

From 1996 to 2010, Mr Soong Swee Koon served as senior engineer, technical advisor, project manager and regional consultant to a number of power generation related companies. Mr. Soong joined his current company, MHC Plantations Bhd, in 2010 and is currently its Chief Operating Officer.

|   |                                    |
|---|------------------------------------|
| <i>Other current directorships</i>          | <i>Special responsibilities</i>    |
| None  | Member of Audit and Risk Committee |
| <i>Former directorships in last 3 years</i> | <i>Interest in shares</i>          |
| None  | None                               |

For personal use only

*Profile of The Board of Directors (continued)*

**JACK TIAN HOCK TAN**

*Australian, male, aged 73*

**Independent Director**

Mr. Jack Tian Hock Tan was appointed as an Independent Non-Executive Director of TML on 16 September 2015.

He has a Bachelor of Business Administration from University of Singapore (1973) and a Master of Applied Finance from Macquarie University (1995).

He is an investment banker with 41 years' experience in the capital markets and finance sector in Australia and Malaysia. Jack has been instrumental in project acquisitions, evaluations and valuations, and capital raisings including several public offerings on the ASX.

Mr. Jack Tian Hock Tan was a founder director of Norton Goldfields Ltd, Rocklands Richfield Ltd, Orocobre Limited and Vietnam Emerging Capital Limited.

|   |   |
|---|---|
| <i>Other current directorships</i><br>None<br><i>Former directorships in last 3 years</i><br>None | <i>Special responsibilities</i><br>-Chairman of Audit and Risk Committee<br>-Member of Remuneration and Nomination Committee<br><i>Interest in shares</i><br>541,373 ordinary shares in TML |
|---|---|

For personal use only

*Profile of The Board of Directors (continued)*

**LEE CHONG HOE**

*Malaysian, male, aged 59*

**Independent Director**

Mr. Lee Chong Hoe was appointed as an Independent Non-Executive Director of TML on 16 September 2015.

He graduated from Monash University, Australia with a double degree in Economics (majoring in Accounting) and Law in 1988. After completing his legal practical training course in Leo Cussen Institute of Melbourne, he was admitted to the Supreme Court of Victoria in 1989.

He worked in Price Waterhouse Tax Services in Melbourne whereby he carried out research on the merger of family investment trusts and presented a paper on the Australian Budget 1989. Billy Lee then joined Peat Marwick Tax Services for a year in 1990 and later decided to chamber in Messrs Albar Zulkifly & Yap. Upon admission to the Malaysian Bar, Billy Lee commenced practice in Messrs Oon Kong & Lee in August 1991 and later continued in Messrs Lee Choon Wan & Co in June 1992. He has been involved in the listing of a number of public listed companies and privatisation projects. In March 1997, he joined Messrs Lee, Ferrara & Tan. He is currently a partner at Teh & Lee, advocates and solicitors.

|   |  |
|---|--|
| <i>Other current directorships</i>          | <i>Special responsibilities</i>                    |
| None  | -Chairman of Remuneration and Nomination Committee |
| <i>Former directorships in last 3 years</i> | -Member of Audit and Risk Committee                |
| None  | <i>Interest in shares</i>                          |
|   | None   |

For personal use only

*Profile of The Board of Directors (continued)*

**DERRICK MARTIN DE SOUZA**

*Australian, male, aged 72*

**Independent Director**

Mr. Derrick Martin De Souza was appointed as an Independent Non-Executive Director of TML on 8 June 2018.

He has a Bachelor of Accountancy from the University of Singapore (1976) and has successfully completed the Executive Development Year program run jointly by the Institute of Corporate Managers, Secretaries and Administrators and the University of New South Wales (1989). He has also completed the 2 year post graduate diploma in Applied Finance and Investment of the Securities Institute of Australia recognised by the Australian banking and finance industry and the Diploma in Financial Services (Financial Planning) recognised by the financial planning and wealth management industry in Australia. Mr. Derrick is an associate member of CPA Australia.

Mr. Derrick is a consultant to businesses for the past 18 years and his work experience includes working in various capacities in accounting, Australian and international taxation, auditing, international banking, insurance, mergers and acquisitions, corporate restructuring for stock market listings, valuations and strategic planning and financial advisory. He has worked in banking and finance in Singapore, Malaysia, London, Korea, Hong Kong, and Australia. He advises Asian clients on in-bound Australian investments and Australian clients on out-bound off-shore business investments.

From 2006 to 2013 Mr. Derrick was the Managing Partner of a mid-tier Accounting practice in Sydney. He is currently a director of several private and public companies in Australia and has board experience. Mr. Derrick is a Registered Tax Agent with the Australian Tax Agents Board.

|   |  |
|---|--|
| <i>Other current directorships</i>          | <i>Special responsibilities</i>                  |
| None  | -Member of Remuneration and Nomination Committee |
| <i>Former directorships in last 3 years</i> | <i>Interest in shares</i>                        |
| None  | 14,000 ordinary shares in TML                    |

For personal use only

*Profile of The Board of Directors (continued)*

**DR. JORDINA MAH SIU YI**

*Malaysian, female, aged 30*

**Alternate Director of Tan Sri Dr. Mah King Thian**

Dr. Jordina Mah Siu Yi (“Dr. Mah”) was appointed as an Alternate Director to Tan Sri Dr. Mah, on 7 March 2018. Dr Mah is the eldest daughter of Tan Sri Dr Mah.

She graduated from the University of Glasgow, United Kingdom (UK) with a Bachelor of Medicine and Bachelor of Surgery (MBChB) in 2016. She then successfully completed the Bar Professional Training Course (BPTC) and was admitted to Lincoln’s Inn as a barrister of England and Wales.

Currently, she is working for the UK National Heart and Lung Institute (NHLI) in Imperial College London.

Dr. Mah is also the Alternate Director of Tan Sri Dr. Mah in Cepatwawasan Group Bhd, a company listed on the Main Market of Bursa Malaysia. She has no conflict of interest with the Company. She has no conviction for offences within the past five (5) years and she has no public sanction or penalty by the relevant regulatory bodies during the financial year ended 31 December 2022.

|   |                                 |
|---|---------------------------------|
| <i>Other current directorships</i>          | <i>Special responsibilities</i> |
| None  | None                            |
| <i>Former directorships in last 3 years</i> | <i>Interest in shares</i>       |
| None  | None                            |

*Profile of The Board of Directors (continued)*

**LI-NA MAH**

*Malaysian, female, aged 33*

**Alternate Director of Dato' Seri Mah King Seng**

Ms. Li-Na was appointed as an Alternate Director of TML on 8 June 2018.

Li-Na Mah is currently with Cepatawawasan Group Berhad as Management Accountant. She also assists the Managing Director, Dato' Seri Mah King Seng in management duties.

She initially graduated from the University of Melbourne, Australia with a Bachelor of Commerce majoring in Accounting and Finance in 2010. Thereafter, she joined the Chinese Language Programme in Tsinghua University, Beijing to enhance her fluency in Mandarin. She went on to pursue her second degree, Bachelor of Laws with the University of London and completed with a Upper Second-Class Honours in 2016. She has also recently attended a Agro-Industrial BioGas Training Seminar by International BioGas and BioEnergy Centre of Competence (IBBK) to widen her knowledge on BioGas operation.

Li-Na has previously interned with KPMG Malaysia, Forensics Accounting Department in 2009, then proceeded to join the company as an Associate in 2012. During her tenure there, she participated in investigations of financial frauds and was involved in the preparation of the KPMG Fraud Survey report then.

|   |                                 |
|---|---------------------------------|
| <i>Other current directorships</i>          | <i>Special responsibilities</i> |
| None  | None                            |
| <i>Former directorships in last 3 years</i> | <i>Interest in shares</i>       |
| None  | None                            |

The above named directors held office during and since the end of the financial year unless otherwise indicated.

***Company Secretary***

Andrew Wallis was appointed as Company Secretary on 13 March 2013.

Andrew Wallis is a registered company auditor, tax agent, Justice of Peace and a member of the Institute of Chartered Accountants for over 32 years and a graduate of Sydney University with a Bachelor of Economics (B.Ec). Andrew has considerable experiences in secretarial and corporate advisory roles. He has also operated as the Managing Director of A F Wallis & Co for nearly 26 years and has been working in the chartered accounting profession for over 38 years.

### ***Meetings of Directors***

The Directors attendances at Directors' meetings held during the year were:

|  | Board of Director Meetings Attended | Audit and Risk Committee Meetings Attended | Remuneration and Nomination Committee Meetings Attended |
|--|-------------------------------------|--|---|
| Tan Sri Dr. Mah King Thian<br>(Dr. Jordina Mah Siu Yi as Alternate Director) | 5/5*                                | -  | -   |
| Dato' Seri Mah King Seng<br>(Li-Na Mah as Alternate Director)                | 5/5*                                | -  | -   |
| Soong Swee Koon  | 5/5*                                | 5/5*                                       | -   |
| Lee Chong Hoe  | 5/5*                                | 5/5*                                       | 4/4*  |
| Jack Tian Hock Tan   | 5/5*                                | 5/5*                                       | 4/4*  |
| Derrick Martin De Souza  | 5/5*                                | -  | 4/4*  |

\* Reflects the maximum number of meetings each director was eligible to attend.

### ***Indemnifying Officers or Auditors***

During or since the end of the financial year, TML has not, in respect of any person who is or has been an officer or auditor of TML:

- Paid or agreed to pay a premium in respect of a contract insuring against a liability incurred as an officer for the costs or expenses to defend legal proceedings.

### ***Proceedings on Behalf of TML***

No person has applied for leave of Court to bring proceedings on behalf of TML or intervene in any proceedings to which TML is a party for the purpose of taking responsibility on behalf of TML for all or any part of those proceedings. TML was not a party to any such proceedings during the year.

### ***Non-Audit Services***

TML may decide to employ the auditor on assignments additional to their statutory audit duties where the auditor's experience and experience with TML are important.

The Board of Directors is satisfied that the provision of non-audit services during the year is compatible with the general standard of independence for auditors imposed by the Corporations Act 2001.

The Directors are satisfied that the provision of non-audit services by the external auditor, as set out below, did not compromise the auditor independence requirements of the Corporations Act 2001 for the following reasons:

- all non-audit services have been reviewed by the board of directors to ensure they do not impact the integrity and objectivity of the auditor; and

***Non-Audit Services (Continued)***

- none of the services undermine the general principles relating to auditor independence as set out in APES 110: Code of Ethics for Professional Accountants set by the Accountants Professional and ethical Standards Board, including reviewing or auditing the auditor’s own work, acting in a management or a decision-making capacity for TML, acting as advocate for TML or jointly sharing economic risk and rewards.

The following fees were paid or payable for non-audit services provided during the year ended 31 December 2022:

|                                      |           |
|--------------------------------------|-----------|
|                                      | <b>RM</b> |
| Taxation services – K.S. Black & Co. | 3,053     |

***Auditor’s Independence Declaration***

Auditors’ independence declaration as required under section 307C of the Corporations Act 2001 is set out in this financial report.

***Remuneration Report***

This remuneration report is set out under the following main headings

- A Principles used to determine the nature and amount of remuneration
- B Details of remuneration
- C Details of shareholdings
- D Service agreements
- E Share-based compensation
- F Additional information

***A Principles used to determine the nature and amount of remuneration***

The Board of Directors is responsible for determining and reviewing director’s compensation and reviewing the Managing Director’s recommendations on the remuneration of key management personnel.

The current maximum amount of Non-executive fees approved by shareholders is fixed at AUD\$250,000 per annum. No retirement or other long term benefits are provided to any director or the company secretary other than superannuation to those directors who are also employees. The Non-executive Directors can claim reimbursement of out-of-pocket expenses incurred on behalf of TML and time spent on specific issues.

The aggregate remuneration paid or payable to all Directors of TML for the financial year ended 31 December 2022 is as follows:-

|                         |                |
|-------------------------|----------------|
|                         | <b>RM</b>      |
| Executive Directors     | -              |
| Non-Executive Directors | <u>122,140</u> |

TML paid its Company Secretary a fixed remuneration of AUD\$2,000 + GST per month.

For personal use only

**Remuneration Report (continued)**

No retirement or other long term benefits are provided to any director or the company secretary.

**B Details of remuneration and fees**

Information on directors' remuneration is also set out in Note 18 – Key management personnel disclosures. TML has not granted options to Directors or Officers during the financial year. No employees were granted options as part of their remuneration.

The following table of all benefits and payments details, in respect to the financial year, the component of remuneration for each member of the key management personnel and other executives of TML.

|  | 31 December 2022<br>Short-term<br>employee benefit<br>(Salary, Fees and<br>Bonus)<br>RM | 31 December 2021<br>Short-term<br>employee benefit<br>(Salary, Fees and<br>Bonus)<br>RM |
|--|---|---|
| <b>Directors</b>                       |   |   |
| Tan Sri Dr. Mah King Thian             | -   | -   |
| Dato' Seri Mah King Seng               | -   | -   |
| Soong Swee Koon                        | -   | -   |
| Jack Tian Hock Tan                     | 30,535  | 31,036  |
| Lee Chong Hoe                          | 30,535  | 31,036  |
| Derrick Martin De Souza                | 30,535  | 31,036  |
| Dr. Jordina Mah Siu Yi                 | 30,535  | 31,036  |
| Li-Na Mah                              | -   | -   |
| <b>Executives</b>                      |   |   |
| Wong Kai Lih (Chief Financial Officer) | -   | -   |
| Andrew Wallis (Company Secretary)      | 73,284  | 74,486  |
| <b>Total</b>                           | 195,424   | 198,630   |

**C Details of shareholdings**

**Option holdings**

There were no Options issued or recommended for issue during or since the end of the financial year.

No Directors, executives or employees are participants in an employee share scheme.

**Remuneration Report (continued)**
**Shareholdings**

The number of shares in TML held during the financial year by each Director of TML and other key management personnel of TML, including their personally related parties are set out below:

**Financial period ended 31 December 2022**

| Name                               | Balance at the start of the year | Other changes during the year | Balance at the end of the year | Held indirectly |
|------------------------------------|----------------------------------|-------------------------------|--------------------------------|-----------------|
| <b>Directors – Ordinary Shares</b> |                                  |                               |                                |                 |
| Tan Sri Dr. Mah King Thian         | 61,952,811                       | -                             | 61,952,811                     | 61,952,811      |
| Dato' Seri Mah King Seng           | 61,952,811                       | -                             | 61,952,811                     | 61,952,811      |
| Soong Swee Koon                    | -                                | -                             | -                              | -               |
| Lee Chong Hoe                      | -                                | -                             | -                              | -               |
| Jack Tian Hock Tan                 | 541,373                          | -                             | 541,373                        | -               |
| Derrick Martin De Souza            | 14,000                           | -                             | 14,000                         | -               |
| Dr. Jordina Mah Siu Yi             | -                                | -                             | -                              | -               |
| Li-Na Mah                          | -                                | -                             | -                              | -               |

**Executives – Ordinary Shares**

|               |       |   |       |   |
|---------------|-------|---|-------|---|
| Wong Kai Lih  | -     | - | -     | - |
| Andrew Wallis | 9,993 | - | 9,993 | - |

**Financial period ended 31 December 2021**

| Name                               | Balance at the start of the year | Other changes during the year | Balance at the end of the year | Held indirectly |
|------------------------------------|----------------------------------|-------------------------------|--------------------------------|-----------------|
| <b>Directors – Ordinary Shares</b> |                                  |                               |                                |                 |
| Tan Sri Dr. Mah King Thian         | 59,975,000                       | 1,977,811                     | 61,952,811                     | 61,952,811      |
| Dato' Seri Mah King Seng           | 59,975,000                       | 1,977,811                     | 61,952,811                     | 61,952,811      |
| Soong Swee Koon                    | -                                | -                             | -                              | -               |
| Lee Chong Hoe                      | -                                | -                             | -                              | -               |
| Jack Tian Hock Tan                 | 541,373                          | -                             | 541,373                        | -               |
| Derrick Martin De Souza            | 14,000                           | -                             | 14,000                         | -               |
| Dr. Jordina Mah Siu Yi             | -                                | -                             | -                              | -               |
| Li-Na Mah                          | -                                | -                             | -                              | -               |

**Executives – Ordinary Shares**

|               |       |   |       |   |
|---------------|-------|---|-------|---|
| Wong Kai Lih  | -     | - | -     | - |
| Andrew Wallis | 9,993 | - | 9,993 | - |

*Remuneration Report (continued)*

**D**     *Service agreements*

|                            | <b>Position Held</b>    |
|----------------------------|-------------------------|
| Tan Sri Dr. Mah King Thian | Executive Chairman      |
| Dato' Seri Mah King Seng   | Managing Director       |
| Soong Swee Koon            | Chief Operating Officer |
| Wong Kai Lih               | Chief Financial Officer |

A fee of RM73,284 for corporate secretarial services rendered for the year ended 31 December 2022 was paid to Andrew Wallis in his capacity as Company Secretary.

**E**     *Share-based Compensation*

**Directors Share Options**


No Options were issued during the year and after year end to the date of this report by TML to a director or any of the most highly remunerated officers as part of their remuneration.

**F**     *Additional information*

No cash bonuses, loans or other remuneration has been paid to Key Management Personnel.

This Report of the Directors, incorporating the Remuneration Report, is signed in accordance with a resolution of the Board of Directors.

On behalf of the Directors.



Tan Sri Dr. Mah King Thian  
*Executive Chairman*  
 30 March 2023

For personal use only

## *Corporate Governance Statement*

The Board of Directors is responsible for the corporate governance of TML, including its strategic development.

The ASX Corporate Governance Council outlines 8 core principles of good corporate governance and provides recommendations for the implementation of these respective principles. Whilst it is not mandatory to adopt the Council's recommendations, the Listing Rules of ASX stipulate that a listed entity is required to provide a statement disclosing the extent to which it has adopted the recommendations in the Reporting Period and, if it has not adopted any of the recommendations, to explain why.

This Corporate Governance Statement cogently sets out TML's current compliance, as at the date of 30 March 2023, with the ASX Corporate Governance Council's 4<sup>th</sup> edition Corporate Governance Principles and recommendations (**Recommendations**).

This Statement has been approved by the Board of Directors on 30 March 2023.

TML's corporate governance principles and policies is structured as follows:

### **Principle 1: Lay solid foundations for management and oversight**

#### **Roles and responsibilities**

The Board is responsible for safeguarding TML's interests and fostering sustainable value creation whilst taking into account the reasonable interests of shareholders, employees, customers, and the communities in which TML operates. This also applies to other relevant stakeholders.

The Board embodies TML's vision of becoming a leading renewable energy producer in Malaysia, and adopts high standards of occupational health and safety, environmental management and ethics.

The Board meets regularly to review TML's performance and strives to ensure that it is making satisfactory progress in line with its vision. Its roles and responsibilities are detailed in the Constitution as well as the Board Charter.

To assist the Board in carrying out its responsibilities, the following standing Committees of its members have been established:

- Audit and Risk Management Committee;
- Remuneration and Nomination Committee;

## ***Corporate Governance Statement (continued)***

Each Committee has its own Charter that describes the roles and responsibilities delegated to the Committee by the Board. Charters for the Board and its Committees are reviewed by the Board annually and were last reviewed on 27 February 2023.

The Board delegates the responsibility of implementing TML's strategic direction and managing its day-to-day operations to the directors.

### **Background Checks on New Appointment**

When the Board agrees to appoint a new director, appropriate checks are carried out on their background and on details of any conflicting interests that may influence his or her capacity to bring about independent judgment on the Board. This is done via the services of external consultants alongside any known information available, if considered necessary.

The Remuneration and Nomination Committee is responsible for deliberating upon and making recommendations to the Board about the process for nomination and selection of directors for the Board, and Board committees. It also reviews the performance of current directors.

Under TML's Remuneration and Nomination Charter:

- The Remuneration and Nomination Committee must ensure that a candidate for directorship has the appropriate range of skills, experience and expertise that will best complement Board effectiveness and TML's business;
- The Remuneration and Nomination Committee must ensure appropriate checks are undertaken prior to the appointment of any new director; and
- In the case of a candidate standing for election or re-election as a director, the candidate must disclose details of any interests, positions, associations or relationships that might influence, or reasonably be perceived to influence his or her capacity to independently consider issues before the Board. These details are also assessed in their potential for affecting a candidate's ability to act in the best interests of TML and its security holders.

When a candidate's nomination for election is being put forward for approval by security-holders at an Annual General Meeting (AGM), all material information in TML's possession that the Board considers relevant to the candidate's election as a Director will be provided to the security-holders in the relevant Notice of meeting.

An announcement is then made on the stock exchange upon formal appointment by the Board.

### **Written Agreement for Directors**

TML has established a written agreement with its controlling shareholder, Cash Nexus (M) Sdn Bhd for the services and responsibilities of all executive directors. The Executive Directors are bound by the terms of their agreements with Cash Nexus (M) Sdn Bhd.

TML does not consider Non-Executive Directors to require written agreements with it at this stage.

Each Principal Director has signed a deed of access and indemnity with TML.

## ***Corporate Governance Statement (continued)***

### **Director Retirement and Re-election**

Directors are retired in accordance with the provisions of the Constitution and are eligible for election. Retiring Directors are not automatically re-appointed.

Tan Sri Dr. Mah King Thian and Mr. Lee Chong Hoe will retire by rotation at the coming Annual General Meeting. They are standing for re-election at the coming Annual General Meeting and are unanimously supported by the directors.

### **Company Secretary**

The company secretary is accountable to the Board, through the Executive Chairman, on matters related to the functioning of the Board, including advising the Board and its Committees on governance matters, monitoring that Board policies and procedures are followed, coordinating the timely dispatch of Board papers, drafting minutes of meetings and similar matters. The decision to remove or appoint the Company Secretary requires the Board's approval or ratification.

### **Diversity and Inclusion Policy**

TML recognises the unique qualities that different individuals bring to the organisation. As such, it has strived develop a work environment where all individuals are able to work together cohesively in the furtherance of TML's objectives. TML has adopted a diversity and inclusion policy.

Essentially, this policy is in place to ensure employees receive fair and equal treatment in all aspects of their work. Discrimination, bullying, harassment and victimisation are unacceptable and will not be tolerated. This policy is available on TML's website.

The Board has established the following measurable objectives for advancing gender diversity:

- The number of women employed at TML as a proportion of the total workforce; and
- The number of female directors as a proportion of the total director.

The following table provides an overview of TML's gender diversity objective for financial period 2022:

|  |     |
|--|-----|
| Percentage of Directors who are women        | 25% |
| Percentage of Senior Executive who are women | -   |
| Percentage of workforce who are women        | 25% |

For personal use only

## ***Corporate Governance Statement (continued)***

### **Reviews and Evaluations**

Under the Board Charter, it is a requirement that the performance of the Board and of individual directors is to be assessed each year. TML has a formal process for evaluating the effectiveness, processes and structure of the Board, its committees and individual directors. The Board is committed to regular assessment of its effectiveness and believes that the contribution of individual directors is essential to improve the governance and guidance of TML.

The review of the Board and its directors is focused on matters such as structure and effectiveness. It assesses the contributions made by each director and how they all work together to achieve the strategic objectives of TML.

The Board is collectively responsible for conducting the annual review of the Board's performance, which involves open and constructive dialogue between respective parties.

The Executive Chairman consults with individual Directors as part of the assessment process. The results of this assessment are documented. The most recent review was conducted during the reporting period.

The Nomination and Remuneration Committee will conduct periodic performance reviews for the senior executive. Each senior executive has personal objectives as well as objectives related to the performance of business or functional units. A report is provided to and reviewed by the Committee. Performance reviews and evaluation for the senior executive are conducted at least annually and have been conducted for the Reporting period.

### ***Principle 2    Structure the Board to add value***

#### **Board Composition**

As of the date of this report, the Board is comprised of 3 Non-Executive, Independent Directors, 3 Executive Directors and 2 Alternate Directors.

The directors have elected Tan Sri Dr. Mah King Thian as the Chairman.

The name, qualifications and tenure of each director is set out on page 7 - 13 of the directors' report.

#### **The Role of the Chairman**

The Board recognises the principle that the Chairman should be an independent director but believes that Tan Sri Dr. Mah King Thian is the most appropriate person to lead the Board as Chairman following listing, given his long-standing experience and business relationships. The Board is confident in Tan Sri Dr. Mah's ability to bring quality and independent judgment to relevant issues falling within the scope of the role as Chairman.

The Chairman is responsible for the leadership of the Board, including taking all reasonable steps to ensure that the Board functions effectively, and for communicating the views of the Board to the public. The particular responsibilities of the Chairman are outlined in the Board Charter.

## Corporate Governance Statement (continued)

### Board Skills Matrix

TML seeks to maintain a Board of Directors with a broad range of financial and other skills, experience and knowledge relevant to overseeing the business of a renewable energy company. As well as general skills expected of a Director, TML seeks to maintain a board which at a minimum collectively has:

| Skill Required                 | Description   | Board |
|--------------------------------|---|-------|
| Executive Leadership           | Oversee business activities whilst fulfilling organizational goals. Strategic planning development and overall decision making      | 6/6   |
| Strategy and Growth            | Strategy development and implementation   | 6/6   |
| Public Compliance              | Awareness and knowledge on legal, public and regulation policy so that compliance can be maintained                                 | 6/6   |
| Corporate finance              | Accounting and reporting of corporate finance and internal controls, including assessing quality of financial controls              | 4/6   |
| Risk Management and Compliance | Knowledge of contemporary risk and compliance management practices. Identify, manage and mitigate business risk of the organization | 6/6   |
| Safety Working Environment     | Knowledge of maintaining a safety working environment   | 3/6   |
| Corporate Governance           | Knowledge, experience and commitment to high standard of governance   | 6/6   |
| Renewable Energy Market        | Experience and insights of renewable energy industry in Malaysia  | 3/6   |
| Energy Generation              | Engineering knowledge in energy generation  | 3/6   |
| Human Resources                | Knowledge in employee matters including staff engagement, management development, succession and remuneration                       | 6/6   |

### Independence of Directors

TML considers a Director to be independent if the Director is independent of management and free of any business or other relationships that could materially interfere, or be perceived to be interfering, with the exercise of unfettered and independent judgement in relation to matters concerning TML.

The Company considers that Jack Tan, Lee Chong Hoe and Derrick Martin De Souza are independent directors for the reasons given below:

Jack Tan has been a director of the Company since 16 February 2007 and acted as executive chairman from that date until the date of ASX listing. He holds less than 1% of the total issued shares in the Company. Although Mr. Tan has been a director and executive of the Company for some time, this was during the time that the Company's business activities were investment in Vietnam and later mineral exploration. Mr. Tan has had no involvement in the Company's current business, namely the operation of a biogas power plant in Malaysia and sale of energy through the Company's wholly owned subsidiary Mistral Engineering Sdn Bhd, which was acquired by the Company on 10 September 2015. As such, the Company considers that Mr. Tan is an independent director of the Company.

## *Corporate Governance Statement (continued)*

Lee Chong Hoe's appointment as director of the Company took effect on 16 September 2015. Mr. Lee is a lawyer in Malaysia, who has in the past provided legal services to Cepatwawasan Group Berhad (CGB), the parent company of Cash Nexus which holds shares in the Company. Mr. Lee does not hold any shares in the Company. Given that this past relationship is with CGB and not the Company or any of its child entities, the Company considers Mr. Lee as an independent director of the Company.

Derrick Martin De Souza's appointment as director of the Company took effect on 8 June 2018. He holds less than 0.01% of the total issued shares in the Company. He has worked as a consultant to businesses not related to TML for the past 18 years and his work experience includes roles in various capacities in accounting, Australian and international taxation, auditing, international banking, insurance, mergers and acquisitions, corporate restructuring for stock market listings, valuations and strategic planning and financial advisement. The Company considers Mr. Derrick as an independent director of the Company.

The Company's Board Charter states that the Board will comprise a majority of independent non-executive directors. The Company currently does not comply with this requirement of its Board Charter for the reasons given below, but the Board will aim to comply with this requirement at a later stage.

The Company has 6 directors, 3 of whom are independent directors. Given the size of the Company, the Board believes that it has an appropriate size and mix of skills to provide independent and transparent decisions for the benefit of the Company, despite not having the recommended majority independent directors.

Instead, the Board has implemented several policies and practices that enable it to make transparent and independent decisions. For example, directors are not allowed to be present during discussions or decision-making meetings that involve matters in which they have, or could be seen to potentially have, a material conflict of interest. In addition, directors are excluded from taking part in the appointment of third-party service providers where a director has an interest; this provides further separation and safeguards for independence.

### **Remuneration and Nomination Committee**

The purpose of this committee is to assist the Board by making recommendations in relation to the appointment and remuneration of new Directors (both Executive and Non-Executive) and senior executives. The Committee is to have a minimum of 3 members. If the composition of the Board permits, the Committee will always be chaired by an Independent Chairman appointed by the Board and the Committee itself will consist only of Non-Executive Directors, with a majority of Independent Directors.

The committee comprises the following members:

- Mr Lee Chong Hoe as Chairman;
- Mr Derrick Martin De Souza; and
- Mr Jack Tian Hock Tan.

## *Corporate Governance Statement (continued)*

Functions performed by the committee will include the following:

- Providing advice in relation to remuneration packages of senior executives, non-executive Directors and executive Directors, equity-based incentive plans and other employee benefit programmes;
- Reviewing TML's recruitment, retention and termination policies;
- Reviewing TML's superannuation arrangements;
- Reviewing succession plans of senior executives and Executive Directors;
- Recommending individuals for nomination as members of the Board and its committees;
- Reviewing the performance of senior executives and members of the Board annually;
- Considering those aspects of TML's remuneration policies and packages, including equity based incentives, which should be subject to shareholder approval;
- Monitoring the size and composition of the Board;
- Reviewing TML's diversity policy and its effectiveness;
- Development of suitable criteria for the selection and appointment of Board candidates;
- Identification and consideration of possible candidates, and recommendation to the Board accordingly; and
- Establishment of procedures, and recommendations for succession plans for the Board.

The Committee has adopted a formal Charter that is required to be reviewed annually. The Charter was most recently reviewed and updated on 27 February 2023. A copy of the Charter is available on TML's website.

The names of the current Directors and their experience, length of service as a Director and membership of Board Committees are set out in the Directors' Report for the Reporting Period contained in the Annual Report.

### **Directors' Development and Induction**

The Board receives regular progress reports on the financial, commercial and operational updates of the Company's business and may request elucidation or explanation of these reports. If required, Directors will be updated with industry developments, regulatory changes and ongoing strategy reviews.

Directors are otherwise encouraged to maintain the skills and knowledge they need to perform their roles by attending relevant courses, seminars and conferences. With the prior approval of the Chairman, which may not be unreasonably withheld, each Director has the right to seek independent professional advice (at the cost of TML) concerning any aspect of TML's operations or undertakings in order to fulfil their duties and responsibilities as Directors, and to ensure independent decision making.

## ***Corporate Governance Statement (continued)***

### ***Principle 3 Act ethically and responsibly***

#### **Core Values**

|  |  |
|--|--|
| <p><b><i>Responsibility</i></b><br/>         Act honestly, conscientiously and fairly in accordance with the law and in the interests of our Shareholders, employees, and communities.</p> | <p><b><i>Sustainability</i></b><br/>         Committed to doing business in an environmentally, socially and economically responsible manner. We strive to be innovative within the law and meet the requirements of various stakeholders.</p> |
|--|--|

#### **Code of Conduct**

The Board acknowledges the need for the highest standards of corporate governance practice and ethical conduct from all directors, employees, consultants and contractors of TML.

The Board has adopted two Codes of Conduct for employees, and directors and senior executives respectively, which establishes a clear set of values that places emphasis on a culture encompassing strong corporate governance, sound business practice and good ethical conduct.

Recognising the increased role played by women and minorities in the workforce, TML has also adopted a Diversity Policy which is managed by the Remuneration and Nomination Committee. Key to this policy is the establishment of measurable gender diversity objectives.

Recognising that individuals connected with TML will sometimes be in possession of market-sensitive information, TML has adopted a Securities Trading Policy. Compliant with ASX Listing Rule 12.9, this policy also restricts any transactions in TML's Shares by TML directors, officers, consultants, senior management and other employees and related persons who, in the course of their interactions with TML, are in possession of such market-sensitive information.

#### **Whistleblower policy**

TML is committed to maintaining a high standard of integrity, investor confidence and good corporate governance. To achieve this, it is crucial that all of our employees and partners understand, follow, and adhere to our corporate values. We have put guidelines and policies in place to ensure we live by these values in our day-to-day work.

Together with our values, we want to encourage people to give feedback and to speak up if they see activity or behavior that they feel is wrong or that is not in keeping with our values.

The goal of this policy is to provide very clear guidelines on how we approach and manage this feedback. The Board did not receive any feedback during the period of review.

Under the period of review, there is no report/feedback received by the Board.

For personal use only

## ***Corporate Governance Statement (continued)***

### **Anti-bribery and corruption policy**

TML strictly prohibits bribery or other improper payments in any of its business operations. This prohibition applies to all business activities, anywhere in the world, irrespective of involvement of government officials or other commercial enterprises. A bribe or any other improper payment for the sake of securing a business advantage is never acceptable and can expose individuals and TML to possible criminal prosecution, reputational harm and other serious consequences.

The prohibition on bribery and other improper payments applies to all business activities, but is particularly important when dealing with government officials. The Malaysian Anti-Corruption Commission Act 2018 and similar laws in other countries strictly prohibit improper payments to gain a business advantage and impose severe penalties for violations.

The Board is not aware of any instances of bribery during the periods of review.

### ***Principle 4      Safeguard integrity in financial reporting***

#### **Audit and Risk Committee**

The purpose of this committee is to monitor the integrity of TML's financial statements. It also monitors and reviews the effectiveness of TML's internal financial control system and audit functions (internal and external).

The committee is to include at least 3 members, the majority of whom are Non-Executive Directors, including the chair who will not be the chairperson of the Board. At least one member is to have significant, recent and relevant financial management experience.

The committee comprises the following members:

- Mr Jack Tian Hock Tan as Chairman;
- Mr Lee Chong Hoe; and
- Mr Soong Swee Koon.

The Company considers that including an executive director is appropriate given his intimate knowledge of the Company's operations. This director may be replaced with a Non-Executive Director at a later date.

The committee reports to the Board following each meeting and performs a variety of functions relevant to internal and external reporting. Other matters for which the committee is responsible include the following:

- Monitor the integrity of the financial statements of TML and its subsidiaries by reviewing significant financial reporting matters;
- Review the effectiveness of TML's internal financial control system and, unless expressly addressed by the Board itself, risk management systems;
- Monitor and review the effectiveness of TML's internal audit function;
- Monitor and review the external audit function including matters concerning appointment and remuneration, independence and non-audit services;
- Perform such other functions as assigned by law, TML's constitution, or the Board;

## *Corporate Governance Statement (continued)*

- Approve the corporate governance section of TML's Annual Report relating to the Committee and its responsibilities;
- Reviewing compliance with legal and regulatory requirements;
- To review and oversee management policies and profiles, in addition to the risk management and internal control system and to review effectiveness and compliance;
- Identifying material business risks and monitoring emerging risks;
- Reviewing legal matters, compliance and reporting issues;
- Reviewing the compliance function at least annually;
- Reviewing findings of any regulatory examinations and liaising with regulators;
- Consideration of TML's official documents including media releases, ASX announcements and analyst information;
- Establishing a procedure for the receipt and treatment of complaints received regarding accounting and auditing matters;
- Reviewing corporate legal reports of evidence of violations of the Corporations Act, ASX Listing Rules or breaches of fiduciary duties; and
- Evaluating its performance at least annually.

The Committee's structure, roles and responsibilities are detailed in the Audit and Risk Committee Charter, which is available on the TML's website.

### **Assurance from CEO and CFO**

Before it approves the financial statements for the full-year or half-year, the Board receives a written declaration from the CEO and the CFO that:

- In their opinion, the financial records of TML have been properly maintained in accordance with the Corporations Act 2001 and the Financial Report for the reporting period complies with relevant accounting standards. The records are judged to give a true and fair view of TML's financial position at the end of the Reporting Period and its financial performance during the reporting period; and
- To the best of their knowledge and belief, their declaration on those matters is founded on a sound system of risk management and internal control that is operating effectively in all material respects in relation to financial reporting risk, based on the risk management framework adopted by TML.

### **External Auditor**

TML has appointed K.S. Black & Co. as its external auditor. Their key responsibility is to audit and review the financial reports of TML and provide an independent and professional opinion on whether TML's financial report gives a true and fair view of TML's financial position and financial performance and whether it complies with Australian Accounting Standards and the Corporations Regulations 2001. The external auditor's opinion is on page 67 - 70 of the report.

All periodic corporate reports will be reviewed by the external auditor before release to the market.

The external auditors will attend the Annual General Meeting and is available at the meeting to answer questions from shareholders about the conduct of the audit and the preparation and content of the independent Audit Report.

## ***Corporate Governance Statement (continued)***

### ***Principle 5 Make timely and balanced disclosure***

TML is committed to promoting investor confidence and ensuring that Shareholders and the market are provided with timely and balanced disclosure of all material matters concerning TML, as well as ensuring that all Shareholders have equal and timely access to externally available information issued by TML.

TML has adopted a Continuous Disclosure Policy to outline responsibilities in relation to disclosing information to the market and shareholders, and to ensure compliance with the continuous disclosure regime under ASX Listing Rules and the Corporations Act 2001.

The Board is promptly provided with all material market announcements once they have been made.

### ***Principle 6 Respect the rights of security holders***

#### **Company's Website**

TML's website address: [www.timahresources.com.au](http://www.timahresources.com.au) provides detailed information about its business and operations. TML's website contains a wide range of information relevant to shareholders, such as details of TML's Board members, Charters, Policies and corporate governance.

#### **Shareholder Communication Policy**

TML has adopted a Shareholder Communication Strategy to ensure that Shareholders have access to balanced and understandable information about TML and its activities.

Information is communicated to security holders through:

- Annual and half-yearly financial reports;
- Annual and other general meetings convened for security holder review and approval of Board proposals;
- Continuous disclosure of material changes to ASX for open access to the public; and
- The Company maintains a website where all ASX announcements, notices and financial reports are published as soon as possible after release to ASX.

All annual financial reports and notices for annual and other general meetings are distributed to the security holders unless specifically notified by the security holder that he or she would like to receive information regarding TML electronically.

External communication which may have a material effect on the price or value of TML's securities will not be released unless it has been announced previously to ASX.

Effective participation by Shareholders will be encouraged at general meetings and procedures will be designed to facilitate this.

## ***Corporate Governance Statement (continued)***

### **Annual General Meeting (“AGM”)**

The Board encourages full participation by shareholders at the AGM to ask questions and make comments about TML’s operations and the performance of the Board and senior management. Notices for general meetings and other communications with shareholder are drafted to ensure that they are honest and accurate, and that the nature of the business of the meeting is clearly stated and explained where necessary. Important issues are presented to the shareholders as single resolutions. The shareholders are requested to vote on matters such as the election and aggregate remuneration of Directors, the adoption of the Company’s Remuneration Report, the granting of options and shares to Directors and changes to the Constitution. Substantive resolutions are decided by a poll rather than by a show of hands.

AGM will be held at our Sydney corporate office with the External Auditor’s attendance to answer shareholders’ questions. Overseas Directors can participate in the AGM through video or audio conferencing.

### ***Principle 7 Recognise and manage risk***

The Board is responsible for setting TML’s risk strategy and risk management. This responsibility is assisted by the Audit and Risk Committee.

### **Internal Audit**

TML does not have an internal audit function but has outsourced it to an internal audit firm in relation to group’s subsidiary Mistral Engineering Sdn Bhd. The process for evaluating and continually improving the effectiveness of its risk management and internal control processes is overseen by the Audit and Risk Committee in accordance with its charter.

### **Risk Management Framework and Internal Control**

The Board recognises the importance of a sound risk management framework and internal control system to safeguard shareholders’ investments and TML’s assets.

The Board affirms its responsibility for the adequacy and effectiveness of TML’s System of internal control. This includes reviewing the adequacy and integrity of financial, operational and compliance controls and risk management procedures.

In view of the limitations that are inherent in any system of internal control, the Board ensures that this system is designed to manage TML’s risks within an accepted risk profile. Hence, the system can provide reasonable but not absolute assurance against material misstatement of management and financial information and records or against operational failures, fraud or financial loss.

The Board has established an ongoing process for identifying, evaluating and managing significant risks faced by TML. This ongoing process which includes updating the system of internal controls when there are changes in the business environment or regulatory guidelines, is reviewed by the Board. The Board is of the view that the risk management framework and the system of internal controls in place for the period under review, is sound and sufficient enough to safeguard the shareholders’ investments and TML’s assets.

## ***Corporate Governance Statement (continued)***

A formal risk management framework has been established to ensure that an organised and consistent approach is practised in the ongoing process of identifying and assessing various critical risks that are considered likely to affect the profitable operation of the business. These include operational risk, market risk, legal risk and environmental risk. After the review and taking into consideration the nature of TML's business, the Directors are of the view that TML is not materially exposed to legal and market risks and therefore have concluded to focus on the environmental and operational risks relevant to its business segment.

The Board is supported by the Audit and Risk Committee in overseeing the risk management efforts within TML. The management has worked within the approved and adopted framework for principal risks affecting TML's strategic business objectives throughout the period. Additional reviews will be carried out as and when required annually. The ongoing implementation is monitored by the Management and is reported quarterly to the Board. The outcome of such risk management efforts is a database of all major risks, and their controls or action plans to mitigate such risks were compiled to produce a risk profile.

TML has also implemented a system of internal controls as set out in the Operations Manual. The Board will review from time to time and update the financial authority limits set out therein as and when necessary. Such a system of internal controls and financial authority limits serves as a check and balance mechanism on TML's daily operations.

Review has been undertaken by the Board during the period and there is no actual, suspected or alleged fraud affecting TML.

### ***Principle 8 Remunerate fairly and responsibly***

The Board oversees Executive and Non-Executive Director remuneration arrangements and has established a Remuneration Committee to assist it in this regard.

#### **Remuneration Report**

A Remuneration Report required under Section 300A(1) of the Corporations Act 2001 (Cth) is provided in page 15 - 18 of the Directors' Report.

Level 6  
350 Kent Street  
SYDNEY NSW 2000

75 Lyons Road  
DRUMMOYNE NSW 2047

**K.S. Black & Co.**

ABN 48 117 620 558

20 Grose Street  
North Parramatta NSW 2151

PO Box 2210  
North Parramatta NSW 1750

***Lead Auditors' Independence Declaration under Section 307C of the Corporations Act 2001***

To the Directors of Timah Resources Limited.

I declare that, to the best of my knowledge and belief, during the year ended 31 December 2022 there has been:

- i. no contraventions of the auditor independence requirements as set out in the *Corporations Act 2001* in relation to the audit; and
- ii. no contraventions of any applicable code of professional conduct in relation to the audit.

The entities are in respect of Timah Resources Limited and the entities it controlled during the period.


KS Black & Co  
Chartered Accountants



Scott Bennison  
Partner

30/3/2023  
sydney

Phone 02 8839 3000  
Fax 02 8839 3055

 Liability limited by a  
scheme approved  
under Professional  
Standards Legislation

  
CHARTERED ACCOUNTANTS  
AUSTRALIA • NEW ZEALAND

For personal use only

## Consolidated Statement of Profit or Loss and Other Comprehensive Income for the period ended 31 December 2022

|   | Note | <b>Consolidated Group</b> |                    |
|---|------|---------------------------|--------------------|
|   |      | <b>31 Dec 2022</b>        | <b>31 Dec 2021</b> |
|   |      | <b>RM'000</b>             | <b>RM'000</b>      |
| Revenue   | 4    | 8,186                     | 8,774              |
| Cost of sales   |      | (8,996)                   | (7,065)            |
| <b>Gross (loss)/profit</b>                                |      | (810)                     | 1,709              |
| Other income  | 4    | 2,190                     | 851                |
| Administrative expenses                                   |      | (530)                     | (736)              |
| Finance costs   |      | (1,172)                   | (1,155)            |
| <b>(Loss)/Profit before income tax</b>                    | 5    | (322)                     | 669                |
| Income tax expenses                                       | 6    | (1,912)                   | (311)              |
| <b>(Loss)/Profit for the period</b>                       |      | (2,234)                   | 358                |
| <br><b>Other comprehensive income:</b>                    |      |                           |                    |
| Exchange differences on translation of foreign operations |      | (21)                      | (62)               |
| <b>Total comprehensive income for the period</b>          |      | (2,255)                   | 296                |
| <br><b>Earnings per share</b>                             |      |                           |                    |
| – basic earnings per share (cents)                        | 24   | (2.50)                    | 0.40               |
| – diluted earnings per share (cents)                      | 24   | (2.50)                    | 0.40               |

The accompanying notes form part of these financial statements.

## Consolidated Statement of Financial Position as at 31 December 2022

|                                      | Note | Consolidated Group |               |
|--------------------------------------|------|--------------------|---------------|
|                                      |      | 31 Dec 2022        | 31 Dec 2021   |
|                                      |      | RM'000             | RM'000        |
| <b>ASSETS</b>                        |      |                    |               |
| <b>CURRENT ASSETS</b>                |      |                    |               |
| Cash and cash equivalents            | 7    | 8,069              | 6,194         |
| Trade and other receivables          | 8    | 852                | 2,637         |
| Other assets                         | 8    | 1,166              | 1,494         |
| Inventories                          | 9    | 191                | 66            |
| <b>TOTAL CURRENT ASSETS</b>          |      | <b>10,278</b>      | <b>10,391</b> |
| <b>NON-CURRENT ASSETS</b>            |      |                    |               |
| Right of use                         | 10   | 286                | 308           |
| Deferred tax assets                  | 12   | 12,013             | 13,906        |
| Property, plant and equipment        | 11   | 36,305             | 39,186        |
| <b>TOTAL NON-CURRENT ASSETS</b>      |      | <b>48,604</b>      | <b>53,400</b> |
| <b>TOTAL ASSETS</b>                  |      | <b>58,882</b>      | <b>63,791</b> |
| <b>LIABILITIES</b>                   |      |                    |               |
| <b>CURRENT LIABILITIES</b>           |      |                    |               |
| Trade and other payables             | 13   | 409                | 674           |
| Lease liabilities                    | 14   | 12                 | 11            |
| <b>TOTAL CURRENT LIABILITIES</b>     |      | <b>421</b>         | <b>685</b>    |
| <b>NON-CURRENT LIABILITIES</b>       |      |                    |               |
| Borrowings                           | 15   | 27,295             | 29,477        |
| Lease liabilities                    | 14   | 324                | 336           |
| Deferred tax liabilities             | 12   | 7,417              | 7,399         |
| <b>TOTAL NON-CURRENT LIABILITIES</b> |      | <b>35,036</b>      | <b>37,212</b> |
| <b>TOTAL LIABILITIES</b>             |      | <b>35,457</b>      | <b>37,897</b> |
| <b>NET ASSETS</b>                    |      | <b>23,425</b>      | <b>25,894</b> |
| <b>EQUITY</b>                        |      |                    |               |
| Issued capital                       | 16   | 46,890             | 47,104        |
| Foreign currency translation reserve | 19   | (91)               | (70)          |
| Retained earnings                    |      | (23,374)           | (21,140)      |
| <b>TOTAL EQUITY</b>                  |      | <b>23,425</b>      | <b>25,894</b> |

The accompanying notes form part of these financial statements.

## Consolidated Statement of Changes In Equity for the period ended 31 December 2022

| Consolidated Group                      | Ordinary<br>Share<br>Capital<br>RM'000 | Retained<br>Earnings<br>RM'000 | Foreign<br>Currency<br>Translation<br>Reserve<br>RM'000 | Total<br>RM'000 |
|---|--|--------------------------------|---|-----------------|
| <b>Balance at 1 January 2021</b>        | 47,330                                 | (21,498)                       | (8)   | 25,824          |
| <b>Comprehensive income</b>             |  |                                |   |                 |
| Share buy-back                          | (226)                                  | -                              | -   | (226)           |
| Profit for the period                   | -                                      | 358                            | -   | 358             |
| Foreign exchange translation difference | -                                      | -                              | (62)  | (62)            |
| <b>Balance at 31 December 2021</b>      | <u>47,104</u>                          | <u>(21,140)</u>                | <u>(70)</u>   | <u>25,894</u>   |
| <b>Balance at 1 January 2022</b>        | 47,104                                 | (21,140)                       | (70)  | 25,894          |
| <b>Comprehensive income</b>             |  |                                |   |                 |
| Share buy-back                          | (214)                                  | -                              | -   | (214)           |
| Loss for the period                     | -                                      | (2,234)                        | -   | (2,234)         |
| Foreign exchange translation difference | -                                      | -                              | (21)  | (21)            |
| <b>Balance at 31 December 2022</b>      | <u>46,890</u>                          | <u>(23,374)</u>                | <u>(91)</u>   | <u>23,425</u>   |

The accompanying notes form part of these financial statements.

## Consolidated Statement of Cash Flows for the period ended 31 December 2022

|  | Consolidated Group       |                     |
|--|--------------------------|---------------------|
|  | 31 Dec 2022              | 31 Dec 2021         |
| Note   | RM'000                   | RM'000              |
| <b>CASH FLOWS FROM OPERATING ACTIVITIES</b>                  |                          |                     |
| Receipts from customers                                      | 10,295                   | 9,286               |
| Payments to suppliers and employees                          | (4,084)                  | (5,363)             |
| Interest received  | 16                       | 2                   |
| Finance costs  | (1,172)                  | (1,155)             |
| Net cash generated in operating activities                   | 7(b) <u>5,055</u>        | <u>2,770</u>        |
| <b>CASH FLOWS FROM INVESTING ACTIVITIES</b>                  |                          |                     |
| Payment for construction assets                              | (786)                    | (111)               |
| Net cash used in investing activities                        | <u>(786)</u>             | <u>(111)</u>        |
| <b>CASH FLOWS FROM FINANCING ACTIVITIES</b>                  |                          |                     |
| Repayment to holding company                                 | (2,181)                  | (2,548)             |
| Right to use   | 22                       | 22                  |
| Share buy-back   | (214)                    | (226)               |
| Net cash used in by financing activities                     | <u>(2,373)</u>           | <u>(2,752)</u>      |
| Net increase / (decrease) in cash held                       | 1,896                    | (93)                |
| Cash and cash equivalents at beginning of period             | 6,194                    | 6,352               |
| Effect of exchange rate changes on cash and cash equivalents | (21)                     | (65)                |
| Cash and cash equivalents at end of period                   | 7(a) <u><u>8,069</u></u> | <u><u>6,194</u></u> |

The accompanying notes form part of these financial statements.

# *Notes to Financial Statements for the period ended 31 December 2022*

## **Note 1 – Statement of significant accounting policies**

### **Basis of Preparation**

These general purpose consolidated financial statements have been prepared in accordance with the *Corporations Act 2001*, Australian Accounting Standards and Interpretations of the Australian Accounting Standards Board and International Financial Reporting Standards as issued by the International Accounting Standards Board. TML a for-profit entity for financial reporting purposes under Australian Accounting Standards. Material accounting policies adopted in the preparation of these financial statements are presented below and have been consistently applied unless otherwise stated.

The consolidated financial statements have been prepared using reverse acquisition accounting. In reverse acquisition accounting, the cost of the business combination is deemed to have been incurred by the legal subsidiary Mistral Engineering Sdn Bhd (the acquirer for accounting purposes) in the form of equity instruments issued to the owners of the legal parent, TML (the acquire for accounting purposes).

The ultimate holding company of TML is Cepatwawasan Group Berhad, a company incorporated in Malaysia.

The financial statements were authorised for issue on 30 March 2022 by the Board.

### **Functional and Presentation Currency**

The functional currency of each of TML's entities is measured using the currency of the primary economic environment in which that entity operates. The consolidated financial statements are presented in Malaysia Ringgit which is the parent entity's functional and presentation currency.

#### **(a) Property, Plant and Equipment**

All items of property, plant and equipment are initially recorded at cost. The cost of an item of property, plant and equipment is recognised as an asset if, and only if, it is probable that future economic benefits associated with the item will flow to TML and the cost of the item can be measured reliably. Such cost includes the cost of replacing parts of the property, plant and equipment and borrowings costs for long-term construction projects if the recognition criteria are met.

Subsequent to recognition, property, plant and equipment are measured at cost less accumulated depreciation and accumulated impairment losses. When significant parts of property, plant and equipment are required to be replaced at intervals, TML recognises such parts as individual assets with specific useful lives and depreciates them accordingly. Likewise, when a major inspection is performed, its cost is recognised in the carrying amount of the plant and equipment as a replacement if the recognition criteria are satisfied. All other repair and maintenance costs are recognised in profit or loss as incurred.

# *Notes to Financial Statements for the period ended 31 December 2022*

## **Note 1 – Statement of significant accounting policies (Continued)**

### **(a) Property, Plant and Equipment (Continued)**

Depreciation is computed on a straight-line basis over the estimated useful lives of the assets as follows:

|                                      |          |
|--------------------------------------|----------|
| Buildings and infrastructure         | 5% - 7%  |
| Heavy equipment, plant and machinery | 6% - 10% |
| Furniture, fittings and equipment    | 10%      |
| Leasehold land                       | 1.59%    |

Assets under construction are not depreciated as these assets are not yet available for use.

The carrying values of property, plant and equipment are reviewed for impairment when events or changes in circumstances indicate that the carrying value may not be recoverable.

The residual value, useful life and depreciation method are reviewed at each financial year-end, and adjusted prospectively, if appropriate.

An item of property, plant and equipment is derecognised upon disposal or when no future economic benefits are expected from its use or disposal. Any gain or loss arising on derecognition of the asset (calculated as the difference between the net disposal proceeds and the carrying amount of the asset) is included in the profit or loss when the asset is derecognised.

### **(b) Loans and Borrowings**

Loans and borrowings and payables are recognised initially at net of directly attributable transaction costs.

After initial recognition, interest-bearing loans and borrowings are subsequently measured at amortised cost using the EIR method. Gains and losses are recognised in profit or loss when the liabilities are derecognised as well as through the EIR amortisation process.

Amortised cost is calculated by taking into account any discount or premium on acquisition and fees or costs that are an integral part of the EIR. The EIR amortisation is included as finance costs in the statement of profit or loss.

This category generally applies to interest-bearing loans and borrowings.

# *Notes to Financial Statements for the period ended 31 December 2022*

## **Note 1 – Statement of significant accounting policies (Continued)**

### **(c) Income Tax**

The income tax expense (revenue) for the period comprises current income tax expense (income) and deferred tax expense (income).

Current income tax expense charged to the profit or loss is the tax payable on taxable income calculated using applicable income tax rates enacted, or substantially enacted, as at reporting date. Current tax liabilities (assets) are therefore measured at the amounts expected to be paid to (recovered from) the relevant taxation authority.

Deferred income tax expense reflects movements in deferred tax asset and deferred tax liability balances during the period as well as unused tax losses.

Current and deferred income tax expense (income) is charged or credited outside profit or loss when the tax relates to items that are recognised outside profit or loss.

Deferred tax assets and liabilities are ascertained based on temporary differences arising between the tax bases of assets and liabilities and their carrying amounts in the financial statements. Deferred tax assets also result where amounts have been fully expensed but future tax deductions are available. No deferred income tax will be recognised from the initial recognition of an asset or liability, excluding a business combination, where there is no effect on accounting or taxable profit or loss.

Deferred tax assets and liabilities are calculated at the tax rates that are expected to apply to the period when the asset is realised or the liability is settled, based on tax rates enacted or substantively enacted at reporting date. Their measurement also reflects the manner in which management expects to recover or settle the carrying amount of the related asset or liability.

Deferred tax assets relating to temporary differences and unused tax losses are recognised only to the extent that it is probable that future taxable profit will be available against which the benefits of the deferred tax asset can be utilised.

Where temporary differences exist in relation to investments in subsidiaries, branches, associates, and joint ventures, deferred tax assets and liabilities are not recognised where the timing of the reversal of the temporary difference can be controlled and it is not probable that the reversal will occur in the foreseeable future.

Current tax assets and liabilities are offset where a legally enforceable right of set-off exists and it is intended that net settlement or simultaneous realisation and settlement of the respective asset and liability will occur. Deferred tax assets and liabilities are offset where a legally enforceable right of set-off exists, the deferred tax assets and liabilities relate to income taxes levied by the same taxation authority on either the same taxable entity or different taxable entities where it is intended that net settlement or simultaneous realisation and settlement of the respective asset and liability will occur in future periods in which significant amounts of deferred tax assets or liabilities are expected to be recovered or settled.

# *Notes to Financial Statements for the period ended 31 December 2022*

## **Note 1 – Statement of significant accounting policies (Continued)**

### **(d) Goods and Services Tax (GST)**

Revenue, expenses and assets are recognised net of the amount of GST, except where the amount of GST incurred is not recoverable from the taxation authorities. In these circumstances the GST is recognised as part of the cost of acquisition of the asset or as part of an item of the expense. In the statement of financial position, trade receivables and payables are shown inclusive of GST.

Cash flows are presented in the statement of cash flow on a gross basis, except for the GST component of investing and financing activities, which are disclosed as operating cash flows.

### **(e) Foreign Currency Transaction and Balances**

#### **Transaction and balances**

Foreign currency transactions are translated into functional currency using the exchange rates prevailing at the date of the transaction. Foreign currency monetary items are translated at the year-end exchange rate. Non-monetary items measured at historical cost continue to be carried at the exchange rate at the date of the transaction. Non-monetary items measured at fair value are reported at the exchange rate at the date when fair values were determined.

Exchange differences arising on the translation of monetary items are recognised in the profit or loss, except where deferred in equity as a qualifying cash flow or net investment hedge.

Exchange differences arising on the translation of non-monetary items are recognised directly in other comprehensive income to the extent that the gain or loss is directly recognised in other comprehensive income, otherwise the exchange difference is recognised in the statement of profit or loss.

#### **Group Companies**

The financial results and position of foreign operations, whose functional currency is different from TML's presentation currency, are translated as follows:

- assets and liabilities are translated at exchange rates prevailing at the end of the reporting period;
- income and expenses are translated at average exchange rates for the period; and
- retained earnings are translated at the exchange rates prevailing at the date of the transaction.

Exchange differences arising on translation of foreign operations with functional currencies other than Australian dollars are recognised in other comprehensive income and included in the foreign currency translation reserve in the statement of financial position. The cumulative amount of these differences is reclassified into profit or loss in the period in which the operation is disposed of.

# *Notes to Financial Statements for the period ended 31 December 2022*

## **Note 1 – Statement of significant accounting policies (Continued)**

### **(f) Financial Instruments**

#### **Initial recognition and measurement**

Financial assets and financial liabilities are recognised when the entity becomes a party to the contractual provisions to the instrument. For financial assets, this is equivalent to the date that the entity commits itself to either the purchase or sale of the asset (ie trade date accounting is adopted).

Financial instruments (except for the trade receivables) are initially measured at fair value plus transaction costs, except where the instrument is classified “at fair value through profit or loss”, in which case transaction costs are expensed to profit or loss immediately. Where available, quoted prices in an active market are used to determine fair value. In other circumstances, valuation techniques are adopted.

Trade receivables are initially measured at the transaction price if the receivables do not contain a significant financing component or if the practical expedient was applied as specified in AASB 15.63.

#### **Classification and subsequent measurement**

##### *Financial liabilities*

Financial instruments are subsequently measured at:

- amortised cost; or
- fair value through profit or loss.

A financial liability is measured at fair value through profit and loss if the financial liability is:

- a contingent consideration of an acquirer in a business combination to which AASB 3: *Business Combinations* applies;
- held for trading; or
- initially designated as at fair value through profit or loss.

All other financial liabilities are subsequently measured at amortised cost using the effective interest method.

The effective interest method is a method of calculating the amortised cost of a debt instrument and of allocating interest expense in profit or loss over the relevant period. The effective interest rate is the internal rate of return of the financial asset or liability. That is, it is the rate that exactly discounts the estimated future cash flows through the expected life of the instrument to the net carrying amount at initial recognition.

A financial liability is held for trading if:

- it is incurred for the purpose of repurchasing or repaying in the near term;
- part of a portfolio where there is an actual pattern of short-term profit taking; or
- a derivative financial instrument (except for a derivative that is in a financial guarantee contract or a derivative that is in a effective hedging relationships).

# *Notes to Financial Statements for the period ended 31 December 2022*

## **Note 1 – Statement of significant accounting policies (Continued)**

### **(f) Financial Instruments (Continued)**

#### **Classification and subsequent measurement (Continued)**

##### *Financial liabilities (Continued)*

Any gains or losses arising on changes in fair value are recognised in profit or loss to the extent that they are not part of a designated hedging relationship are recognised in profit or loss.

The change in fair value of the financial liability attributable to changes in the issuer's credit risk is taken to other comprehensive income and are not subsequently reclassified to profit or loss. Instead, they are transferred to retained earnings upon derecognition of the financial liability. If taking the change in credit risk in other comprehensive income enlarges or creates an accounting mismatch, then these gains or losses should be taken to profit or loss rather than other comprehensive income.

A financial liability cannot be reclassified.

##### *Financial guarantee contracts*

A financial guarantee contract is a contract that requires the issuer to make specified payments to reimburse the holder for a loss it incurs because a specified debtor fails to make payment when due in accordance with the terms of a debt instrument.

Financial guarantee contracts are initially measured at fair values (and if not designated as at fair value through profit or loss and do not arise from a transfer of a financial asset) and subsequently measured at the higher of:

- the amount of loss allowance determined in accordance with AASB 9.3.25.3; and
- the amount initially recognised less the accumulative amount of income recognised in accordance with the revenue recognition policies.

##### *Financial assets*

Financial assets are subsequently measured at:

- amortised cost;
- fair value through other comprehensive income; or
- fair value through profit or loss.

Measurement is on the basis of two primary criteria:

- the contractual cash flow characteristics of the financial asset; and
- the business model for managing the financial assets.

A financial asset that meets the following conditions is subsequently measured at amortised cost:

- the financial asset is managed solely to collect contractual cash flows; and
- the contractual terms within the financial asset give rise to cash flows that are solely payments of principal and interest on the principal amount outstanding on specified dates.

# *Notes to Financial Statements for the period ended 31 December 2022*

## **Note 1 – Statement of significant accounting policies (Continued)**

### **(f) Financial Instruments (Continued)**

#### **Classification and subsequent measurement (Continued)**

##### *Financial assets (Continued)*

A financial asset that meets the following conditions is subsequently measured at fair value through other comprehensive income:

- the contractual terms within the financial asset give rise to cash flows that are solely payments of principal and interest on the principal amount outstanding on specified dates;
- the business model for managing the financial assets comprises both contractual cash flows collection and the selling of the financial asset.

By default, all other financial assets that do not meet the measurement conditions of amortised cost and fair value through other comprehensive income are subsequently measured at fair value through profit or loss.

TML initially designates a financial instrument as measured at fair value through profit or loss if:

- it eliminates or significantly reduces a measurement or recognition inconsistency (often referred to as “accounting mismatch”) that would otherwise arise from measuring assets or liabilities or recognising the gains and losses on them on different bases;
- it is in accordance with the documented risk management or investment strategy, and information about the groupings was documented appropriately, so that the performance of the financial liability that was part of a group of financial liabilities or financial assets can be managed and evaluated consistently on a fair value basis;
- it is a hybrid contract that contains an embedded derivative that significantly modifies the cash flows otherwise required by the contract.

The initial designation of the financial instruments to measure at fair value through profit or loss is a one-time option on initial classification and is irrevocable until the financial asset is derecognised.

##### *Equity instruments*

At initial recognition, as long as the equity instrument is not held for trading and not a contingent consideration recognised by an acquirer in a business combination to which AASB 3:Business Combinations applies, TML made an irrevocable election to measure any subsequent changes in fair value of the equity instruments in other comprehensive income, while the dividend revenue received on underlying equity instruments investment will still be recognised in profit or loss.

Regular way purchases and sales of financial assets are recognised and derecognised at settlement date in accordance with the TML's accounting policy.

# *Notes to Financial Statements for the period ended 31 December 2022*

## Note 1 – Statement of significant accounting policies (Continued)

### (f) Financial Instruments (Continued)

#### **Derecognition**

Derecognition refers to the removal of a previously recognised financial asset or financial liability from the statement of financial position.

#### *Derecognition of financial liabilities*

A liability is derecognised when it is extinguished (ie when the obligation in the contract is discharged, cancelled or expires). An exchange of an existing financial liability for a new one with substantially modified terms, or a substantial modification to the terms of a financial liability is treated as an extinguishment of the existing liability and recognition of a new financial liability.

The difference between the carrying amount of the financial liability derecognised and the consideration paid and payable, including any non-cash assets transferred or liabilities assumed, is recognised in profit or loss.

#### *Derecognition of financial assets*

A financial asset is derecognised when the holder's contractual rights to its cash flows expires, or the asset is transferred in such a way that all the risks and rewards of ownership are substantially transferred.

All of the following criteria need to be satisfied for derecognition of financial asset:

- the right to receive cash flows from the asset has expired or been transferred;
- all risk and rewards of ownership of the asset have been substantially transferred; and
- TML no longer controls the asset (ie TML has no practical ability to make a unilateral decision to sell the asset to a third party).

On derecognition of a financial asset measured at amortised cost, the difference between the asset's carrying amount and the sum of the consideration received and receivable is recognised in profit or loss.

On derecognition of a debt instrument classified as at fair value through other comprehensive income, the cumulative gain or loss previously accumulated in the investment revaluation reserve is reclassified to profit or loss.

On derecognition of an investment in equity which was elected to be classified under fair value through other comprehensive income, the cumulative gain or loss previously accumulated in the investment revaluation reserve is not reclassified to profit or loss, but is transferred to retained earnings.

# *Notes to Financial Statements for the period ended 31 December 2022*

## Note 1 – Statement of significant accounting policies (Continued)

### (f) Financial Instruments (Continued)

#### **Impairment**

TML recognises a loss allowance for expected credit losses on:

- financial assets that are measured at amortised cost or fair value through other comprehensive income;
- lease receivables;
- contract assets (eg amounts due from customers under construction contracts);
- loan commitments that are not measured at fair value through profit or loss; and
- financial guarantee contracts that are not measured at fair value through profit or loss.

Loss allowance is not recognised for:

- financial assets measured at fair value through profit or loss; or
- equity instruments measured at fair value through other comprehensive income.

Expected credit losses are the probability-weighted estimate of credit losses over the expected life of a financial instrument. A credit loss is the difference between all contractual cash flows that are due and all cash flows expected to be received, all discounted at the original effective interest rate of the financial instrument.

TML uses the following approaches to impairment, as applicable under AASB 9: *Financial Instruments*:

- the general approach
- the simplified approach
- the purchased or originated credit impaired approach; and
- low credit risk operational simplification.

#### *General approach*

Under the general approach, at each reporting period, TML assesses whether the financial instruments are credit-impaired, and if:

- the credit risk of the financial instrument has increased significantly since initial recognition, TML measures the loss allowance of the financial instruments at an amount equal to the lifetime expected credit losses; or
- there is no significant increase in credit risk since initial recognition, TML measures the loss allowance for that financial instrument at an amount equal to 12-month expected credit losses.

# *Notes to Financial Statements for the period ended 31 December 2022*

## **Note 1 – Statement of significant accounting policies (Continued)**

### **(f) Financial Instruments (Continued)**

#### **Impairment (Continued)**

##### *Simplified approach*

The simplified approach does not require tracking of changes in credit risk at every reporting period, but instead requires the recognition of lifetime expected credit loss at all times. This approach is applicable to:

- trade receivables or contract assets that result from transactions within the scope of AASB 15: *Revenue from Contracts with Customers* and which do not contain a significant financing component; and
- lease receivables.

In measuring the expected credit loss, a provision matrix for trade receivables was used taking into consideration various data to get to an expected credit loss (ie diversity of customer base, appropriate groupings of historical loss experience, etc).

##### *Purchased or originated credit-impaired approach*

For a financial asset that is considered credit-impaired (not on acquisition or origination), TML measures any change in its lifetime expected credit loss as the difference between the asset's gross carrying amount and the present value of estimated future cash flows discounted at the financial asset's original effective interest rate. Any adjustment is recognised in profit or loss as an impairment gain or loss.

Evidence of credit impairment includes:

- significant financial difficulty of the issuer or borrower;
- a breach of contract (eg default or past due event);
- a lender granting to the borrower a concession, due to the borrower's financial difficulty, that the lender would not otherwise consider;
- high probability that the borrower will enter bankruptcy or other financial reorganisation; and
- the disappearance of an active market for the financial asset because of financial difficulties.

##### *Low credit risk operational simplification approach*

If a financial asset is determined to have low credit risk at the initial reporting date, TML assumes that the credit risk has not increased significantly since initial recognition and accordingly it can continue to recognise a loss allowance of 12-month expected credit loss.

In order to make such a determination that the financial asset has low credit risk, TML applies its internal credit risk ratings or other methodologies using a globally comparable definition of low credit risk.

# *Notes to Financial Statements for the period ended 31 December 2022*

## **Note 1 – Statement of significant accounting policies (Continued)**

### **(f) Financial Instruments (Continued)**

#### **Impairment (Continued)**

##### *Low credit risk operational simplification approach (Continued)*

A financial asset is considered to have low credit risk if:

- there is a low risk of default by the borrower;
- the borrower has strong capacity to meet its contractual cash flow obligations in the near term;
- adverse changes in economic and business conditions in the longer term may, but not necessarily will, reduce the ability of the borrower to fulfil its contractual cash flow obligations.

A financial asset is not considered to carry low credit risk merely due to existence of collateral, or because a borrower has a risk of default lower than the risk inherent in the financial assets, or lower than the credit risk of the jurisdiction in which it operates.

##### *Recognition of expected credit losses in financial statements*

At each reporting date, TML recognises the movement in the loss allowance as an impairment gain or loss in the statement of profit or loss and other comprehensive income.

The carrying amount of financial assets measured at amortised cost includes the loss allowance relating to that asset.

Assets measured at fair value through other comprehensive income are recognised at fair value, with changes in fair value recognised in other comprehensive income. Amounts in relation to change in credit risk are transferred from other comprehensive income to profit or loss at every reporting period.

For financial assets that are unrecognised (eg loan commitments yet to be drawn, financial guarantees), a provision for loss allowance is created in the statement of financial position to recognise the loss allowance.

### **(g) Cash and Cash Equivalents**

Cash and cash equivalents comprise cash at bank and on hand, demand deposits, and short-term, highly liquid investments that are readily convertible to know amounts of cash and which are subject to an insignificant risk of change in value. These also include bank overdrafts that form an integral part of TML's cash management, if any.

# *Notes to Financial Statements for the period ended 31 December 2022*

## **Note 1 – Statement of significant accounting policies (Continued)**

### **(h) Inventories**

Inventories are stated at the lower of cost and net realisable value. Costs incurred in bringing the inventories to their present location and condition are accounted for as follows:

Consumable stores: purchase costs and expenses in bringing them into store on a weighted average cost method.

Net realisable value is the estimated selling price in the ordinary course of business less estimated costs necessary to make the sale.

### **(i) Provisions**

Provisions are recognised when TML has a present obligation (legal or constructive) as a result of a past event, it is probable that an outflow of economic resources will be required to settle the obligation and the amount of the obligation can be estimated reliably.

Provisions are reviewed at each reporting date and adjusted to reflect the current best estimate. If it is no longer probable that an outflow of economic resources will be required to settle the obligation, the provision is reversed. If the effect of the time value of money is material, provisions are discounted using a current pre tax rate that reflects, where appropriate, the risks specific to the liability. When discounting is used, the increase in the provision due to the passage of time is recognised as a finance cost.

### **(j) Borrowing costs**

Borrowing costs are capitalised as part of the cost of a qualifying asset if they are directly attributable to the acquisition, construction or production of that asset. Capitalisation of borrowing costs commences when the activities to prepare the asset for its intended use or sale are in progress and the expenditure and borrowing costs are incurred. Borrowing costs are capitalised until the assets are substantially completed for their intended use or sale.

All other borrowing costs are recognised in profit or loss in the period they are incurred. Borrowing costs consist of interest and other costs that TML incurred in connection with the borrowing of funds.

### **(k) Leases**

#### **The Group as lessee**

At inception of a contract, the Group assesses if the contract contains or is a lease. If there is a lease present, a right-of-use asset and a corresponding lease liability is recognised by the Group where the Group is a lessee. However, all contracts that are classified as short-term leases (ie a lease with a remaining lease term of 12 months or less) and leases of low-value assets are recognised as an operating expense on a straight-line basis over the term of the lease.

Initially, the lease liability is measured at the present value of the lease payments still to be paid at commencement date. The lease payments are discounted at the interest rate implicit in the lease. If this rate cannot be readily determined, the Group uses the incremental borrowing rate.

# *Notes to Financial Statements for the period ended 31 December 2022*

## **Note 1 – Statement of significant accounting policies (Continued)**

### **(k) Leases (Continued)**

Lease payments included in the measurement of the lease liability are as follows:

- fixed lease payments less any lease incentives;
- variable lease payments that depend on an index or rate, initially measured using the index or rate at the commencement date;
- the amount expected to be payable by the lessee under residual value guarantees;
- the exercise price of purchase options, if the lessee is reasonably certain to exercise the options;
- lease payments under extension options, if lessee is reasonably certain to exercise the options; and
- payments of penalties for terminating the lease, if the lease term reflects the exercise of an option to terminate the lease.

The right-of-use assets comprise the initial measurement of the corresponding lease liability as mentioned above, any lease payments made at or before the commencement date, as well as any initial direct costs. The subsequent measurement of the right-of-use assets is at cost less accumulated depreciation and impairment losses.

Right-of-use assets are depreciated over the lease term or useful life of the underlying asset, whichever is the shortest. Where a lease transfers ownership of the underlying asset, or the cost of the right-of-use asset reflects that the Group anticipates to exercise a purchase option, the specific asset is depreciated over the useful life of the underlying asset.

### **(l) Earnings per share**

#### *(i) Basic earnings per share*

Basic earnings per share is determined by dividing the loss after income tax attributable to members of the company, excluding any costs of servicing equity other than ordinary shares, by the weighted average number of ordinary shares outstanding during the financial period, adjusted for bonus elements in ordinary shares issued during the period.

#### *(ii) Diluted earnings per share*

Diluted earnings per share adjusts the figures used in the determination of basic earnings per share to take into account the after income tax effect of interest and other financing costs associated with dilutive potential ordinary shares and the weighted average number of shares assumed to have been issued for no consideration in relation to dilutive potential ordinary shares.

# *Notes to Financial Statements for the period ended 31 December 2022*

## **Note 1 – Statement of significant accounting policies (Continued)**

### **(m) Issued Capital**

Ordinary shares are classified as equity.

Incremental costs directly attributable to the issue of new shares or options are shown in equity as a deduction, net of tax, from the proceeds. Incremental costs directly attributable to the issue of new shares or options, associated with the acquisition of a business, are included as part of the purchase consideration.

### **(n) Critical Accounting Estimates & Judgements**

Estimates and judgements are continually evaluated and are based on historical knowledge and other factors, including expectations of future events that may have a financial impact on the entity and that are believed to be reasonable under the circumstances.

#### *Key estimates*

#### *(i) Impairment*

The entity assesses impairment at each reporting date by evaluating conditions and specific to the entity that may be indicative of impairment triggers. Recoverable amounts of relevant assets are reassessed using value in use calculations which incorporate various key assumptions.

#### *(ii) Useful lives of plant and equipment*

The cost of plant and equipment is depreciated on a straight-line basis over the assets' estimated economic useful lives. Management estimates the useful lives of these plant and equipment to be within 5 to 20 years. These are common life expectancies applied in the operation of a biogas power plant industry. Changes in the expected level of usage and technological developments could impact the economic useful lives and the residual values of these assets, therefore future depreciation charges could be revised. The carrying amount of TML's plant and equipment at the reporting date is disclosed in Note 11. A 5% difference in the expected useful lives of these assets from management's estimates would result in approximately 57% (2021: 51%) variance in TML's profit for the period.

#### *(iii) Deferred tax assets*

Deferred tax assets are recognised for all unused tax losses and unabsorbed capital allowances to the extent that it is probable that taxable profit will be available against which the losses and capital allowances can be utilised. Significant management judgement is required to determine the amount of deferred tax assets that can be recognised, based upon the likely timing and level of future taxable profits together with future tax planning strategies.

# Notes to Financial Statements for the period ended 31 December 2022

## Note 1 – Statement of significant accounting policies (Continued)

### (n) Critical Accounting Estimates & Judgements (Continued)

#### *Key estimates (Continued)*

#### (iii) *Deferred tax assets (Continued)*

Assumptions about generation of future taxable profits depend on management's estimates of future cash flows. These depend on estimates of future production and sales volume, operating costs, capital expenditure, dividends and other capital management transactions. Judgement is also required about application of income tax legislation. These judgements and assumptions are subject to risks and uncertainty; hence there is a possibility that changes in circumstances will alter expectations, which may impact the amount of deferred tax assets recognised in the statement of financial position and the amount of unrecognised tax losses and unrecognised temporary differences.

## Note 2 - Financial Risk Management

TML's activities expose it to a variety of financial risks; market risk, credit risk, liquidity risk and cash flow interest rate risk. TML's overall risk management program focuses on managing these risks and implementing and monitoring of controls around the cash management function. TML's principal financial instruments consist of cash and cash equivalents.

TML management of treasury activities is centralised and governed by policies approved by the Board. The Board provides principles for overall risk management, as well as policies covering specific areas, such as identifying risk exposure, analysing and deciding upon strategies and performance measurement.

TML held the following financial instruments:

|                              | 31 Dec 2022<br>RM'000 | 31 Dec 2021<br>RM'000 |
|------------------------------|-----------------------|-----------------------|
| <b>Financial assets</b>      |                       |                       |
| Cash and cash equivalents    | 8,069                 | 6,194                 |
| Trade and other receivables  | 2,018                 | 4,131                 |
|                              | 10,087                | 10,325                |
| <b>Financial liabilities</b> |                       |                       |
| Trade and other payables     | 409                   | 674                   |
| Borrowings                   | 27,631                | 29,824                |
|                              | 28,040                | 30,498                |

# Notes to Financial Statements for the period ended 31 December 2022

## Note 2 - Financial Risk Management (continued)

### (a) Interest rate risk

TML's cash-flow interest rate risk primarily arises from its loans and borrowings subject to market bank rates. TML's policy is to manage interest cost using mix of fixed and floating rate debts. Generally, no interest is receivable or payable on the entity trade and other receivables or payables.

As at balance sheet date, if interest rates had been 25 basis points lower/higher, with all other variables held constant, the TML's profit net of tax would have been RM68,482.99 (31 December 2021: RM67,305.17) lower/higher, arising mainly as a result of lower/higher interest expense on floating rate loans and borrowings. The assumed movement in basis points for interest rate sensitivity analysis is based on the currently observable market environment.

### (b) Liquidity risk

Prudent liquidity risk management implies maintaining sufficient cash reserves to meet the ongoing operational requirements of the business. It is TML's policy to maintain sufficient funds in cash and cash equivalents. Furthermore, TML monitors its cash requirements and raises equity funding as and when appropriate to meet such planned requirements.

### (c) Foreign exchange risk

TML operates internationally and is exposed to foreign exchange risk arising from various currencies, primarily with respect to the Australian Dollar in the current financial period. The entity has material currency risk as some cash balances are held in Australian Dollar. The carrying amount of the commercial transactions and recognised financial assets and liabilities are all in Malaysian currency.

The carrying amounts of TML's financial assets and liabilities are denominated in Malaysian Ringgit except as set out below which is denominated in other currencies:

|                      | <b>31 Dec 2022</b> | <b>31 Dec 2021</b> |
|----------------------|--------------------|--------------------|
|                      | <b>RM'000</b>      | <b>RM'000</b>      |
| Australia Dollar     | 2,605              | 2,825              |
| Singapore Dollar     | 514                | 478                |
| United States Dollar | 760                | 718                |
| <b>Total</b>         | <u>3,879</u>       | <u>4,021</u>       |
| +/- 5% in MYR/\$A    | +/-194             | +/-201             |

## *Notes to Financial Statements for the period ended 31 December 2022*

### **Note 2 - Financial Risk Management (continued)**

#### *(d) Credit risk*

TML has treasury policies in place for deposit transactions for such transactions to be conducted with financial institutions with a minimum credit rating.

TML's exposure to credit risk arises primarily from trade and other receivables. TML's objective is to seek continual revenue growth while minimising losses incurred due to increased credit risk exposure. TML trades only with recognised and creditworthy third parties. It is TML's policy that all customers who wish to trade on credit terms are subject to credit verification procedures. In addition, receivable balances are monitored on an ongoing basis with the result that TML's exposure to bad debts is not significant. As at balance sheet date, all TML's trade receivable was due from customers under service concession agreements. Information regarding credit enhancements for trade and other receivable is disclosed in Note 8.

At balance sheet date, cash and deposits were held with ANZ and NAB in Australia, and Standard Chartered, RHB and Ambank in Malaysia.

#### *(e) Price risk*

The entity does not have any direct material market or commodity price risk relating to its financial assets or liabilities.

For personal use only

## *Notes to Financial Statements for the period ended 31 December 2022*

### Note 3 Segment Information

TML operates in a single segment being renewable energy generation in two geographical segments.

|   | Australia<br>RM'000 | Malaysia<br>RM'000 | Total<br>RM'000 |
|---|---------------------|--------------------|-----------------|
| <b>(i) Segment Performance</b>                |                     |                    |                 |
| <b>Period Ended 31.12.2022</b>                |                     |                    |                 |
| Total Segment Revenue                         | 1                   | 10,360             | 10,361          |
| Inter-Segment Elimination                     | -                   | -                  | -               |
| <b>Total Group Revenue</b>                    | <b>1</b>            | <b>10,360</b>      | <b>10,361</b>   |
| <b>Segment Net (Loss) / Profit before tax</b> | <b>(454)</b>        | <b>132</b>         | <b>(322)</b>    |
| <b>Period Ended 31.12.2021</b>                |                     |                    |                 |
| Total Segment Revenue                         | 96                  | 9,529              | 9,625           |
| Inter-Segment Elimination                     | -                   | -                  | -               |
| <b>Total Group Revenue</b>                    | <b>96</b>           | <b>9,529</b>       | <b>9,625</b>    |
| <b>Segment Net (Loss) / Profit before tax</b> | <b>(610)</b>        | <b>968</b>         | <b>358</b>      |
| <b>(ii) Segment Assets</b>                    |                     |                    |                 |
| <b>Total Group Assets</b>                     |                     |                    |                 |
| As at 31.12.2022                              | 2,583               | 58,178             | 60,761          |
| As at 31.12.2021                              | 2,823               | 60,968             | 63,791          |
| <b>(iii) Segment Liabilities</b>              |                     |                    |                 |
| <b>Total Liabilities</b>                      |                     |                    |                 |
| As at 31.12.2022                              | 540                 | 34,916             | 35,456          |
| As at 31.12.2021                              | 91                  | 37,806             | 37,897          |

## *Notes to Financial Statements for the period ended 31 December 2022*

### Note 4 – Revenue

|                                | <b>Consolidated Group</b> |                    |
|--------------------------------|---------------------------|--------------------|
|                                | <b>31 Dec 2022</b>        | <b>31 Dec 2021</b> |
|                                | <b>RM'000</b>             | <b>RM'000</b>      |
| Revenue:                       |                           |                    |
| Sales of renewable energy      | 8,186                     | 8,774              |
| Other Income:                  |                           |                    |
| Sales of sludge oil            | 812                       | 512                |
| Interest income                | 16                        | 2                  |
| Debt forgiveness               | -                         | 94                 |
| Unrealised forex exchange gain | 66                        | 60                 |
| POME treatment                 | 1,280                     | -                  |
| Miscellaneous income           | 16                        | 183                |
|                                | 2,190                     | 851                |
| <b>Total</b>                   | <b>10,376</b>             | <b>9,625</b>       |

### Note 5 – Expenses

|  | <b>31 Dec 2022</b> | <b>31 Dec 2021</b> |
|--|--------------------|--------------------|
|  | <b>RM'000</b>      | <b>RM'000</b>      |
| Profit before income tax includes the following specific expenses: |                    |                    |
| (a) Depreciation - Plant & Equipment                               | 3,645              | 3,533              |
| (b) Depreciation - Leased asset                                    | 22                 | 22                 |
| <b>Total depreciation</b>  | <b>3,667</b>       | <b>3,555</b>       |

## *Notes to Financial Statements for the period ended 31 December 2022*

### Note 6 – Tax expense (continued)

|   | 31 Dec 2022<br>RM'000 | 31 Dec 2021<br>RM'000 |
|---|-----------------------|-----------------------|
| <b>a) Tax expense</b>   |                       |                       |
| Current tax   | -                     | -                     |
| Deferred tax  | 1,912                 | 311                   |
|   | 1,912                 | 311                   |
| <br>  |                       |                       |
| <b>b) Numerical reconciliation of income tax expense to prima facie tax payable</b>     |                       |                       |
| (Loss)/Profit before income tax expense   | (322)                 | 669                   |
|   | (322)                 | 669                   |
| <br>  |                       |                       |
| Taxation at Australia/Malaysia statutory tax rate                                       | (105)                 | 124                   |
| Tax effect of amounts which are not deductible (taxable) in calculating taxable income: |                       |                       |
| Income not subject to tax   | (32)                  | (33)                  |
| Non-deductible depreciation, impairment & amortisation & other expenses                 | 2                     | 5                     |
| Benefits not brought to account in respect of temporary differences                     | 13                    | 44                    |
| Deferred tax assets not recognised  | 1,880                 | 139                   |
| Under/(Over) provision of deferred tax liabilities in prior year                        | 154                   | 32                    |
| Income tax expense attributable to operating (loss)/profit before income tax            | 1,912                 | 311                   |
|   | 1,912                 | 311                   |
| <br>  |                       |                       |
| <b>c) Deferred tax assets not recognised</b>  |                       |                       |
| Tax losses  | 1,051                 | 1,051                 |
| Investment tax allowance  | 1,880                 | -                     |
|   | 1,051                 | -                     |
|   | 2,931                 | 1,051                 |

The deferred tax assets of the legal parent entity have not been brought to account as utilisation of these losses is not probable. The income tax losses can only be recovered by the company deriving future assessable income, conditions for deductibility imposed by law being complied with and no changes in tax legislation adversely affecting the realisation of the benefit from the deductions.

The balance of franking credits available for the franking of dividends at 31 December 2022 was nil (2021: nil).

# Notes to Financial Statements for the period ended 31 December 2022

## Note 7 – Current assets - Cash & Cash Equivalents

|  | 31 Dec 2022<br>RM'000 | 31 Dec 2021<br>RM'000 |
|--|-----------------------|-----------------------|
| a) Cash at the end of the financial period as shown in the Statement of Cash Flows is reconciled to the related items in the Statement of financial position as follows:<br>Cash at Bank & in hand * |                       |                       |
| Balance per Statement of Cash Flows  | 8,069                 | 6,194                 |
|  | 8,069                 | 6,194                 |

\*Cash interest rate ranges from 0.01% to 3.0% on the daily balance.

|   | 31 Dec 2022<br>RM'000 | 31 Dec 2021<br>RM'000 |
|---|-----------------------|-----------------------|
| b) Reconciliation of cash flow from operations with net profit after income tax |                       |                       |
| Operating (loss)/profit after Income Tax  | (2,234)               | 358                   |

### Non-cash flows in net profit

|                          |      |       |
|--------------------------|------|-------|
| Depreciation             | 3667 | 3,664 |
| Forgiveness of debts     | -    | (94)  |
| Reversal of depreciation | -    | (109) |

### Changes in assets and liabilities

|  |       |         |
|--|-------|---------|
| Increase in deferred tax liabilities                                       | 18    | 293     |
| Decrease in deferred tax assets  | 1,894 | 20      |
| (Increase)/Decrease in inventory   | (125) | 70      |
| Decrease/(Increase) in trade & other receivables, deposits and prepayments | 2,110 | (1,164) |
| Decrease in trade and other payables                                       | (275) | (268)   |
| Net cash from operating activities   | 5,055 | 2,770   |

## Note 8 – Trade and other receivables

|  | 31 Dec 2022<br>RM'000 | 31 Dec 2021<br>RM'000 |
|--|-----------------------|-----------------------|
| <b>Current Assets</b>  |                       |                       |
| Trade receivable – Amount due from customers on sales of electricity | 588                   | 2,385                 |
| Other receivables  | 264                   | 252                   |
| Deposits and prepayments   | 1,166                 | 1,494                 |
| Total trade and other receivables                                    | 2,019                 | 4,131                 |

No interest is receivable in respect of other receivables.

None of the other receivables are considered past due or impaired

## *Notes to Financial Statements for the period ended 31 December 2022*

### **Note 9 – Inventories**

|                     | 31 Dec 2022<br>RM'000 | 31 Dec 2021<br>RM'000 |
|---------------------|-----------------------|-----------------------|
| <b>At Cost:</b>     |                       |                       |
| Consumable supplies | 191                   | 66                    |

There were no inventories stated at net realisable value.

### **Note 10 - Right of use of assets**

TML's lease portfolio includes a 20 years Wayleave agreement.

#### **Options to Extend or Terminate**

The options to extend or terminate are contained in the wayleave. These clauses provide TML opportunities to manage leases in order to align with its strategies. All of the extension or termination options are only exercisable by TML. The extension options or termination options which were probable to be exercised have been included in the calculation of the right-of-use asset.

|  | 31 Dec 2022<br>RM'000 | 31 Dec 2021<br>RM'000 |
|--|-----------------------|-----------------------|
| <b>i. AASB 16 related amounts recognised in the balance sheet</b>                |                       |                       |
| <b>Right of use of assets</b>  |                       |                       |
| Carrying amount  | 308                   | 330                   |
| Depreciation   | (22)                  | (22)                  |
| Net carrying amount  | <u>286</u>            | <u>308</u>            |
| <b>ii. AASB 16 related amounts recognised in the statement of profit or loss</b> |                       |                       |
| Depreciation charge related to right-of-use assets                               | 22                    | 22                    |
| Interest expense on lease liabilities  | 25                    | 27                    |
| Short-term leases expense (office rental)  | 18                    | 37                    |
|  | <u>65</u>             | <u>86</u>             |

The right-of-use assets were measured based on a wayleave agreement expiring on 31 August 2035. The weighted average incremental borrowing rate used in the initial recognition was 8.15%.

## Notes to Financial Statements for the period ended 31 December 2022

### Note 11 – Property, plant and equipment

|                                     | Long term<br>leasehold<br>land | Motor<br>Vehicles | Building and<br>infrastructure | Heavy<br>equipment,<br>plant and<br>machinery | Furniture,<br>fittings and<br>equipment | Work<br>In<br>progress | Total  |
|-------------------------------------|--------------------------------|-------------------|--------------------------------|---|---|------------------------|--------|
|                                     | RM'000                         | RM'000            | RM'000                         | RM'000  | RM'000                                  | RM'000                 | RM'000 |
| <b>Cost</b>                         |                                |                   |                                |   |   |                        |        |
| At 1 January 2021                   | 396                            | 5                 | 5,017                          | 54,610  | 1,193                                   | -                      | 61,221 |
| Additions                           | -                              | -                 | 30                             | 43  | 16                                      | -                      | 89     |
| Reversal                            | -                              | -                 | -                              | (445)   | -                                       | -                      | (445)  |
| At 31 December 2021                 | 396                            | 5                 | 5,047                          | 54,208  | 1,209                                   | -                      | 60,865 |
| Additions                           | -                              | -                 | 10                             | 521   | 22                                      | 210                    | 763    |
| At 31 December 2022                 | 396                            | 5                 | 5,057                          | 54,729  | 1,231                                   | 210                    | 61,628 |
| <b>Accumulated Depreciation</b>     |                                |                   |                                |   |   |                        |        |
| At 1 January 2021                   | 54                             | 3                 | 1,554                          | 16,144  | 391                                     | -                      | 18,146 |
| Depreciation charged for the period | 6                              | 1                 | 256                            | 3,258   | 121                                     | -                      | 3,642  |
| Reversal                            | -                              | -                 | -                              | (109)   | -                                       | -                      | (109)  |
| At 31 December 2021                 | 60                             | 4                 | 1,810                          | 19,293  | 512                                     | -                      | 21,679 |
| Depreciation charged for the period | 7                              | -                 | 257                            | 3,257   | 123                                     | -                      | 3,645  |
| At 31 December 2022                 | 67                             | 4                 | 2,067                          | 22,550  | 635                                     | -                      | 25,324 |
| <b>Net Carrying Amount</b>          |                                |                   |                                |   |   |                        |        |
| At 31 December 2021                 | 336                            | 1                 | 3,237                          | 34,915  | 697                                     | -                      | 39,186 |
| At 31 December 2022                 | 329                            | 1                 | 2,990                          | 32,179  | 596                                     | 210                    | 36,305 |

## *Notes to Financial Statements for the period ended 31 December 2022*

### **Note 12 – Deferred tax assets/(liabilities)**

|                               | <b>31 Dec 2022</b> | <b>31 Dec 2021</b> |
|-------------------------------|--------------------|--------------------|
|                               | <b>RM'000</b>      | <b>RM'000</b>      |
| <b>Deferred tax assets</b>    |                    |                    |
| Unabsorbed capital allowances | 8,199              | 8,199              |
| Investment tax allowance      | a 3,808            | 5,688              |
| Unutilised tax losses         | -                  | -                  |
| Others                        | 6                  | 19                 |
|                               | <u>12,013</u>      | <u>13,906</u>      |

#### **Deferred tax liabilities**

|                       |              |              |
|-----------------------|--------------|--------------|
| Temporary differences | <u>7,417</u> | <u>7,399</u> |
|-----------------------|--------------|--------------|

- (a) Investment tax allowance approved by IRB amounting to RM23,698,665, corporate tax rate is 24%. A derecognise of RM1,878,685 of deferred tax assets as at the financial year ended 31 December 2022 will remain out of the financial statement until the uncertainty in the forecast is clear, and the future taxable income is sufficient to utilise them.

### **Note 13 – Trade and other payables**

|                                      | <b>31 Dec 2022</b> | <b>31 Dec 2021</b> |
|--------------------------------------|--------------------|--------------------|
|                                      | <b>RM'000</b>      | <b>RM'000</b>      |
| <b>Current liabilities</b>           |                    |                    |
| Retention sum payable to contractors | 27                 | 266                |
| Provision for work in progress       | -                  | 47                 |
| Sundry payables and accrued expenses | a 382              | 361                |
| Total Trade and other payables       | <u>409</u>         | <u>674</u>         |

- (a) Sundry payables and accrued expenses  
 These amounts are non-interest bearing and are normally settled on an average term of three months.

### **Note 14 – Lease liabilities**

|                                | <b>31 Dec 2022</b> | <b>31 Dec 2021</b> |
|--------------------------------|--------------------|--------------------|
|                                | <b>RM'000</b>      | <b>RM'000</b>      |
| <b>Current liabilities</b>     | 12                 | 11                 |
| <b>Non-current liabilities</b> | 324                | 336                |
|                                | <u>336</u>         | <u>347</u>         |

The current amount reflects commitments due net of interest.

## *Notes to Financial Statements for the period ended 31 December 2022*

### Note 15 – Borrowings

|                                    | 31 Dec 2022<br>RM'000 | 31 Dec 2021<br>RM'000 |
|------------------------------------|-----------------------|-----------------------|
| <b>Non-current liability</b>       |                       |                       |
| Secured:                           |                       |                       |
| Loan from ultimate holding company | i 27,295              | 29,477                |
| Total Borrowings                   | <u>27,295</u>         | <u>29,477</u>         |

The remaining maturities of the loans and borrowings are as follows:

|   |               |               |
|---|---------------|---------------|
| On demand or within 1 year              | -             | -             |
| More than 1 year and less than 2 years  | -             | -             |
| More than 2 years and less than 5 years | 27,295        | 29,477        |
|   | <u>27,295</u> | <u>29,477</u> |

i) Loan from ultimate holding company

This amount carries interest at cost of fund which at 31 December 2022 equates to 4.08% (2021 :3.63%). It is unsecured and repayable on 31 December 2025.

### Note 16 – Issued Capital

Movement in share capital of TML are set out below:

|                                     | No.               | RM'000 |
|-------------------------------------|-------------------|--------|
| Opening balance at 1 January 2021   | 90,695,218        | 47,330 |
| Share buy-back                      | (999,801)         | (226)  |
| Closing balance at 31 December 2021 | <u>89,695,417</u> | 47,104 |
| Share buy-back                      | (935,656)         | (214)  |
| Closing balance at 31 December 2022 | <u>88,759,761</u> | 46,890 |

### **Ordinary shares**

Ordinary shares entitle the holder to participate in dividends and the proceeds on winding up of TML in proportion to the number of shares held.

On a show of hands every holder of ordinary shares present at a meeting in person or by proxy, is entitled to one vote, and upon a poll each share is entitled to one vote.

# *Notes to Financial Statements for the period ended 31 December 2022*

## **Note 16 – Issued Capital (continued)**

### **Share Options**

There were no share options on issue or recommended for issue during or end of the financial period.

### **Capital management**

Management controls the capital of TML's in order to maintain the capital management objectives.

TML's objectives for managing capital are to:

- Ensure their ability to operate as a going concern.
- Maximise returns to stakeholders by maintaining an optimal debt/equity structure via the issuance/redemption of debt or equity as appropriate.

There are no externally imposed capital requirements and there have been no changes in the strategy adopted by management to control the capital of the entity since the prior year.

## **Note 17 – Related party transactions**

In addition to the related party information disclosed elsewhere in the financial statements, the following significant transactions between TML and related parties took place at terms agreed between the parties during the financial period.

|  | 31 Dec 2022<br>RM'000 | 31 Dec 2021<br>RM'000 |
|--|-----------------------|-----------------------|
| <b>Transactions with ultimate holding company:</b> |                       |                       |
| Repayments during the period                       | (3,328)               | (3,751)               |
| Interest on advances obtained                      | 1,146                 | 1,107                 |
| <b>Transactions with holding company:</b>          |                       |                       |
| Management fee                                     | -                     | 95                    |
| <b>Transactions with related companies:</b>        |                       |                       |
| Prolific Yield Sdn. Bhd.                           |                       |                       |
| - Land rental                                      | 36                    | 36                    |
| Cash Horse (M) Sdn. Bhd.                           |                       |                       |
| - Sludge oil handling charges                      | 8                     | 6                     |
| - Sales of sludge oil                              | 812                   | 512                   |
| Suara Baru Sdn. Bhd.                               |                       |                       |
| - Purchase of stone                                | 2                     | -                     |

## *Notes to Financial Statements for the period ended 31 December 2022*

### **Note 18 – Key management personnel compensation**

|                              | <b>31 Dec 2022</b> | <b>31 Dec 2021</b> |
|------------------------------|--------------------|--------------------|
|                              | <b>RM'000</b>      | <b>RM'000</b>      |
| Short-term employee benefits | 195                | 199                |
|                              | <u>195</u>         | <u>199</u>         |

The company has disclosed the detailed remuneration in the directors' report. The relevant information can be found in sections A-E of the remuneration report.

### **Note 19 – Foreign Currency Translation Reserve**

The foreign currency translation reserve records exchange differences arising on translation of a foreign controlled subsidiary.

### **Note 20 – Remuneration of Auditors**

During the period the following fees were paid or payable for services provided by the auditor of the entity its related practices and non-related audit services.

|  | <b>31 Dec 2022</b> | <b>31 Dec 2021</b> |
|--|--------------------|--------------------|
|  | <b>RM'000</b>      | <b>RM'000</b>      |
| <b>Assurance services</b>  |                    |                    |
| <i>Audit services- K.S. Black &amp; Co. / Hall Chadwick</i>                                    |                    |                    |
| Audit and review of financial reports under the Corporations Act 2001                          | 43                 | 114                |
| <i>Audit services- PKF</i>   |                    |                    |
| Audit and review of financial reports and other audit work under Company Act, 1965 in Malaysia | 41                 | 15                 |
| <b>Other services</b>  |                    |                    |
| Taxation services- Hall Chadwick   | 7                  | 7                  |
| Taxation services- Ernst & Young   | -                  | 7                  |
| Taxation services- K.S. Black & Co.  | 3                  | -                  |
|  | <u>94</u>          | <u>143</u>         |

### **Note 21 – Contingencies**

There are no contingent liabilities at the end of the financial period.

### **Note 22 – Capital commitments**

There are no capital expenditure commitments at the end of the financial period.

For personal use only

## ***Notes to Financial Statements for the period ended 31 December 2022***

### **Note 23 - Events after the balance sheet date**

There have been no other subsequent events that would have a material impact on the financial report for the period ended 31 December 2022.

### **Note 24 – Earnings Per Share**

|   | <b>31 Dec 2022</b> | <b>31 Dec 2021</b> |
|---|--------------------|--------------------|
|   | <b>Cents</b>       | <b>Cents</b>       |
| <b>Basic and diluted earnings per share</b> | (2.50)             | 0.40               |

The following reflects the income and share data used in the calculation of basic and diluted earnings per share from continuing & discontinued operations:

|   | <b>RM'000</b>               | <b>RM'000</b>               |
|---|-----------------------------|-----------------------------|
| (Loss)/Profit used in calculating basic & diluted earnings per share  | <u>(2,234)</u>              | <u>358</u>                  |
| <b>Number of shares used as the denominator</b>   | <b>Number of<br/>Shares</b> | <b>Number of<br/>Shares</b> |
| Weighted average number of fully paid ordinary shares used in the calculation of basic & diluted earnings per share | <u>89,391,292</u>           | <u>90,282,387</u>           |

### **Note 25 – Company Details**

The address of the registered office is 348 Pacific Highway, Crows Nest NSW 2065, Australia.

The principal place of business is Lot 70, Block 6, Prima Square, Mile 4, North Road, 90000 Sandakan, Sabah, Malaysia.

# *Notes to Financial Statements for the period ended 31 December 2022*

## Note 26 – Parent Entity Information

|   | 31 Dec 2022<br>RM'000 | 31 Dec 2021<br>RM'000 |
|---|-----------------------|-----------------------|
| The following information has been extracted from the books and records of the parent and has been prepared in accordance with Australian Accounting Standards. |                       |                       |
| <b>Statement of Financial Position</b>  |                       |                       |
| <b>ASSETS</b>   |                       |                       |
| Current assets  | 2,583                 | 2,823                 |
| Non-current assets  | 26,161                | 26,162                |
| <b>TOTAL ASSETS</b>   | <b>28,744</b>         | <b>28,985</b>         |
| <b>LIABILITIES</b>  |                       |                       |
| Current liabilities   | 540                   | 91                    |
| <b>TOTAL LIABILITIES</b>  | <b>540</b>            | <b>91</b>             |
| <b>EQUITY</b>   |                       |                       |
| Issued capital  | 39,032                | 39,246                |
| Retained earnings   | (10,736)              | (10,282)              |
| Foreign currency translation reserve  | (92)                  | (70)                  |
| <b>TOTAL EQUITY</b>   | <b>28,204</b>         | <b>28,894</b>         |
| <b>Statement of Profit or Loss and Other Comprehensive Income</b>   |                       |                       |
| Total loss  | (454)                 | (610)                 |
| <b>Total comprehensive loss</b>   | <b>(454)</b>          | <b>(610)</b>          |


For personal use only

## **DIRECTORS' DECLARATION**

The Directors of the company declare that:

1. The Financial Statements and notes, as set out on pages 33 to 65 are in accordance with the Corporations Act 2001 and:
  - a) comply with Accounting Standards, which, as stated in accounting policy Note 1 to the financial statements, constitutes compliance with International Financial Reporting Standards (IFRS); and
  - b) give a true and fair view of the financial position as at 31 December 2022 and of the performance for the period ended on that date of the company.
2. the Directors have each declared that:
  - a) the financial records of TML for the financial period have been properly maintained in accordance with s 286 of the *Corporations Act 2001*;
  - b) the financial statements and notes for the financial period comply with the Accounting Standards; and
  - c) the financial statements and notes for the financial period give a true and fair view;
3. In the directors' opinion, there are reasonable grounds to believe that TML will be able to pay its debts as and when they become due and payable.

This declaration is made in accordance with a resolution of the Board of Directors.



---

Tan Sri Dr. Mah King Thian  
*Executive Chairman*

Dated this 30 March 2023

Level 6  
350 Kent Street  
SYDNEY NSW 2000

75 Lyons Road  
DRUMMOYNE NSW 2047

**K.S. Black & Co.**

ABN 48 117 620 556

20 Grose Street  
North Parramatta NSW 2151

PO Box 2210  
North Parramatta NSW 1750

## INDEPENDENT AUDITOR'S REPORT

To the Members of Timah Resources Limited

### Opinion

We have audited the financial report of Timah Resources (the company and its subsidiaries (the Group)), which comprises the consolidated statement of financial position as at 31 December 2022, the consolidated statement of profit and loss and other comprehensive income, consolidated statement of changes in equity and consolidated statement of cash flows for the year then ended, and notes to the financial statements, including a summary of significant accounting policies, and the directors' declaration.

In our opinion, the accompanying financial report of the Group is in accordance with the Corporations Act 2001, including:

- i) giving a true and fair view of the Group's financial position as at 31 December 2022 and of its financial performance for the year then ended; and
- ii) complying with Australian Accounting Standards and *the Corporations Regulations 2001*.

### Basis of opinion

We conducted our audit in accordance with Australian Auditing Standards. Our responsibilities under those standards are further described in the 'Auditor's responsibilities for the audit of the financial report' section of our report. We are independent of the Group in accordance with the auditor independence requirements of the *Corporations Act 2001* and the ethical requirements of the Accounting Professional and Ethical Standards Board APES 110 *Code of Ethics for Professional Accountants* (the Code) that are relevant to our audit of the financial report in Australia. We have also fulfilled our other ethical responsibilities in accordance with the Code.


We confirm that the independence declaration required by the *Corporations Act 2001*, which has been given to the directors of the Company, would be in the same terms if given to the directors as at the time of this auditor's report.

We believe that the audit evidence we have obtained is sufficient and appropriate to provide a basis for our opinion.

### Key audit matters

Key audit matters are those matters that, in our professional judgement, were of most significance in our audit of the financial report of the current period. These matters were addressed in the context of our audit of financial report as a whole, and in forming our opinion thereon, and we do not provide a separate opinion on these matters.

Phone 02 8839 3000  
Fax 02 8839 3055



Level 6  
350 Kent Street  
SYDNEY NSW 2000

75 Lyons Road  
DRUMMOYNE NSW 2047

# K.S. Black & Co.

ABN 48 117 620 556

20 Grose Street  
North Parramatta NSW 2151

PO Box 2210  
North Parramatta NSW 1750

## Key audit matter

## How our audit addressed the key audit matter

### Deferred tax assets

Refer to note 12

At 31 December 2022, the Group has recognised Deferred tax assets of RM12,013K.

The deferred tax assets relate to tax losses incurred by Mistral Engineering Sdn Bhd.

The recoverability of this deferred tax losses is dependent on the generation of sufficient future taxable profit to utilise these tax losses, is material and is a key audit matter.

### Property, plant and equipment

Refer to note 1.1

At 31 December 2022, the Group has Property, plant and equipment of RM36,305K.

The assets are in a foreign jurisdiction and significant to the statement of financial position and is a key audit matter.

### Cash and cash equivalents

Refer to note 7

At 31 December 2022, the Group has cash RM8,069K.

The assets are significant to the statement of financial position and is a key audit matter.

Our procedures included, amongst others:

- We have assessed and challenged management's judgements relating to the recoverability assumptions made in relation to the deferred tax asset.
- We have reviewed the component auditors' audit work in this area.


Our procedures included, amongst others:

- We have assessed and challenged management's judgements relating to the recoverability assumptions made in relation to the Plant, Property & Equipment.
- We have reviewed the component auditors' audit work in this area.

Our procedures included, amongst others:

- Confirmed balance with bank confirmations and copies of bank statements from the component auditor.
- We verified the exchange rate conversion from AUD to RM.

Phona 02 8839 3000  
Fax 02 8839 3055



Level 6  
350 Kent Street  
SYDNEY NSW 2000

**K.S. Black & Co.**

ABN 48 117 620 558

20 Grose Street  
North Parramatta NSW 2151

75 Lyons Road  
DRUMMOYNE NSW 2047

PO Box 2210  
North Parramatta NSW 1750

**Key audit matter**

**Borrowings**

Refer to note 15.

At 31 December 2022, the Group has borrowings of RM27,295K.

Borrowings are from the Group's ultimate holdings company, unsecured and repayable by 31 December 2025.

Borrowings which are material are classified as non-current. However, borrowings will be classified as current next financial year requiring repayment in 2025 and therefore should be discussed as a key audit matter.

**How our audit addressed the key audit matter**

Our procedures included, amongst others:

- We have reviewed the component auditors' audit work in this area.
- We confirmed related party loan balance with letter of confirmation from the ultimate foreign parent entity.

**Other information**

The directors are responsible for the other information. The other information comprises the information in the Group's annual report for the year ended 31 December 2022, but does not include the financial report and the auditor's report thereon.

Our opinion on the financial report does not cover the other information and we do not express any form of assurance conclusion thereon.

In connection with our audit of the financial report, our responsibility is to read the other information and, in doing so, consider whether the other information is materially inconsistent with the financial report or our knowledge obtained in the audit or otherwise appears to be materially misstated.

If, based on the work we have performed, we conclude that there is a material misstatement of the other information we are required to report that fact. We have nothing to report in this regard.

**Directors' responsibility for the financial report**

The directors are responsible for the preparation of the financial report that gives a true and fair view in accordance with Australian Accounting Standards and the Corporations Act 2001 and for such internal controls as the directors determine are necessary to enable the presentation of the financial report that gives a true and fair view and is free from material misstatement, whether due to fraud or error.

Phone 02 8839 3000  
Fax 02 8839 3056



Liability limited by a  
scheme approved  
under Professional  
Standards Legislation

**CHARTERED ACCOUNTANTS**  
AUSTRALIA • NEW ZEALAND

For personal use only

Level 6  
350 Kent Street  
SYDNEY NSW 2000

**K.S. Black & Co.**

ABN 48 117 620 556

20 Grose Street  
North Parramatta NSW 2151

PO Box 2210  
North Parramatta NSW 1750

75 Lyons Road  
DRUMMOYNE NSW 2047

In preparing the financial report, the directors are responsible for assessing the Group's ability to continue as a going concern, disclosing as applicable, matters related to going concern and using the going concern basis of accounting unless the directors either intend to liquidate the Group or to cease operations, or have no realistic alternative but to do so.

#### **Auditor's responsibility for the audit of the financial report**

Our objectives are to obtain reasonable assurance about whether the financial report as a whole is free from material misstatement, whether due to fraud or error, and to issue an auditor's report that includes our opinion. Reasonable assurance is a high level of assurance, but is not a guarantee that an audit conducted in accordance with the Australian Auditing Standards will always detect a material misstatement individually or in the aggregate, they could reasonably be expected to influence the economic decisions of users taken on the basis of this financial report.

A further description of our representation of our responsibilities for the audit of the financial report is located at The Australian Auditing and Assurance Standards Board website at: <http://www.auasb.gov.au/Home.aspx>. This description forms part of our auditor's report.

#### **Report on the Remuneration Report**

##### **Opinion on the Remuneration Report**


We have audited the Remuneration Report include in pages 15 to 18 of the directors' report for the year ended 31 December 2022.

In our opinion, the Remuneration Report for the year ended 31 December 2022 complies with section 300A of the Corporation Act 2001.

##### **Responsibilities**

The directors of the Company are responsible for the preparation and presentation of the Remuneration Report in accordance with section 300A of the Corporations Act 2001. Our responsibility is to express an opinion on the Remuneration Report, based on our audit conducted in accordance with Australian Auditing Standards.

KS Black & Co  
Chartered Accountants



Scott Bennison

Partner

Dated: 30 March 2023

Sydney

Phone 02 8839 3000  
Fax 02 8839 3055

Liability limited by a  
scheme approved  
under Professional  
Standards Legislation

  
CHARTERED ACCOUNTANTS  
AUSTRALIA & NEW ZEALAND

For personal use only

## Shareholder Information

Timah Resources Limited shares are listed on Australian Securities Exchange (ASX) under ASX Code: TML.

The following information is provided regarding the Issued Capital of TML as at 31 December 2022.

### 1. (a) Distribution of Ordinary Fully Paid Shareholder

The distribution of ordinary fully paid shareholders and their shareholdings at 31 December 2022 was as follows:

| Range             | Shareholders | Fully Paid Shares | %              |
|-------------------|--------------|-------------------|----------------|
| 1 - 1,000         | 4            | 1,669             | 0.00%          |
| 1,001 - 5,000     | 47           | 193,434           | 0.22%          |
| 5,001 - 10,000    | 319          | 3,123,557         | 3.52%          |
| 10,001 - 100,000  | 78           | 2,802,944         | 3.16%          |
| 100,001 - upwards | 28           | 82,638,157        | 93.10%         |
| <b>Total</b>      | <b>476</b>   | <b>88,759,761</b> | <b>100.00%</b> |

(b) The names of substantial ordinary fully paid shareholders listed in the holding company's register as at 31 December 2022 are:

| Shareholders Name        | Number of Shares | %      |
|--------------------------|------------------|--------|
| Cash Nexus (M) Sdn. Bhd. | 61,952,811       | 69.80% |

### (c) Voting Rights

Issued shares are either ordinary fully paid shares or partly paid shares. Each shareholder is entitled to one vote on any matter put to a vote by show of hands at a meeting of shareholders. Each fully paid shareholder is entitled to one vote per share on any matter put to a poll at a meeting of shareholders. Partly Paid Shareholders are entitled to vote to the extent to which the Partly Paid Shares are paid up.

## Shareholder Information

### 2. Substantial Ordinary Fully Paid Shareholders

The top 20 ordinary fully paid shareholders and their shareholding at 31 December 2022 were as follows:

|    | Name of Shareholder                                       | Number of Shares  | % of Issued Capital |
|----|---|-------------------|---------------------|
| 1  | Cash Nexus M Sdn Bhd                                      | 61,952,811        | 69.80%              |
| 2  | Timah Pasir Sdn Bhd                                       | 3,000,000         | 3.38%               |
| 3  | Mrs Phaik Suan Kang                                       | 2,000,000         | 2.25%               |
| 4  | Cheng Lye Khoo  | 1,849,979         | 2.08%               |
| 5  | Mrs Kim Sim Ong   | 1,800,000         | 2.03%               |
| 6  | Mr Albert Khoo  | 1,630,250         | 1.84%               |
| 7  | Ms Soon Gaik Khoo   | 1,450,000         | 1.63%               |
| 8  | Double M Trading Pty Ltd                                  | 1,140,000         | 1.28%               |
| 9  | Bnp Paribas Nominees Pty Ltd                              | 1,000,332         | 1.13%               |
| 10 | Mr Teo Tiew   | 1,000,000         | 1.13%               |
| 11 | Lawrence Nguyen Nominees                                  | 873,371           | 0.98%               |
| 12 | Unilease Capital Sdn Bhd                                  | 650,000           | 0.73%               |
| 13 | Hai Minh Nguyen   | 648,372           | 0.73%               |
| 14 | Binh Thanh Hai Nguyen                                     | 475,001           | 0.54%               |
| 15 | Mr Jack Tian Hock Tan                                     | 473,372           | 0.53%               |
| 16 | Investra Pty Ltd  | 400,000           | 0.45%               |
| 17 | Mutual Trust Pty Ltd                                      | 325,000           | 0.37%               |
| 18 | Ms Heather Margaret Mansfield                             | 305,500           | 0.34%               |
| 19 | Mr Lawrence Nguyen  | 250,001           | 0.28%               |
| 20 | Mr Somchai Tongsumrith &                                  | 233,333           | 0.26%               |
|    |   | <b>81,457,322</b> | <b>91.773%</b>      |
|    | <b>Total Ordinary Shares on Issue at 31 December 2022</b> | <b>88,759,761</b> |                     |

### 3. Option Holders

There were no Options issued or recommended for issue during or since the end of the financial period.