

For personal use only



**ANNUAL REPORT**

**FOR THE YEAR ENDED 31 DECEMBER 2022**

**ABN 94 099 116 275**

## Contents

CORPORATE DIRECTORY .....	2
MANAGING DIRECTOR'S LETTER.....	3
DIRECTORS' REPORT .....	4
AUDITOR'S INDEPENDENCE DECLARATION.....	19
CONSOLIDATED STATEMENT OF PROFIT OR LOSS AND OTHER COMPREHENSIVE INCOME ..	20
CONSOLIDATED STATEMENT OF FINANCIAL POSITION .....	21
CONSOLIDATED STATEMENT OF CASHFLOWS .....	22
CONSOLIDATED STATEMENT OF CHANGES IN EQUITY .....	23
NOTES TO THE FINANCIAL STATEMENTS.....	24
DIRECTORS' DECLARATION .....	43
INDEPENDENT AUDITOR'S REPORT TO THE MEMBERS.....	44
SHAREHOLDER INFORMATION .....	47

For personal use only

## CORPORATE DIRECTORY

Non-Executive Chairman	Mr Robert Annells
Managing Director	Mr Andrew Knox
Non-Executive Director	Mr Adrien Wing
Company Secretaries	Mr Adrien Wing Ms Pauline Moffatt
Registered & Principal Office	Level 2, 480 Collins Street Melbourne VIC 3000
Auditor	RSM Australia Partners Level 21 55 Collins Street Melbourne VIC 3000
Solicitors	Quinert Rodda & Associates Level 6 400 Queen Street Melbourne VIC 3000
Website Address	<a href="http://www.redskyenergy.com.au">www.redskyenergy.com.au</a>
Stock Exchange Listings	Red Sky Energy Ltd shares are listed on the Australian Securities Exchange under the code ROG
Share Registry	Advanced Share Registry 110 Stirling Highway Nedlands WA 6009  Telephone: + 61 8 9389 8033

For personal use only

## MANAGING DIRECTOR'S LETTER

Dear Shareholders,

Your Company emerged out of the global pandemic at the beginning of 2022 on a much stronger footing to work on its expanded asset portfolio.

Freedom of movement was much improved resulting in better access to goods and services and prices were robust. Unfortunately, the commencement of and ongoing war in Ukraine, pandemic lockdowns elsewhere in the world and exacerbated supply chain issues placed significant upward pressure on costs.

Despite this, we were able to execute a 3D seismic acquisition program over the entirety of the licence at the Killanoola project in the Penola trough in the southeast of South Australia. The seismic was subsequently processed and the results are being interpreted. Our understanding of the field will significantly improve once we complete this seismic work.

We intend to commence production from the existing 5m of pay at the DW1 well to establish a cashflow and then return to perforate other identified pay zones. To that end, we have purchased equipment, engaged contractors, and prepared the site to commence operations. Commencement has been hampered, however, by the continuous difficulties encountered in establishing a market due to the viscous nature of the crude and the lack of buyers in the market.

At our Innamincka licences in the Cooper basin in South Australia, operations were curtailed initially due to flooding conditions and then rig availability. However, Santos, the operator were able to drill the Yarrow 3 well late in the year, the completion of which was a resounding success with a flow rate of 5000MCFPD.

Based solely on this well, the economic decision was taken by the joint venture to complete the well and build an approximate 18km pipeline to tie the well into the pipeline grid. Furthermore, Red Sky was able to swap the farm in commitment by the operator of a horizontal well in the Flax field to be applied to the costs of the Yarrow pipeline. First production is expected in the third quarter of 2023 and following this the re-entry of Yarrow 1 is expected to take place later in the year.

Whilst your Company continues to progress its monetisation strategy of our assets at both Killanoola and Innamincka and thereby grow organically, we continue to seek to acquire value add assets. To this end we have identified a number of value accretive M&A opportunities, some of which we are actively pursuing. This will enhance the Company's profile with all stakeholders which is fundamental for the Company's growth and value creation.

This year, we were undoubtedly challenged and frustrated by the pace that activities were advancing, disappointing government price interventions and continuous cost pressures. However, the metrics remain compelling and progress has been made with a maiden cashflow from the Yarrow gas field expected within six months and resolution of a market for Killanoola crude expected soon. I would like to thank the Board, management and all our shareholders for their continued support.

Andrew Knox  
Managing Director

## DIRECTORS' REPORT

Your directors present their report consisting of Red Sky Energy Ltd (the Company) and controlled entities (the Group) as at the end of, or during, the year ended 31 December 2022.

### Directors

The following persons were directors of Red Sky Energy Ltd during the whole year and up to the date of this report, unless otherwise stated:

Mr Robert Annells - Non-Executive Chairman  
Mr Andrew Knox – Managing Director  
Mr Adrien Wing – Non-Executive Director

### Company Secretaries

Mr Adrien Wing  
Ms Pauline Moffatt

### Principal Activities

The principal activities of the Group during the year were exploration for economic deposits of oil and gas.

### Operating Results

The net operating loss of the Group for the year ended 31 December 2022 after tax was \$1,675,163 (31 December 2021: \$1,512,352).

### Review of Operations

#### HIGHLIGHTS

Highlights during the year were as follows:

##### Innamincka

- Yarrow 3 Gas Well drilling commenced and completed, reaching a total depth of 2748m
- Preliminary wireline evaluation of the Tirrawarra Sandstone and Patchawarra Formation conducted and gas encountered in both horizons
- Yarrow estimated to have a 2C contingent resource of 18BCF
- Well has been cased and suspended as a potential future producer
- Pipeline route approved
- Yarrow 3 well successfully fraced by Santos, after a delay due to inclement weather impacting site access
- Fracing implemented to improve gas flow and assess well as a future producer
- Post-frac flowback indicated a stable rate of approximately 5.0 MMscf/d at WHP of 790psi on 36/64" choke
- Memory Production Logging Tool (MPLT) was completed and confirmed relative contribution from the two zones (Tirrawarra sandstone and the Patchawarra formation)
- Forward plan post year end and the analysis of pressure data to inform assessment of volumes was a development decision

##### Killanoola

- Seismic survey acquisition commenced and completed at Killanoola
- Renewal of Killanoola license granted
- New Independent Report at Killanoola calculated Best Estimate petroleum initially in place (PIIP) at 93 mmbbls
- 1228% increase in Best Estimate PIIP
- Planning underway for DW-1 production from existing pay zones
- Planning commenced for the perforation of new zones and testing of both DW1 and SE1, including mobilising a rig
- Topside equipment purchased
- The Company continues to work towards finalisation of a sales and purchase agreement for Killanoola crude production
- Once finalised and governmental approvals received, the Company intends to commence extended production testing at DW1
- Site works are currently being undertaken to prepare the DW1 well site for production activities
- Long term production to potentially follow
- Interpretation of the processed 3D seismic acquisition nearing completion

## Corporate

- The Company continues to actively pursue acquisition opportunities
- The Company had cash reserves as at 31 December 2022 of \$4.17m

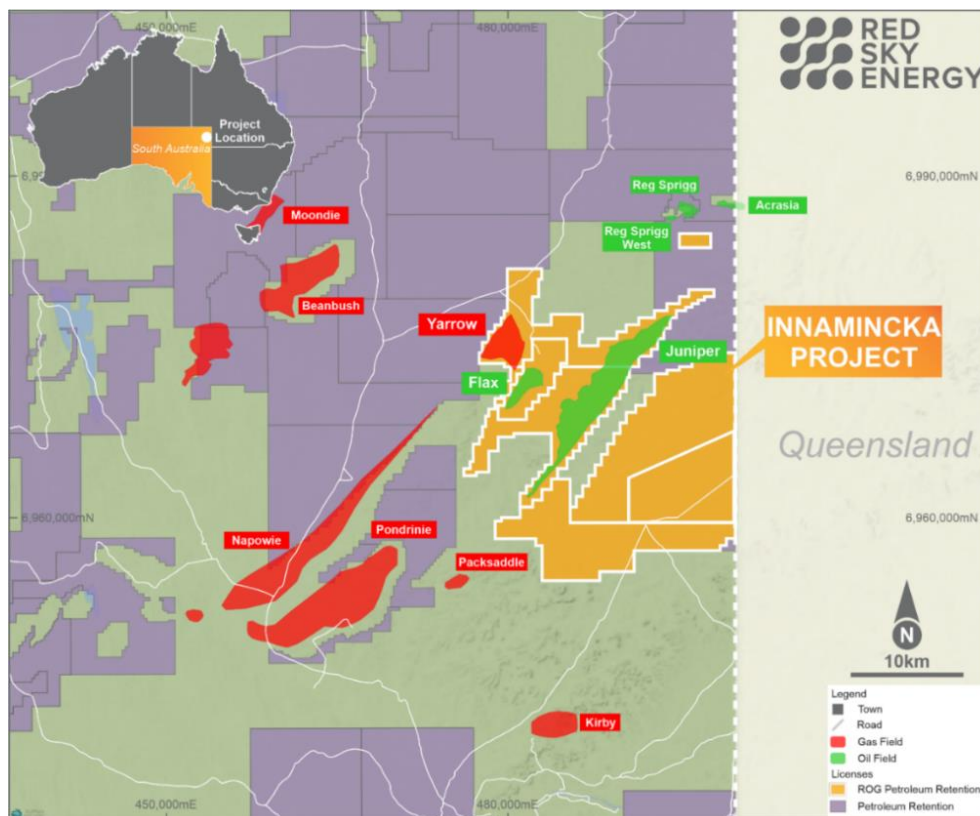
## Innamincka Dome Projects

Red Sky holds 20% working interest in six PRLs (14, 17, 18, 180, 181, 182) at the Innamincka Dome in the Cooper Basin. Santos Limited (ASX:STO), the operator farmed in, holds the other 80%.

The Company announced that Santos Limited (ASX:STO) mobilised a rig and commenced drilling at Yarrow 3 on Thursday 15 September 2022, drilling was ahead of schedule and a total depth of 2748m was reached on Thursday 22 September 2022. Red Sky was free carried through the drilling of this well up to a cap of \$3 million.

Yarrow 3 was an appraisal gas well targeting the Tirrawarra sandstone as the primary objective and the Patchawarra formation as the secondary objective. Tested at Yarrow 1, the Tirrawarra sandstone was shown to flow gas to surface. Preliminary wireline evaluation of the Tirrawarra Sandstone and Patchawarra Formation was conducted and gas was encountered at both horizons.

Yarrow was estimated to have a 2C contingent resource of 18BCF. A further 20BCF 2C of associated gas was estimated at the Flax oil field 8km to the south east of Yarrow (Flax is a shut in oil field with associated gas that has not yet been produced)



Two weeks after drilling commenced, Santos Limited (ASX:STO) advised that the drilling operations at Yarrow 3 vertical well had been completed. The 4-1/2 inches production casing was set at a depth of 2744.5 metres and cemented as per the program. The well was suspended, and the rig was released. The wireline data collected at Yarrow 3 was evaluated to set the forward plan.

In late September, post the completion of the drilling and receipt of results for the Yarrow 3 well at the Innamincka Dome licenses (Innamincka), Santos advised that drilling operations at Yarrow 3 well were an operational success, with no incidents. Preliminary wireline log evaluation indicated gas was encountered in the Tirrawarra sandstone and the Patchawarra formation.



Figure 2: Yarrow 3 Well activity site (Credit:Santos)

Red Sky announced in October that Santos intended to expedite operations at Yarrow 3 and that the well was to undergo a two stage fracking operation, followed by a flowback. Fracking aims to improve gas flow and assess the well as a future producer.

Operations to frac and flowback Yarrow 3 were scheduled to commence in late October but were delayed due to inclement weather impacting access. Santos informed Red Sky that fracking activity was postponed as a result of severe weather conditions hampering the ability to get rigs to the site.



Figure 3: Road to Innamincka Yarrow 3 Well 27 October 2022

Approximately three weeks later, Red Sky advised that the planned fracking had commenced. Fracking activities were executed as per plan and completed several days later. Post-frac flowback indicated a stable rate of approximately 5.0 MMscf/d at WHP of 790psi on 36/64" choke.

For personal use only

Santos further informed Red Sky that post-fracking, the forward plan included running a Memory Production Logging Tool (MPLT) to assess relative contribution from the two zones, followed by analysis of pressure data to better assess volumes. Red Sky advised that the MPLT had been completed in early December and this confirmed the flow is in line with initial data from the frac with 85% from the Patchawarra formation and 15% from the Tirrawarra sandstone.

Santos has received approval for the construction of a pipeline to deliver the gas to market. A pipeline of approximately 17km has been approved by the joint venture to be built to tie into the grid at Napowie to the south of the Yarrow gas field. Post commencement of production it is expected to re-enter the Yarrow 1 well.

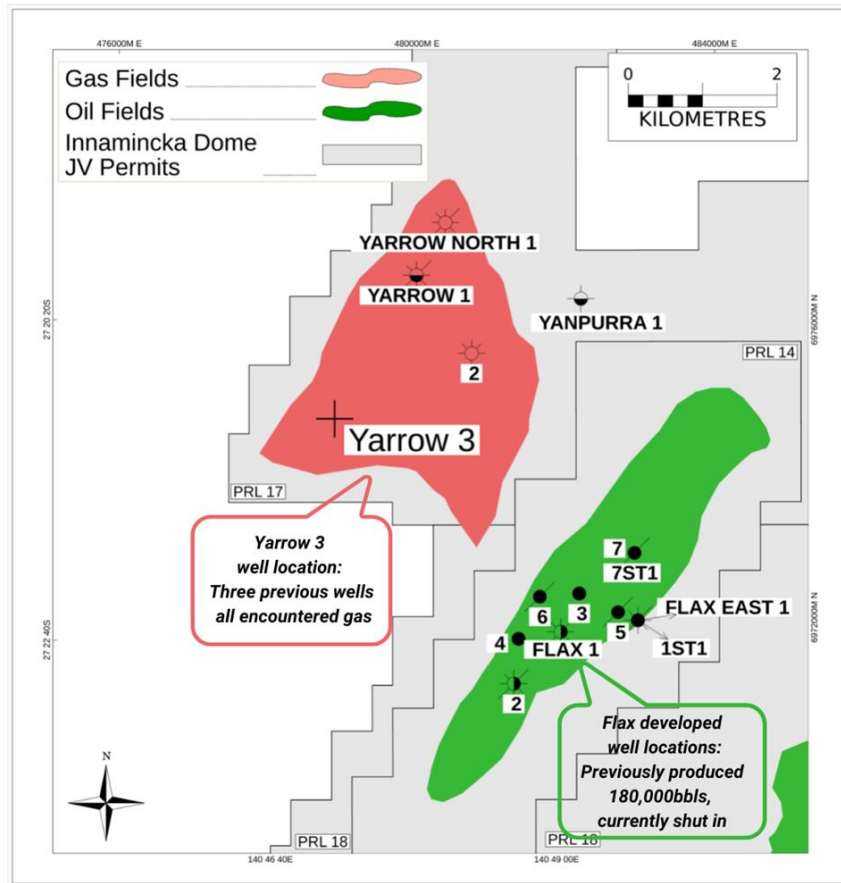


Figure 4: Yarrow and Flax Project Map

For personal use only

## Killanoola Project

Red Sky's acquisition of the 3D seismic survey over the entire PRL13 licence at Killanoola commenced in February and was completed in early March, on schedule and with minimal down time. The seismic acquisition has been processed and interpretation is nearing completion. The seismic survey will greatly assist in unlocking additional resources and the planning for the comprehensive Killanoola full field development.

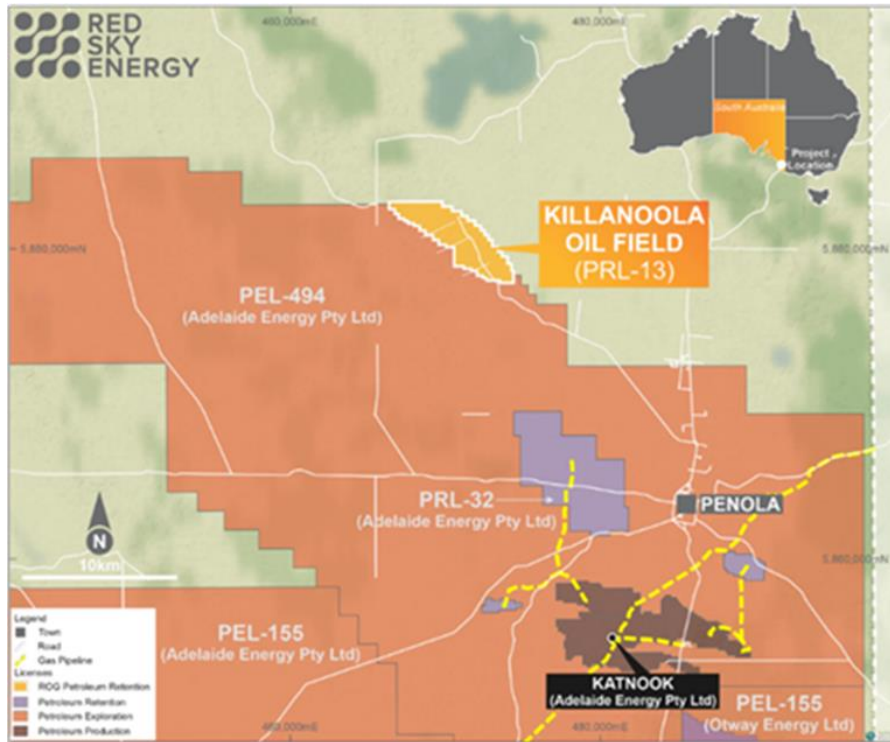


Figure 5: Killanoola Oil Field (PRL-13) location map  
(Adelaide Energy Pty Ltd is a subsidiary of Beach Energy Ltd (ASX:BPT))

The Company is in discussions with several parties for the offtake of potential production from Killanoola. Equipment has been purchased and site preparation works are being conducted. This is to be followed by production testing and potentially long-term production.

In May, the Company announced that the Killanoola Project discovered potential PIIP had been revised upward from 7 mmbbls to 93 mmbbls Best Estimate, representing a 1228% increase. The report by Global Resources & Infrastructure Pty Ltd (**GRI**) provided an updated Independent Competent Person's Report (**CPR**) on the discovered potential Petroleum Initially In Place (**PIIP**) in the Killanoola Oil Project, PRL-13, Penola Trough, South Australia (the **Petroleum Asset**), held by Red Sky.

As previously reported in March 2021, petrophysical analysis had identified sixteen (16) metres of potential Net Pay in the Killanoola SE-1 well. The Company advised in May 2021 that a new petrophysical analysis had identified an additional thirty seven (37) metres of potential Net Pay in the Killanoola-1 DW-1 well. This was in addition to the existing 5 metres of proven pay. The newly estimated Discovered PIIP values below take into account the additional net pay identified in the wells Killanoola SE-1 and Killanoola-1 DW-1 extended over the entire Killanoola field.

Table 1: Summary of potential discovered Petroleum Initially In Place (PIIP) of the PRL-13 Killanoola Oil Field

Killanoola Oil Field	Discovered Petroleum Initially In Place (mmbbls)		
	Low	Best	High
9 April 2021	2.0	7.0	13.8
31 March 2022 (Revised potential estimate)	57.2	93.0	98.6
% Increase	2760%	1228%	614%

Table 1 summarises the discovered petroleum potentially initially in place of the Killanoola Oil Field as announced on 9 April 2021 and updated by GRI as at 31 March 2022. This evaluation was carried out in accordance with the Petroleum Resources Management System (PRMS) approved in 2018 by the Society of Petroleum Engineers, the World Petroleum Council, the American Association of Petroleum Geologists, and the Society of Petroleum Evaluation Engineers. The report was prepared and supervised by the Competent Person.

As required, to remain compliant with PRMS (2018) when using the deterministic method, GRI has determined Low/Best/High volumes to determine estimates of the PIIP. These estimates do not represent how much oil may ultimately be recovered from the Killanoola Oil Field. The ultimate recovery depends on many other factors including the number of wells drilled, porosity and permeability of the reservoir and reservoir pressures.

GRI calculated a **Low estimate of 57.2 mmbbls which comprises volumes at the Killanoola-1, Killanoola-1DW-1, Killanoola S-1 and Killanoola SE-1.** areas as shown in the maps shown in Figure 1 below. Note that Killanoola South-1 is a proposed location and has not been drilled.

The **Best estimate of 93.0 mmbbls** and the **High volumes of 98.6 mmbbls** were calculated by extending the areas, and therefore the volumes, which could contain oil based on the map.

#### About PRL-13

PRL-13 covers an area of 17.5 km<sup>2</sup> and is located near the Haselgrove and Jacaranda Ridge gas fields and approximately 25 km NW of the Katnook gas fields and processing facility. In 1998, the Killanoola oil field was discovered by the Killanoola-1 well at a depth of 850 metres. The side-track, Killanoola-1 DW-1, also encountered oil and is the well with the pump which was tested in December 2021. In 2011 Killanoola Southeast-1 was drilled and discovered oil.

For personal use only

For personal use only

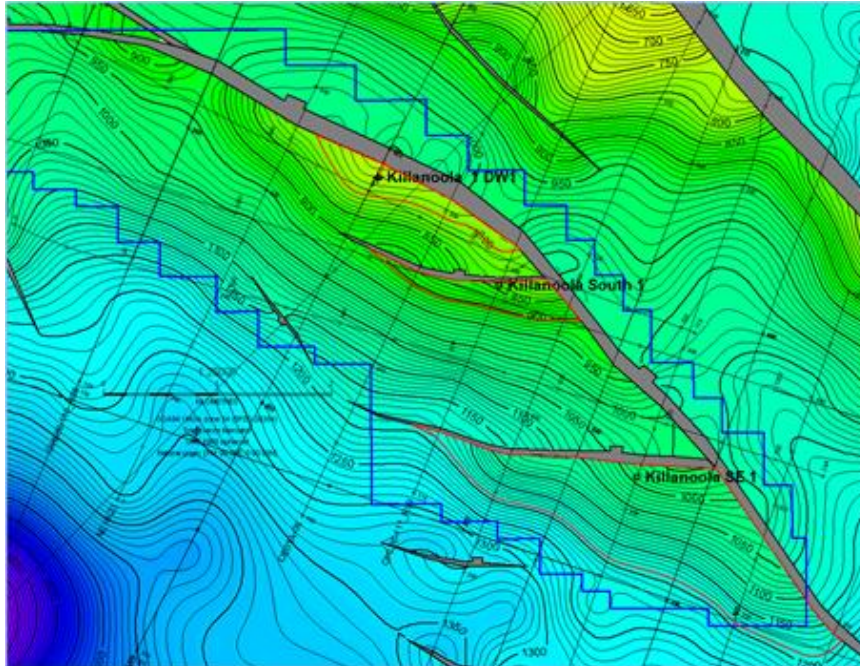


Figure 6: Rotated fault blocks with 2-way anticlinal closure

In December 2021, a successful oil sampling operation was carried out at Killanoola-1 DW-1. The collected samples were sent to the Intertek laboratory for assay studies. Results indicated that the Killanoola crude is ideal for producing gasoil, which commands a premium price. The maximum pour point is 36 degrees Celsius, and the API density is 36.7.

This waxy crude requires heating up throughout the production process: flowlines, separator, storage tank and trucking. Insulated ISO tanks have been completed to deliver crude.



Figure 7: Heated tank painted in Red Sky orange



Figure 8: Killanoola site works, January 2023

In the future, Red Sky is targeting up to 27.9 mmbbls oil recoverable. Killanoola can potentially become a material oil project for the Company's future cashflow.

In addition to its current projects, the Company continues to assess opportunities as part of its strategy of acquiring producing or near production assets.

#### **Cash**

The company had cash reserves as at 31 December 2022 of \$4.17m.

#### **Significant Changes in the State of Affairs**

No matters or circumstances have arisen during the year that have significantly affected the group's state of affairs.

#### **Events Subsequent to Balance Date**

On 6 February 2023, the Company announced on the ASX the potential to receive future production revenue from the third quarter of 2023 following an agreement reached to proceed with the construction of a pipeline at the Innamincka project to connect into the Santos (ASX:STO) grid to the south of the Yarrow gas field.

No other matters or circumstances have arisen since 31 December 2022 that have significantly affected, or may significantly affect the group's operations, the results of those operations, or the group's state of affairs in future years.

#### **Likely developments**

The group will focus on the exploration for economic deposits of oil and gas. It is the intention of the Board to continue the strategy of acquiring an oil and gas portfolio.

#### **Dividends Paid or Recommended**

No dividend was paid or declared during the period and the Directors do not recommend the payment of a dividend.

#### **Environmental Issues**

The Group's operations are subject to various environmental regulations. The majority of the Company's activities involve low level disturbance associated with its exploration drilling programs. As at the date of this report the group complies fully with all such regulations.

#### Health

The Company continued to monitor and comply with the COVID-19 preventive measures and controls authorities require business to apply when undertaking office or field activities.

#### Safety

There were no significant incidents or injuries during the year and at 31 December 2022, the year to date performance for Minor Injuries, Medical Treatment Injuries and Lost Time Injuries was zero.

#### Environment

During the period ongoing flooding in South Australia and fully saturated surface soils, lead to planned field programs being stood down. Access to sites, including drilling locations, were too wet to support vehicle movements, with work programs scheduled to recommence later in the year. There were no significant incidents or environmental events during the period and the Company continues to collaborate with local landholders to ensure the Company's exploration work programs have minimal impact on agri-business activities and rehabilitation is completed to a high standard.

#### Community

In preparation for undertaking work activities there has been extensive landholder or landowner consultation and coordination meetings. During work programs there is regular communication with landholders to ensure company activities have minimal impact on agri-business activities.

### Information on Directors and Secretaries

#### Robert Annells – Non Executive Chairman

Mr Annells has over 30 years experience with public upstream oil and gas companies. He is a former member of the Australian Stock Exchange with over 40 years of experience in the Securities Industry, and is also a qualified accountant. His experience includes Managing Director of Securities firms Credit Lyonnais and subsequent directorship of Daiwa Securities Ltd. He was Chairman of Lakes Oil Ltd for in excess of 30 years, founding Director of Gippsland Offshore Petroleum and founding Chairman of Greenerth Energy Ltd. Mr Annells was appointed Chairman on 8 February 2021.

##### Current Directorships:

Nil

##### Other Directorships within the last three years:

Nil

#### Andrew Knox – Managing Director – B.Comm, CA, CPA, FAICD

Mr Knox has over 35 years of experience in the upstream oil and gas sector. He has worked extensively throughout Australasia, South East Asia and North America with several entities predominantly in oil and gas and has been a director of several public resource companies. Mr Knox was appointed Director on 6 July 2018.

##### Current Directorships:

Rimfire Pacific Mining NL (since 18 March 2020)

##### Other Directorships within the last three years:

Nil

#### Adrien Wing – Non Executive Director and Joint Company Secretary, B.Acc, CPA

Mr Wing is a Certified Practising Accountant. He practised in the audit and corporate advisory divisions of a chartered accounting firm before working with a number of public companies listed on the Australian Securities Exchange as a corporate/accounting consultant and company secretary. Mr Wing was appointed Company Secretary on 3 February 2011 and Non-Executive Director on 7 March 2014. Mr Wing resigned as a Director on 22 March 2016 and was re-appointed on 15 December 2016.

##### Current Directorships:

New Age Exploration Limited (since 3 July 2020)

##### Other Directorships within the last three years:

Mithril Resources Limited (from 15 May 2019 to 15 February 2021)

Jade Gas Holdings Limited (formerly High Grade Metals Limited) (from 8 October 2018 to 23 September 2021)

Mitre Mining Corporation Limited (from 21 May 2021 to 9 March 2023)

## Pauline Moffatt – Joint Company Secretary, B.Comm, GAICD, FGIA ICSA

Ms Moffatt is a graduate of the Australian Institute of Company Directors (GAICD) and a fellow GIA ICSA of the Governance Institute of Australia. Ms Moffatt has a wealth of experience, providing specialised accounting and company secretary services to public companies for over 20 years. Ms Moffatt was appointed Joint Company Secretary on 15 January 2019.

## Meetings of Directors

The number of meetings held by the Company's directors during the year and the number of meetings attended by each director were:

Director	Board meetings held	Board meetings attended
Robert Annells	9	9
Adrien Wing	9	9
Andrew Knox	9	8

## Securities held and controlled by Directors

As at the date of this report, the interests of Directors in securities of the Company were as follows:

Holder	Ordinary Shares	Performance Rights
Robert Annells	20,625,000	100,000,000
Andrew Knox	135,067,222	295,000,000
Adrien Wing	78,240,111	100,000,000
<b>Total</b>	<b>233,932,333</b>	<b>495,000,000</b>

## Performance Rights and incentives granted to directors

During the 2019 financial year, 120,000,000 Performance Rights were issued to Mr Knox following shareholder approval on 15 May 2019 subject to the following vesting condition:

- The achievement of production (being production of a saleable quantity) at the Innamincka Dome Project.

Performance Rights were issued to directors following shareholder approval and others on 10 June 2021 (Mr Andrew Knox 175,000,000, Mr Robert Annells 100,000,000 and Mr Adrien Wing 100,000,000). The Performance Rights issued were subject to the following vesting conditions:

- The Company achieving a market capitalisation of equal to or greater than \$100 million for 5 consecutive trading days within 5 years; and
- The recipient remaining continuously employed or engaged up to the date of satisfaction of the market capitalisation vesting condition.

These Performance Rights are being expensed over the 5 year term up to the expiry date.

## Shares under option

The following unlisted Options expired unexercised on 31 January 2023.

Expiry Date	Exercise price (cents)	Number expired
31/1/2023	0.5	40,000,000

## Remuneration Report (audited)

The information provided in this remuneration report has been audited as required by section 308(3C) of the Corporation Act 2001.

This report outlines the remuneration arrangements in place for Directors and executives of Red Sky Energy Limited. This report has been set out under the following main headings:

- A. Principles Used to Determine the Nature and Amount of Remuneration
- B. Service Agreements
- C. Details of Remuneration
- D. Key Management Personnel Equity Holdings
- E. Share-based Compensation
- F. Other Transactions with Key Management Personnel
- G. Additional Information

### A. Principles Used to Determine the Nature and Amount of Remuneration

The Board of Directors is responsible for determining and reviewing compensation arrangements for the Directors and Executive Officers. The Board will assess the appropriateness of the nature and amount of emoluments of such officers on a periodic basis by reference to relevant employment market conditions with the overall objective of ensuring maximum stakeholder benefit from the retention of a high quality Board and executive team.

The objective of the Group's executive reward framework is to ensure reward for performance is competitive and appropriate for the results delivered. The framework aligns executive reward with achievement of strategic objectives, and the creation of value for shareholders, and conforms to market best practice for delivery of reward. The Board ensures that executive reward satisfies the following key criteria for good reward governance practices:

- Competitiveness and reasonableness
- Acceptability to shareholders
- Performance linkage/alignment of executive compensation
- Transparency
- Capital management

The board policy is to remunerate Non-executive Directors at fair market rates for comparable companies for the relevant time, commitment and responsibilities. The board determines payments to the non-executive Directors and reviews their remuneration annually based on market practice, duties and accountability. The maximum amount of fees that can be paid to Non-executive Directors is subject to approval by shareholders at the Annual General Meeting. The maximum amount approved is \$250,000. Fees for non-executive Directors are not linked to the performance of the Group. However, to align Director's interests with shareholder interests the Directors are encouraged to hold shares in the Company and may be issued with additional securities as deemed appropriate.

The Board believes that the remuneration policy is appropriate given the stage of development of the Company and the activities which it undertakes and is appropriate for aligning Director and executive objectives with shareholder and business objectives. The board will continually develop new practices which are appropriate to the Company's size and stage of development.

Executive Officers are those directly accountable for the operational management and strategic direction of the Company and the Group. All contracts with Directors and executives may be terminated by either party with three months notice.

### Fixed remuneration

Fixed remuneration consists of a base remuneration package, which includes Directors' fees (in the case of Directors), salaries, consulting fees and employer contributions to superannuation funds.

## B. Service Agreements

The directors and key management personnel during the current year included:

### Directors

Mr Robert Annells – Non-Executive Chairman (appointed 8 February 2021)

- Director fees set at \$48,000 per annum inclusive of superannuation.

Mr Andrew Knox – Managing Director

- Director salary set at \$260,000 (increased from \$156,000 on 29 April 2021) per annum plus superannuation.
- Long term incentives to receive 30,000,000 Shares were issued following shareholder approval on 10 September 2018. The 30,000,000 incentives issued in 3 tranches of 10,000,000 each subject to the following vesting conditions:
  - Tranche 1: The volume weighted average price (VWAP) of the Company's shares over 14 consecutive days on which trades in the Company's shares are recorded meets or exceeds 0.6 cents. Tranche 1 was achieved during 2021.
  - Tranche 2: The VWAP of the Company's shares over 14 consecutive days on which trades in the Company's shares are recorded meets or exceeds 1.2 cents. Tranche 2 was agreed to be cancelled during 2021.
  - Tranche 3: The VWAP of the Company's shares over 14 consecutive days on which trades in the Company's shares are recorded meets or exceeds 2.4 cents. Tranche 3 was agreed to be cancelled during 2021.
- 120,000,000 Performance Rights were issued following shareholder approval on 15 May 2019 subject to the following vesting condition:
  - The achievement of production (being production of a saleable quantity) at the Innamincka Dome Project.
- In addition to annual reviews, Mr Knox's base salary may:
  - increase to \$312,000 per annum plus superannuation upon the Company's EBITDA exceeding \$2,000 per day for 90 consecutive days (average); and
  - increase to \$468,000 per annum plus superannuation upon the Company's EBITDA exceeding \$4,000 per day for 90 consecutive days (average); and
  - increase to \$624,000 per annum plus superannuation upon the Company's EBITDA exceeding \$6,000 per day for 90 consecutive days (average).
- The Company may terminate Mr Knox's salary by giving not less than 6 months written notice, or upon payment of 6 months' base salary in lieu of notice.

Mr Adrien Wing – Non-Executive Director and Company Secretary

- Director fees set at \$48,000 per annum (increased from \$36,000 on 1 June 2022).
- The company has an agreement with Northern Star Nominees Pty Ltd (a related party of Mr Wing) for company secretarial services at a rate of \$5,500 per month.

Performance Rights were issued to directors following shareholder approval and others on 10 June 2021 (Mr Andrew Knox 175,000,000, Mr Robert Annells 100,000,000 and Mr Adrien Wing 100,000,000, Employees 50,000,000 and Consultants 50,000,000). The Performance Rights issued were subject to the following vesting conditions:

- The Company achieving a market capitalisation of equal to or greater than \$100 million for 5 consecutive trading days within 5 years; and
- The recipient remaining continuously employed or engaged up to the date of satisfaction of the market capitalisation vesting condition.

These Performance Rights are being expensed over the 5 year term up to the expiry date.

### C. Details of Remuneration

The key management personnel of Red Sky Energy Limited during the years ended 31 December 2022 and 2021 included all directors mentioned above. There are no other executives of the Company which are required to be disclosed.

Remuneration packages contain the following key elements:

- Primary benefits – salary and consulting fees;
- Equity – share options, performance rights and other equity securities; and
- Other benefits.

#### Nature and amount of remuneration:

2022	Short-term employee benefits			Post - employment benefits	Equity Performance related		Total \$
	Director Fees/Salary \$	Company secretarial, or consulting fees \$	Annual Leave Accrual \$	Superannuation \$	Performance Rights \$	Performance Based %	
<b>Directors</b>							
<b>R Annells</b>	43,538	-	-	4,462	130,452	73.1%	178,452
<b>A Knox</b>	260,558	-	9,962	26,092	228,290	43.5%	524,902
<b>A Wing <sup>(3)</sup></b>	43,000	66,000	-	-	130,452	54.5%	239,452
<b>TOTAL</b>	<b>347,096</b>	<b>66,000</b>	<b>9,962</b>	<b>30,554</b>	<b>489,194</b>		<b>942,806</b>

2021	Short-term employee benefits			Post - employment benefits	Equity Performance related		Total \$
	Director Fees/Salary \$	Company secretarial, or consulting fees \$	Annual Leave Accrual \$	Superannuation \$	Performance Rights \$	Performance Based %	
<b>Directors</b>							
<b>R Annells <sup>(2)</sup></b>	39,186	-	-	3,814	72,910	62.9%	115,910
<b>A Knox</b>	223,014	-	34,285	25,238	127,592	31.1%	410,129
<b>C Carey <sup>(1)</sup></b>	9,000	-	-	-	-	-	9,000
<b>A Wing <sup>(3)</sup></b>	36,000	66,000	-	-	72,910	41.7%	174,910
<b>TOTAL</b>	<b>307,200</b>	<b>66,000</b>	<b>34,285</b>	<b>29,052</b>	<b>273,412</b>		<b>709,949</b>

(1) C Carey resigned on 16 April 2021.

(2) R Annells was appointed on 8 February 2021.

(3) The fees for A Wing include \$66,000 per annum for company secretarial services.

## D. Key Management Personnel Equity Holdings

As at 31 December 2022, the interests of the Directors in shares, options and performance rights of the Company were:

### Ordinary Shares

Holder	Balance at beginning of the year	Initial Interest	Achievement of Milestone	Net change other *	Final Interest	Balance at end of the year
Robert Annells	20,625,000	-	-	-	-	20,625,000
Andrew Knox	135,067,222	-	-	-	-	135,067,222
Adrien Wing	78,240,111	-	-	-	-	78,240,111

\* Net change other includes shares acquired or disposed of during the year.

### Performance Rights

Holder	Balance at beginning of the year	Granted as compensation	Rights exercised	Rights lapsed	Final Interest	Balance at end of the year
Robert Annells	100,000,000	-	-	-	-	100,000,000
Andrew Knox	295,000,000	-	-	-	-	295,000,000
Adrien Wing	100,000,000	-	-	-	-	100,000,000

## E. Share-based Compensation

Other than the above Performance Rights granted as compensation, there was no share-based compensation granted to key management personnel.

## F. Related party transactions with key management personnel

Loans to/from related parties are set out below.

Mr Andrew Knox provided an unsecured loan to the Group during the 2019 year. There was no repayment date and interest was charged at 10% per annum. The remaining balance owing of \$275,000 was repaid during the 2021 financial year.

Mr Andrew Knox provided an unsecured loan of \$57,000 to the Group during the 2020 year. There was no repayment date and interest was charged at 10% per annum. The remaining balance owing of \$9,000 was repaid during the 2021 financial year.

## G. Additional information

Principles used to determine the nature and amount of remuneration: relationship between remuneration and Company performance.

In considering the Company's performance and its effect on shareholder wealth, the Board has regard to a broad range of factors, some of which are financial and others of which relate to the progress on the Company's projects, results and progress of exploration and development activities, joint venture agreements, etc.

The Board also gives consideration to the Company's result and cash consumption for the year. It does not utilise earnings per share as a performance measure or contemplate payment of any dividends in the short to medium term given that all efforts are currently being expended to build the business and establish self-sustaining revenue streams.

### END OF AUDITED REMUNERATION REPORT

### INDEMNIFICATION AND INSURANCE OF DIRECTORS AND OFFICERS

During the financial year, the Company maintained an insurance policy which indemnifies the Directors and Officers of Red Sky Energy Limited in respect of any liability incurred in connection with the performance of their duties as Directors or Officers of the Company. The Company's insurers have prohibited disclosure of the amount of the premium payable and the level of indemnification under the insurance contract.

The company has not, during or since the end of the financial year, indemnified or agreed to indemnify the auditor of the company or any related entity against a liability incurred by the auditor. During the financial year, the company has not paid a premium in respect of a contract to insure the auditor of the company or any related entity.

### PROCEEDINGS ON BEHALF OF THE COMPANY

No person has applied to the Court under section 237 of the Corporations Act 2001 for leave to bring proceedings on behalf of the Company, or to intervene in any proceedings to which the Company is a party, for the purpose of taking responsibility on behalf of the Company for all or part of those proceedings.

No proceedings have been brought or intervened in on behalf of the Company with leave of the court under section 237 of the Corporations Act 2001.

### NON-AUDIT SERVICES

The Company may decide to employ the auditor on assignments additional to their statutory audit duties where the auditor's expertise and experience with the Company and/or the Group are important.


There were no non-audit services provided during the year.

### AUDITOR'S INDEPENDENCE DECLARATION

Section 307C of the Corporations Act 2001 requires the consolidated entity's auditor, RSM Australia Partners to provide the directors with a written Independence Declaration in relation to their audit of the financial report for the year ended 31 December 2022. The written Auditor's Independence Declaration is attached at page 19 and forms part of this Director's Report.

RSM Australia Partners continues in office in accordance with section 327 of the Corporations Act 2001.

This report is made in accordance with a resolution of directors, pursuant to section 298(2)(a) of the Corporations Act 2001.



Andrew Knox  
Managing Director

23 March 2023

**RSM Australia Partners**

Level 21, 55 Collins Street Melbourne VIC 3000  
PO Box 248 Collins Street West VIC 8007

T +61 (0) 3 9286 8000  
F +61 (0) 3 9286 8199

[www.rsm.com.au](http://www.rsm.com.au)

**AUDITOR'S INDEPENDENCE DECLARATION**

As lead auditor for the audit of the annual financial report of Red Sky Energy Limited for the year ended 31 December 2022, I declare that to the best of my knowledge and belief, there have been no contraventions of:

- (i) the auditor independence requirements of the *Corporations Act 2001* in relation to the audit; and
- (ii) any applicable code of professional conduct in relation to the audit.



**RSM AUSTRALIA PARTNERS**



**R J MORILLO MALDONADO**  
Partner

Dated: 23 March 2023  
Melbourne, Victoria

**THE POWER OF BEING UNDERSTOOD**  
AUDIT | TAX | CONSULTING

RSM Australia Partners is a member of the RSM network and trades as RSM. RSM is the trading name used by the members of the RSM network. Each member of the RSM network is an independent accounting and consulting firm which practices in its own right. The RSM network is not itself a separate legal entity in any jurisdiction.

RSM Australia Partners ABN 36 965 185 036

Liability limited by a scheme approved under Professional Standards Legislation

## CONSOLIDATED STATEMENT OF PROFIT OR LOSS AND OTHER COMPREHENSIVE INCOME

For the year ended 31 December 2022

	Notes	Group	
		2022	2021
		\$	\$
Other income	5	45,608	28,415
Administration and travel expenses		(396,402)	(442,146)
Employee entitlements		(582,724)	(576,060)
Employee entitlements – share based payments		(537,980)	(309,868)
Legal fees		(34,280)	(43,928)
Corporate advisory and investor relations		(109,982)	(126,692)
Finance costs		-	(5,166)
Exploration costs expensed		(42,550)	(32,065)
Depreciation		(16,853)	(4,842)
Loss from continuing operations before income tax		<b>(1,675,163)</b>	<b>(1,512,352)</b>
Income tax benefit			
Net loss for the year		<b>(1,675,163)</b>	<b>(1,512,352)</b>
Other comprehensive income			
Items that may be reclassified to profit or loss:			
Foreign currency translation		-	-
Total comprehensive loss for the year, net of tax		<b>(1,675,163)</b>	<b>(1,512,352)</b>
Basic and diluted (loss) per share – overall (cents per share)	18	(0.03)	(0.03)

*The above consolidated statement of profit or loss and other comprehensive income should be read in conjunction with the accompanying notes to the financial statements.*

## CONSOLIDATED STATEMENT OF FINANCIAL POSITION

As at 31 December 2022

	Notes	Group	
		2022 \$	2021 \$
Current Assets			
Cash and cash equivalents	8	4,169,953	6,997,688
Trade and other receivables	9	41,430	27,202
Prepayments		99,572	87,033
<b>Total current assets</b>		<b>4,310,955</b>	<b>7,111,923</b>
Non-Current Assets			
Plant and equipment	10	252,209	37,253
Other financial assets	12	822,694	822,350
Exploration and evaluation assets	13	2,738,031	755,718
<b>Total Non-Current Assets</b>		<b>3,812,934</b>	<b>1,615,321</b>
<b>Total Assets</b>		<b>8,123,889</b>	<b>8,727,244</b>
Current Liabilities			
Trade and other payables	14	146,816	193,602
Provisions – employee entitlements	15	84,407	94,017
<b>Total Current Liabilities</b>		<b>231,223</b>	<b>287,619</b>
Non-Current Liabilities			
Provisions - rehabilitation	15	800,000	275,000
<b>Total Non-Current Liabilities</b>		<b>800,000</b>	<b>275,000</b>
<b>Total Liabilities</b>		<b>1,031,223</b>	<b>562,619</b>
<b>Net Assets</b>		<b>7,092,666</b>	<b>8,164,625</b>
Equity			
Issued share capital	16	50,328,088	50,328,088
Reserves	17	1,260,673	657,469
Accumulated losses		(44,496,095)	(42,820,932)
<b>Total Equity</b>		<b>7,092,666</b>	<b>8,164,625</b>

The above consolidated statement of financial position should be read in conjunction with the accompanying notes to the financial statements.

## CONSOLIDATED STATEMENT OF CASHFLOWS

For the year ended 31 December 2022

	Notes	Group	
		2022 \$	2021 \$
Cash flows from operating activities			
Government grants - other		-	23,000
Payments to suppliers and employees (inclusive of GST)		(1,169,928)	(1,486,626)
Interest and finance costs paid		-	(39,901)
Interest received		31,315	3,744
Net cash used in operating activities	19	<b>(1,138,613)</b>	<b>(1,499,783)</b>
Cash flows from investing activities			
Exploration and evaluation expenditure		(1,467,650)	(637,440)
Payments for plant and equipment		(221,472)	(41,328)
Contribution to Killanoola project rehabilitation obligations		-	275,000
Deposits refunded/(paid)		-	(800,000)
Net cash used in investing activities		<b>(1,689,122)</b>	<b>(1,203,768)</b>
Cash flows from financing activities			
Proceeds from issues of shares		-	9,676,438
Proceeds from issues of options		-	700
Capital raising costs		-	(421,621)
Repayment of borrowings		-	(341,204)
Net cash flows provided by financing activities		-	<b>8,914,313</b>
Net (decrease)/increase in cash and cash equivalents		(2,827,735)	6,210,762
Cash and cash equivalents at the beginning of the financial year		6,997,688	786,926
Cash and cash equivalents at the end of the financial year	8	<b>4,169,953</b>	<b>6,997,688</b>

The above consolidated statement of cash flows should be read in conjunction with the accompanying notes to the financial statements.

## CONSOLIDATED STATEMENT OF CHANGES IN EQUITY

For the year ended 31 December 2022

Consolidated	2021			
	Issued Capital	Accumulated Losses	Reserves	Total (Deficiency)/Equity
Balance at beginning of year	41,091,810	(41,308,580)	211,447	(5,323)
Loss for the year	-	(1,512,352)	-	(1,512,352)
Other comprehensive loss for the year	-	-	-	-
Total comprehensive loss for the year	-	(1,512,352)	-	(1,512,352)
<b>Transactions with equity holders in their capacity as equity holders</b>				
Issues of share capital (net of costs)	9,199,278	-	-	9,199,278
Share based payments - Performance Rights	37,000	-	446,022	483,022
	9,236,278	-	446,022	9,682,300
Balance at the end of the year	<b>50,328,088</b>	<b>(42,820,932)</b>	<b>657,469</b>	<b>8,164,625</b>

Consolidated	2022			
	Issued Capital	Accumulated Losses	Reserves	Total Equity
Balance at beginning of year	50,328,088	(42,820,932)	657,469	8,164,625
Loss for the year	-	(1,675,163)	-	(1,675,163)
Other comprehensive loss for the year	-	-	-	-
Total comprehensive loss for the year	-	(1,675,163)	-	(1,675,163)
<b>Transactions with equity holders in their capacity as equity holders</b>				
Share based payments - Performance Rights	-	-	603,204	603,204
	-	-	603,204	603,204
Balance at the end of the year	<b>50,328,088</b>	<b>(44,496,095)</b>	<b>1,260,673</b>	<b>7,092,666</b>

The above consolidated statement of changes in equity should be read in conjunction with the accompanying notes to the financial statements.

## NOTES TO THE FINANCIAL STATEMENTS

For the year ended 31 December 2022

### 1. SUMMARY OF SIGNIFICANT ACCOUNTING POLICIES

The principal accounting policies adopted in the preparation of the financial report are set out below. These policies have been consistently applied to all the year presented, unless otherwise stated. The financial report includes separate financial statements for Red Sky Energy Limited as an individual entity and the consolidated entity consisting of Red Sky Energy Limited and its subsidiaries.

#### (a) Basis of Preparation

The financial report is a general purpose financial report that has been prepared in accordance with Australian Accounting Standards and Interpretations and the *Corporations Act 2001*. Red Sky Energy Limited and its subsidiaries (the Group) is a for-profit entity for the purpose of preparing the financial statements.

Material accounting policies adopted in the preparation of these financial statements are presented below and have been consistently applied unless otherwise stated. The financial statements have been prepared on an accruals basis and are based on historical costs, modified, where applicable, by the measurement at fair value of selected non-current assets, financial assets and financial liabilities.

The consolidated entity has adopted all of the new or amended Accounting Standards and Interpretations issued by the Australian Accounting Standards Board ('AASB') that are mandatory for the current reporting period. Any new or amended Accounting Standards or Interpretations that are not yet mandatory have not been early adopted.

#### (i) Compliance with IFRSs

Australian Accounting Standards include Australian Equivalents to International Financial Reporting Standards (AIFRSs). Compliance with AIFRSs ensures that the financial report of the Group complies with International Financial Reporting Standards (IFRSs).

#### (ii) Current and non-current classification

Assets and liabilities are presented in the statement of financial position based on current and non-current classification.

An asset is classified as current when: it is either expected to be realised or intended to be sold or consumed in the consolidated entity's normal operating cycle; it is held primarily for the purpose of trading; it is expected to be realised within 12 months after the reporting period; or the asset is cash or cash equivalent unless restricted from being exchanged or used to settle a liability for at least 12 months after the reporting period. All other assets are classified as non-current.

A liability is classified as current when: it is either expected to be settled in the consolidated entity's normal operating cycle; it is held primarily for the purpose of trading; it is due to be settled within 12 months after the reporting period; or there is no unconditional right to defer the settlement of the liability for at least 12 months after the reporting period. All other liabilities are classified as non-current.

#### (iii) Critical accounting estimates

The preparation of financial statements in conformity with AIFRS requires the use of certain critical accounting estimates. It also requires management to exercise its judgement in the process of applying the Group's accounting policies (refer note 3).

#### (iv) Going Concern

The financial report has been prepared on the going concern basis, which contemplates the continuity of normal business activity and the recognition and settlement of liabilities in the normal course of business. As disclosed in the financial statements, the consolidated entity incurred a loss of \$1,675,163 (2021: \$1,512,352) and had net cash outflows from operating activities of \$1,138,613 (2021: \$1,499,783) for the year ended 31 December 2022. As at that date the consolidated entity had net current assets of \$4,079,733 and net assets of \$7,092,666.

The Directors believe that it is reasonably foreseeable that the consolidated entity will continue as a going concern and that it is appropriate to adopt the going concern basis in the preparation of the financial report on the basis that the entity has prepared a cash flow forecast for the next 12 months which allows for future expenditure to be paid from existing cash reserves.

## NOTES TO THE FINANCIAL STATEMENTS

For the year ended 31 December 2022

### 1. SUMMARY OF SIGNIFICANT ACCOUNTING POLICIES

#### (b) Principles of Consolidation

##### (i) Subsidiaries

The consolidated financial statements incorporate the assets and liabilities of all subsidiaries of Red Sky Energy Limited ("Company" or "parent entity") as at 31 December 2022 and the results of all subsidiaries for the year then ended. Red Sky Energy Limited and its subsidiaries together are referred to in this financial report as the Group or the consolidated entity.

Subsidiaries are all those entities (including special purpose entities) over which the Group has control. The Group controls an entity when the Group is exposed to, or has rights to, variable returns from its involvement with the entity and has the ability to affect those returns through its power to direct the activities of the entity. Subsidiaries are fully consolidated from the date on which control is transferred to the Group. They are de-consolidated from the date that control ceases. Inter-Company transactions, balances and recognised gains on transactions between Group companies are eliminated. Unrealised losses are also eliminated unless the transaction provides evidence of the impairment of the asset transferred. Accounting policies of subsidiaries are consistent with the policies adopted by the Group.

Investments in subsidiaries are accounted for at cost in the individual financial statements of Red Sky Energy Limited.

##### (ii) Joint arrangements

Under AASB 11 *Joint Arrangements*, investments in joint arrangements are classified as either joint operations or joint ventures depending on the contractual rights and obligations each investor has, rather than the legal structure of the joint arrangement. The Group has assessed the nature of its joint arrangements and concluded that the correct classification is 'joint operations'.

The proportionate interests in the assets, liabilities, income and expenditure of joint operations have been incorporated in the financial statements under the appropriate headings.

##### (iii) Business combinations

Business combinations occur where control over another business is obtained and results in the consolidation of its assets and liabilities. All business combinations, including those involving entities under common control, are accounted for by applying the purchase method.

The purchase method requires an acquirer of the business to be identified and for the cost of the acquisition and fair values of identifiable assets, liabilities and contingent liabilities to be determined as at acquisition date, being the date that control is obtained. Cost is determined as the aggregate of fair values of assets given, equity issued and liabilities assumed in exchange for control. Any deferred consideration payable is discounted to present value using the entity's incremental borrowing rate.

Goodwill is recognised initially at the excess of cost over the acquirer's interest in the net fair value of the identifiable assets, liabilities and contingent liabilities recognised. If the fair value of the acquirer's interest is greater than cost, the surplus is immediately recognised in the Statement of Comprehensive Income.

#### (c) Segment reporting

The Group currently operates in the oil and gas industry. Refer to Note 4 for details.

#### (d) Revenue recognition

Revenue is recognised to the extent that it is probable that the economic benefits will flow to the entity and the revenue can be reliably measured. Revenue is measured at the fair value of the consideration received or receivable.

Interest income is recognised on a time proportion basis using the effective interest method. When a receivable is impaired, the Group reduces the carrying amount to its recoverable amount, being the estimated future cash flow discounted at the original effective interest rate of the instrument and continues unwinding the discount as interest income.

## NOTES TO THE FINANCIAL STATEMENTS

For the year ended 31 December 2022

### 1. SUMMARY OF SIGNIFICANT ACCOUNTING POLICIES

#### (e) Foreign currency translation

The financial statements are presented in Australian dollars, which is the Group's functional and presentation currency.

##### *Foreign currency transactions*

Foreign currency transactions are translated into Australian dollars using the exchange rates prevailing at the dates of the transactions. Foreign exchange gains and losses resulting from the settlement of such transactions and from the translation at financial year-end exchange rates of monetary assets and liabilities denominated in foreign currencies are recognised in profit or loss.

##### *Foreign operations*

The assets and liabilities of foreign operations are translated into Australian dollars using the exchange rates at the reporting date. The revenues and expenses of foreign operations are translated into Australian dollars using the average exchange rates, which approximate the rates at the dates of the transactions, for the period. All resulting foreign exchange differences are recognised in other comprehensive income through the foreign currency reserve in equity.

The foreign currency reserve is recognised in profit or loss when the foreign operation or net investment is disposed of.

#### (f) Trade and other receivables

Trade receivables are recognised initially at fair value and subsequently measured at amortised cost, less allowance for doubtful debts. Trade receivables are due for settlement between thirty (30) and ninety (90) days from the date of recognition.

#### (g) Investments and other financial assets

Investments and other financial assets are initially measured at fair value. Transaction costs are included as part of the initial measurement, except for financial assets at fair value through profit or loss. Such assets are subsequently measured at either amortised cost or fair value depending on their classification. Classification is determined based on both the business model within which such assets are held and the contractual cash flow characteristics of the financial asset unless, an accounting mismatch is being avoided.

Financial assets are derecognised when the rights to receive cash flows have expired or have been transferred and the consolidated entity has transferred substantially all the risks and rewards of ownership. When there is no reasonable expectation of recovering part or all of a financial asset, its carrying value is written off.

##### (i) Financial assets at fair value through profit or loss

Financial assets not measured at amortised cost or at fair value through other comprehensive income are classified as financial assets at fair value through profit or loss. Typically, such financial assets will be either: (i) held for trading, where they are acquired for the purpose of selling in the short-term with an intention of making a profit, or a derivative; or (ii) designated as such upon initial recognition where permitted. Fair value movements are recognised in profit or loss.

##### (ii) Financial assets at fair value through other comprehensive income

Financial assets at fair value through other comprehensive income include equity investments which the consolidated entity intends to hold for the foreseeable future and has irrevocably elected to classify them as such upon initial recognition.

#### (h) Impairment of financial assets

The consolidated entity recognises a loss allowance for expected credit losses on financial assets which are either measured at amortised cost or fair value through other comprehensive income. The measurement of the loss allowance depends upon the consolidated entity's assessment at the end of each reporting period as to whether the financial instrument's credit risk has increased significantly since initial recognition, based on reasonable and supportable information that is available, without undue cost or effort to obtain.

Where there has not been a significant increase in exposure to credit risk since initial recognition, a 12-month expected credit loss allowance is estimated. This represents a portion of the asset's lifetime expected credit losses that is attributable to a default event that is possible within the next 12 months. Where a financial asset has become credit impaired or where it is determined that credit risk has increased significantly, the loss allowance is based on the asset's lifetime expected credit losses. The amount of expected credit loss recognised is measured on the basis of the probability weighted present value of anticipated cash shortfalls over the life of the instrument discounted at the original effective interest rate. For financial assets measured at fair value through other comprehensive income, the loss allowance is recognised within other comprehensive income. In all other cases, the loss allowance is recognised in profit or loss.

## NOTES TO THE FINANCIAL STATEMENTS

For the year ended 31 December 2022

### 1. SUMMARY OF SIGNIFICANT ACCOUNTING POLICIES

#### (i) Exploration, evaluation and development expenditure

Exploration, evaluation and development expenditure incurred is either written off as incurred or accumulated in respect of each identifiable area of interest. Costs are only carried forward to the extent that they are expected to be recouped through the successful development of the area or where activities in the area have not yet reached a stage which permits reasonable assessment of the existence of economically recoverable reserves.

Accumulated costs in relation to an abandoned area are written off in full against profit in the year in which the decision to abandon the area is made. A regular review is undertaken of each area of interest to determine the appropriateness of continuing to carry forward costs in relation to that area of interest.

When production commences, the accumulated costs for the relevant area of interest are amortised over the life of the area according to the rate of depletion of the economically recoverable reserves. Restoration, rehabilitation and environmental costs necessitated by exploration and evaluation activities are expensed as incurred and treated as exploration and evaluation expenditure. Proceeds from the sale of exploration permits or recoupment of exploration costs from farm-in arrangements are credited against exploration costs previously capitalised. Any excess of the proceeds over costs recouped are accounted for as a gain on disposal.

#### (j) Plant and Equipment

Plant and equipment is stated at historical cost less accumulated depreciation and impairment. Historical cost includes expenditure that is directly attributable to the acquisition of the items. Depreciation is calculated on a straight-line basis to write off the net cost of each item of property, plant and equipment (excluding land) over their expected useful lives as follows:

Computer equipment	3 Years
--------------------	---------

The residual values, useful lives and depreciation methods are reviewed, and adjusted if appropriate, at each reporting date.

#### (k) Fair value estimation

At each reporting date, the Group assesses whether there is any indication that an asset may be impaired at fair value. The fair value of financial assets and financial liabilities must be estimated for recognition and measured or for disclosure purposes. The nominal value less estimated credit adjustments of trade receivables and payables are assumed to approximate their fair values. The fair value of financial liabilities for disclosure purposes is estimated by discounting the future contractual cash flows at the current market interest rate that is available to the Group for similar financial instruments.

#### (l) Trade and other payables

These amounts represent liabilities for goods and services provided to the Group prior to the end of the financial year, which remain unpaid at year end. The amounts are unsecured and are usually paid within 60 days of recognition. They are recognised at fair value on initial recognition and subsequently at amortised cost.

#### (m) Contributed Equity

Issued and paid up capital is recognised at the fair value of the consideration received by the Company. Any transaction costs arising on the issue of ordinary shares are recognised directly in equity as a reduction, net of tax, of the share proceeds received.

#### (n) Earnings per share

##### (i) Basic earnings per share

Basic earnings per share is calculated by dividing the profit attributable to equity holders of the Company, excluding any costs of servicing equity other than ordinary shares, by the weighted average number of ordinary shares outstanding during the financial year, adjusted for bonus elements in ordinary shares issued during the year.

##### (ii) Diluted earnings per share

Diluted earnings per share adjusts the figures used in the determination of basic earnings per share to take into account the after income tax effect of interest and other financing costs associated with dilutive potential ordinary share and the weighted average number of shares assumed to have been issued for no consideration in relation to dilutive potential ordinary shares.

## NOTES TO THE FINANCIAL STATEMENTS

For the year ended 31 December 2022

### 1. SUMMARY OF SIGNIFICANT ACCOUNTING POLICIES

#### (o) Provisions

Provisions are recognised when the Group has a present obligation (legal or constructive) as a result of a past event, it is probable that an outflow of resources embodying economic benefits will be required to settle the obligation and a reliable estimate can be made of the amount of the obligation. Provisions are measured using the best estimate of the amounts required to settle the obligation at the end of the reporting period.

#### (p) Employee benefits

Provision is made for benefits accruing to employees in respect of wages and salaries, annual leave and long service leave for services rendered to the reporting date, when it is probable that settlement will be required and they are capable of being measured reliably. The calculation of employee benefits includes all relevant on-costs and is calculated as follows at the reporting date.

##### (i) Wages and Salaries, Annual Leave and Long Service Leave

Provisions made in respect of employee benefits are measured based on an assessment of the existing benefits to determine the appropriate classification under the definition of short term and long term benefits, placing emphasis on when the benefit is expected to be settled. Short term benefits provisions that are expected to be settled within 12 months are measured at their nominal values using the remuneration rate expected to apply at the time of settlement.

Long term benefits provisions that are not expected to be settled within 12 months, and are measured as the present value of the estimated future cash outflows to be made by the Group in respect of services provided by employees up to reporting date. Consideration is given to the expected future wage and salary levels, experience of employee departures and periods of service. Expected future payments are discounted using market yields at the reporting date to estimate the future cash flows at a pre-tax rate that reflects current market assessments of the time value of money.

Regardless of the expected timing of settlement, provisions made in respect of employee benefits are classified as a current liability unless there is an unconditional right to defer the settlement of the liability for at least 12 months after the reporting date, in which case it would be classified as a non-current liability. Provisions made for annual leave and unconditional long service leave are classified as a current liability where the employee has a present entitlement to the benefit. A non-current liability would include long service leave entitlements accrued for employees with less than 10 years of continuous service who do not yet have a present entitlement.

##### (ii) Accumulated superannuation contribution plans

Obligations for contributions to accumulated superannuation contribution plans are recognised as an expense as incurred.

#### (q) Share Based Payments

The Group may at times provide benefits to employees (including directors) and consultants of the Group in the form of share-based payment transactions, whereby employees and consultants render services in exchange for shares or rights over shares ('equity-settled transactions'). The cost of these equity-settled transactions with employees and consultants is measured by reference to the fair value at the date at which they are granted. The fair value is determined using the Black & Scholes or Monte-Carlo simulation methods. The cost of equity-settled transactions is recognised, together with a corresponding increase in equity, over the year in which the performance conditions are fulfilled, ending on the date on which the relevant employees become fully entitled to the award ('vesting date').

The cumulative expense recognised for equity-settled transactions at each reporting date until vesting date reflects (i) the extent to which the vesting period has expired and (ii) the number of awards that, in the opinion of the directors of the Group, will ultimately vest. This opinion is formed based on the best available information at balance date. No adjustment is made for the likelihood of market performance conditions being met as the effect of these conditions is included in the determination of fair value at grant date. No expense is recognised for awards that do not ultimately vest, except for awards where vesting is conditional upon a market condition.

Where the terms of an equity-settled award are modified, as a minimum an expense is recognised as if the terms had not been modified. In addition, an expense is recognised for any increase in the value of the transaction as a result of the modification, as measured at the date of modification. Where an equity-settled award is cancelled, it is treated as if it had vested on the date of cancellation, and any expense not yet recognised for the award is recognised immediately. However, if a new award is substituted for the cancelled award, and designated as a replacement award on the date that it is granted, the cancelled and new award are treated as if they were a modification of the original award, as described in the previous paragraph. The dilutive effect, if any, of outstanding options is reflected as additional share dilution in the computation of earnings per share.

## NOTES TO THE FINANCIAL STATEMENTS

For the year ended 31 December 2022

### 1. SUMMARY OF SIGNIFICANT ACCOUNTING POLICIES

#### (r) Cash and cash equivalents

Cash and short-term deposits in the balance sheet comprise cash at bank and in hand and short term deposits with an original maturity of three months or less, which are subject to an insignificant risk of changes in value.

For the purposes of the Statement of Cash Flows, cash and cash equivalents consist of cash and cash equivalents as defined above, net of outstanding bank overdrafts.

#### (s) Income Tax

Current tax assets and liabilities for the current and prior periods are measured at the amount expected to be recovered from or paid to the taxation authorities. The tax rates and tax laws used to compute the amount are those that are enacted or substantively enacted by the balance sheet date.

Deferred income tax is provided on all temporary differences at the balance sheet date arising between the tax bases of assets and liabilities and their carrying amounts in the consolidated financial statements and are recognised for all taxable temporary differences:

- Except where the deferred income tax liability arises from the initial recognition of an asset or liability in a transaction that is not a business combination and, at the time of the transaction, affects neither the accounting profit nor taxable profit or loss; and
- In respect of taxable temporary differences associated with investments in subsidiaries, associates and interests in joint ventures, except where the timing of the reversal of the temporary differences can be controlled and it is probable that the temporary differences will not reverse in the foreseeable future.

Deferred income tax assets are recognised for all deductible temporary differences, carry-forward of unused tax assets and unused tax losses can be utilised:

- Except where the deferred income tax asset relating to the deductible temporary difference arises from the initial recognition of an asset or liability in a transaction that is not a business combination and, at the time of the transaction, affects neither the accounting profit nor the taxable profit or loss; and
- In respect of taxable temporary differences associated with investments in subsidiaries, associates and interests and joint ventures, deferred tax assets are only recognised to the extent that it is probable that the temporary differences will reverse in the foreseeable future extent that it is probable that the temporary differences can be utilised.

The carrying amount of deferred income tax assets is reviewed at each balance sheet date and reduced to the extent that it is no longer probable that sufficient taxable profit will be available to allow all or part of the deferred income tax asset to be utilised.

Deferred income tax assets and liabilities are measured at the tax rates that are expected to apply to the year when the asset is realised or the liability is settled, based on tax rates (and tax laws) that have been enacted or substantively enacted at the balance sheet date.

Income taxes relating to items recognised directly in equity are recognised in equity and not in the income statement.

#### (t) Goods and Services Tax (GST)

Revenues, expenses and assets are recognised net of the amount of GST, except:

- Where the GST incurred on a purchase of goods and services is not recoverable from the taxation authorities, in which case the GST is recognised as part of the cost of acquisition of the asset or as part of an item of the expense item as applicable; and
- Receivables and payables are stated with the amount of GST included.

The net amount of GST recoverable from, or payable to, the taxation authority is included as part of receivables or payables in the balance sheet.

Cash flows are included the Statement of Cash Flows on a gross basis and the GST component of cash flows arising from investing and financing activities, which is recoverable from, or payable to, the taxation authority are classified as operating cash flows included in receipts from customers or payments to suppliers.

Commitments and contingencies are disclosed net of the amount of GST recoverable from, or payable to, the taxation authority.

## NOTES TO THE FINANCIAL STATEMENTS

For the year ended 31 December 2022

### 2. FINANCIAL RISK MANAGEMENT

The Group's principal financial instruments comprise receivables, payables, cash and short-term deposits. The Group manages its exposure to key financial risks in accordance with the Group's financial risk management policy. The objective of the policy is to support the delivery of the Group's financial targets while protecting future financial security.

The main risks arising from the Group's financial instruments are interest rate risk, credit risk and liquidity risk. The Group does not speculate in the trading of derivative instruments. The Group uses different methods to measure and manage different types of risks to which it is exposed. These include monitoring levels of exposure to interest rates and assessments of market forecasts for interest rates. Ageing analysis of and monitoring of receivables are undertaken to manage credit risk, liquidity risk is monitored through the development of future rolling cash flow forecasts.

The Board reviews and agrees policies for managing each of these risks as summarised below. Primary responsibility for identification and control of financial risks rests with the Board. The Board reviews and agrees policies for managing each of the risks identified below, including for interest rate risk, credit allowances and cash flow forecast projections.

Details of the significant accounting policies and methods adopted, including the criteria for recognition, the basis of measurement and the basis on which income and expenses are recognised, in respect of each class of financial asset and financial liability are disclosed in note 1 to the financial statements.

#### Risk Exposures and Responses

##### Market Risk

##### *Interest rate risk*

The Group's exposure to risks of changes in market interest rates relates primarily to the Group's cash balances. The Group constantly analyses its interest rate exposure. Within this analysis consideration is given to potential renewals of existing positions, alternative financing positions and the mix of fixed and variable interest rates. As the Group has no interest bearing borrowings its exposure to interest rate movements is limited to the amount of interest income it can potentially earn on surplus cash deposits.

At reporting date, the Group had the following financial assets exposed to variable interest rates not designated in cash flow hedges:

	Group	
	2022 \$	2021 \$
Security deposits	22,694	22,350
Cash and cash equivalents (interest-bearing accounts)	4,169,953	6,997,688
Net exposure	<b>4,192,647</b>	<b>7,020,038</b>

The following sensitivity analysis is based on the interest rate risk exposures in existence at the reporting date. At the reporting date, if interest rates had moved, as illustrated in the table below, with all other variables held constant, post tax profit and equity relating to financial assets of the Group would have been affected as follows:

Judgments of reasonably possible movements:		
Post tax profit – higher / (lower)		
+ 0.5%	20,963	35,100
- 0.5%	(20,963)	(35,100)
Equity – higher / (lower)		
+ 0.5%	20,963	35,100
- 0.5%	(20,963)	(35,100)

For personal use only

## NOTES TO THE FINANCIAL STATEMENTS

For the year ended 31 December 2022

### 2. FINANCIAL RISK MANAGEMENT

#### *Commodity Price and Foreign Currency Risk*

The Group's exposure to commodity price is minimal at present.

Foreign currency risk arises from future commercial transactions and recognised financial assets and financial liabilities denominated in a currency that is not the entity's functional currency. The risk is measured, monitored and managed using cash flow forecasting. The consolidated entity does not enter into any hedging contracts. The carrying amount of the consolidated entity's foreign currency denominated financial assets and financial liabilities the reporting date was minimal.

#### **Liquidity Risk**

Liquidity risk is the risk that the Group will not be able to meet its financial obligations as they fall due. The Group's approach to managing liquidity is to ensure, as far as possible, that it will always have sufficient liquidity to meet its liabilities when due, under both normal and stressed conditions, without incurring unacceptable losses or risking damage to the Group's reputation.

Typically the Group ensures that it has sufficient cash on demand to meet expected operational expenses for a period of 60 days, including the servicing of financial obligations; this excludes the potential impact of extreme circumstances that cannot reasonably be predicted, such as natural disasters.

The financial liabilities the Group had at reporting date were trade payables incurred in the normal course of the business. Trade payables were non-interest bearing and were due within the normal 30-60 days terms of creditor payments.

#### *Maturities of financial liabilities*

The table below analyses the Group's financial liabilities into relevant maturity groupings based on the remaining period at the reporting date to the contractual maturity date. The amounts disclosed in the table are the contractual undiscounted cash flows.

	Group						Total contractual cash flows	Carrying amount
	Less than 1 month	1 - 3 months	3 months - 1 year	1 - 5 years	5+ years			
	\$	\$	\$	\$	\$	\$	\$	
<b>As at 31 December 2022</b>								
<b>Non-interest bearing</b>								
Trade and other payables	146,816	-	-	-	-	146,816	146,816	
<b>As at 31 December 2021</b>								
<b>Non-interest bearing</b>								
Trade and other payables	193,602	-	-	-	-	193,602	193,602	

For personal use only

## NOTES TO THE FINANCIAL STATEMENTS

For the year ended 31 December 2022

### 2. FINANCIAL RISK MANAGEMENT

#### Credit risk

Credit risk arises from the financial assets of the Group, which comprise deposits with banks, security deposits and trade and other receivables. The Group's exposure to credit risk arises from potential default of the counter party, with the maximum exposure equal to the carrying amount of these instruments. The carrying amount of financial assets included in the consolidated statement of financial position represents the Group's maximum exposure to credit risk in relation to those assets. The Group does not hold any credit derivatives to offset its credit exposure.

The Group trades mainly with recognised, credit worthy third parties and as such collateral is not requested nor is it the Group's policy to securities its trade and other receivables. Receivable balances are monitored on an ongoing basis with the result that the Group does not have a significant exposure to bad debts.

There are no other significant concentrations of credit risk within the Group.

#### Capital Management Risk

Management controls the capital of the Group in order to maximise the return to shareholders and ensure that the Group can fund its operations and continue as a going concern.

Management effectively manages the Group's capital by assessing the Group's financial risks and adjusting its capital structure in response to changes in these risks and in the market. These responses include the management of expenditure, debt levels and share and option issues.

There have been no changes in the strategy adopted by management to control capital of the Group since the prior year.

### 3. CRITICAL ACCOUNTING ESTIMATES AND ASSUMPTIONS

The Group makes estimates and assumptions concerning the future. The resulting accounting estimates will, by definition, seldom equal the related actual results. The estimates and assumptions that have a significant risk of causing a material adjustment to the carrying amounts of assets and liabilities within the next financial year are discussed below.

#### (i) Exploration expenditure

Exploration expenditure that does not form part of the cash generating units assessed for impairment has been carried forward on the basis that exploration and evaluation activities have not yet reached a stage which permits a reasonable assessment of the existence or otherwise of economically recoverable reserves and active and significant operations in relation to the area are continuing. In the event that significant operations cease and/or economically recoverable reserves are not assessed as being present, this expenditure will be expensed to the Income Statement.

Estimates and judgements are continually evaluated and are based on historical experience and other factors, including expectations of future events that may have a financial impact on the entity and that are believed to be reasonable under the circumstances.

### 4. SEGMENT REPORTING

The Group operated predominately as an explorer with the view to identify attractive oil and gas deposits of sufficient scale to provide sustainable returns to shareholders.

The directors do not believe that there are any reportable segments that meet the requirements of Accounting Standard AASB 8 Segment Reporting, on the basis that the chief operating decision maker, being the Board of Directors, review geological results and other qualitative measures as a basis for decision making. Financial results are reviewed on a consolidated group basis.

#### Types of products and services

The Group currently has no significant revenue from products or services.

#### Major customers

The Group has no reliance on major customers.

#### Geographical areas

The Group's exploration assets were located in Australia during the year ended 31 December 2022.

## NOTES TO THE FINANCIAL STATEMENTS

For the year ended 31 December 2022

### 5. OTHER INCOME

	Group	
	2022	2021
	\$	\$
Interest income	45,608	5,415
Government grant	-	23,000
<b>Total</b>	<b>45,608</b>	<b>28,415</b>

### 6. EXPENSES

	Group	
	2022	2021
	\$	\$
<b>Loss from continuing operations before income tax has been determined after including payroll related expenses as follows:</b>		
Directors and employee superannuation	48,111	51,848
Directors and employee leave entitlements	49,370	55,567

### 7. INCOME TAX

	Group	
	2022	2021
	\$	\$
<b>The prima facie income tax benefit on pre-tax accounting loss from operations reconciles to the income tax benefit in the financial statements as follows:</b>		
Loss before tax	(1,675,163)	(1,512,352)
Income tax benefit calculated at 26% (2021: 27.5%)	(435,542)	(415,897)
Effect of expenses that are not deductible in determining taxable profit	151,520	104,942
Temporary differences and tax losses in the current year for which no deferred tax asset has been brought to account	284,022	310,955
<b>Income tax benefit</b>	<b>-</b>	<b>-</b>
<b>Deferred tax assets:</b>		
Deferred tax assets not brought to account arising from tax losses, the benefits of which will only be realised if the conditions for deductibility set out in Note 1(s) occur:	7,986,118	8,121,983

## NOTES TO THE FINANCIAL STATEMENTS

For the year ended 31 December 2022

### 8. CASH AND CASH EQUIVALENTS

	Group	
	2022	2021
	\$	\$
Cash at bank	4,169,953	6,997,688

### 9. TRADE AND OTHER RECEIVABLES

	Group	
	2022	2021
	\$	\$
<b>Current</b>		
Other Receivables	41,430	27,202

### 10. PLANT AND EQUIPMENT

	Group	
	2022	2021
	\$	\$
<b>Non-Current</b>		
Plant and equipment	278,710	46,900
Less: Accumulated depreciation	(26,501)	(9,647)
	<b>252,209</b>	<b>37,253</b>
<b>Reconciliations of movements:</b>		
Opening Balance	37,253	766
Additions	231,809	41,328
Depreciation expense	(16,853)	(4,842)
<b>Closing Balance</b>	<b>252,209</b>	<b>37,253</b>

### 11. INVESTMENT IN CONTROLLED ENTITIES

	Country of Incorporation	Ownership Interest	
		2022	2021
		%	%
Red Sky NT Pty Ltd	Australia	100	100
Red Sky Killanoola Pty Ltd	Australia	100	100
Red Sky Gold Nugget LLC	United States	100	100

## NOTES TO THE FINANCIAL STATEMENTS

For the year ended 31 December 2022

### 12. OTHER FINANCIAL ASSETS

	Group	
	2022	2021
	\$	\$
Security deposits	822,694	822,350

### 13. EXPLORATION AND EVALUATION ASSETS

	Group	
	2022	2021
	\$	\$
Opening balance	755,718	2,223
Additions	1,982,313	753,495
	<b>2,738,031</b>	<b>755,718</b>

### 14. TRADE AND OTHER PAYABLES

	Group	
	2022	2021
	\$	\$
Trade creditors	68,016	135,263
Accrued expenses	78,800	58,339
	<b>146,816</b>	<b>193,602</b>

### 15. PROVISIONS

	Group	
	2022	2021
	\$	\$
<b>Current</b>		
Annual leave entitlements	84,407	94,017
<b>Non-Current</b>		
Rehabilitation	800,000	275,000
	<b>884,407</b>	<b>369,017</b>

## NOTES TO THE FINANCIAL STATEMENTS

For the year ended 31 December 2022

### 16. ISSUED CAPITAL

#### (a) Share Capital

	Group	
	2022 \$	2021 \$
5,302,227,197 fully paid ordinary shares (31 December 2022: 5,302,227,197)	50,328,088	50,328,088
<i>Movements during the year:</i>		
Beginning of year - 5,302,227,197 fully paid ordinary shares	50,328,088	41,091,810
Shares issued during the prior year:		
29.1.2021 – 2,150,000,000 shares issued @ \$0.002	-	4,300,000
29.1.2021 – 19,500,000 shares issued @ \$0.002 to satisfy broker fees	-	39,000
9.4.2021 – 30,000,000 shares issued upon exercise of Options at \$0.005 each	-	150,000
14.5.2021 – 10,000,000 shares issued to A Knox upon achievement of performance rights	-	37,000
13.8.2021 – 401,780,000 shares issued @ \$0.008	-	3,214,240
3.9.2021 – 239,025,000 shares issued @ \$0.008	-	1,912,200
27.10.2021 – 20,000,000 shares issued upon exercise of Options at \$0.005 each	-	100,000
Equity Raising Expenses	-	(516,162)
	<b>50,328,088</b>	<b>50,328,088</b>

#### (b) Options

The following table sets out the movements in Options during the year:

Expiry Date	Exercise price (cents)	Fair Value per Right (cents)	Fair Value Amount \$	Recipients	Number on issue at the beginning of the year	Exercised during year	Number on issue at year end
31/1/2023	0.5	0.12	84,000 *	Lead Manager	40,000,000	-	40,000,000

\* The fair value of the Options granted is estimated using a Black-scholes model taking into account the terms and conditions upon which the Options were granted. The model inputs used an expected volatility of 100%, risk free interest rate of 0.09% and a share price at the grant date of 0.3 cents.

## NOTES TO THE FINANCIAL STATEMENTS

For the year ended 31 December 2022

### 16. ISSUED CAPITAL (continued)

#### (c) Performance Rights

The following table sets out the movements in Performance Rights during the year:

Grant Date	Expiry Date	Fair Value per Right (cents)	Amount expensed during 2022 \$	Recipients	Number on issue at beginning of the year	Lapsed during the year	Number on issue at year end
2018	n/a			A Knox	120,000,000	-	120,000,000
10/6/2021	9/6/2026	0.70	603,204	Directors, Employees and Consultants	475,000,000	(25,000,000)	450,000,000
<b>Total</b>			<b>603,204</b>		<b>595,000,000</b>	<b>(25,000,000)</b>	<b>570,000,000</b>

The 120,000,000 Performance Rights issued to Mr Andrew Knox are subject to the following vesting condition:

- The achievement of production (being production of a saleable quantity) at the Innamincka Dome Project.

Performance Rights were issued to directors following shareholder approval and others on 10 June 2021 (Mr Andrew Knox 175,000,000, Mr Robert Annells 100,000,000 and Mr Adrien Wing 100,000,000, Employees 50,000,000 and Consultants 50,000,000). The Performance Rights issued were subject to the following vesting conditions:

- The Company achieving a market capitalisation of equal to or greater than \$100 million for 5 consecutive trading days within 5 years; and
- The recipient remaining continuously employed or engaged up to the date of satisfaction of the market capitalisation vesting condition.

These Performance Rights are being expensed over the 5 year term up to the expiry date.

The fair value of the Performance Rights granted is estimated using a trinomial model taking into account the terms and conditions upon which the Performance Rights were granted. The model inputs used an expected volatility of 81%, and a share price at the grant date of 0.8 cents.

There were also long term incentives to receive 30,000,000 Shares issued during 2018 to Mr Andrew Knox in 3 tranches of 10,000,000 each subject to the following vesting conditions:

- Tranche 1: The volume weighted average price (VWAP) of the Company's shares over 14 consecutive days on which trades in the Company's shares are recorded meets or exceeds 0.6 cents. Tranche 1 was achieved during 2021.
- Tranche 2: The VWAP of the Company's shares over 14 consecutive days on which trades in the Company's shares are recorded meets or exceeds 1.2 cents. Tranche 2 was agreed to be cancelled during 2021.
- Tranche 3: The VWAP of the Company's shares over 14 consecutive days on which trades in the Company's shares are recorded meets or exceeds 2.4 cents. Tranche 3 was agreed to be cancelled during 2021.

## NOTES TO THE FINANCIAL STATEMENTS

For the year ended 31 December 2022

### 17. RESERVES

	Group	
	2022 \$	2021 \$
Share based payments reserve	1,255,926	652,722
Foreign currency translation reserve	4,747	4,747
	<b>1,260,673</b>	<b>657,469</b>
Opening balance	657,469	211,447
Movements during the year:		
Share based payments – performance rights	603,204	346,322
Share based payments – options issued	-	136,000
Performance rights achieved	-	(37,000)
Options issued	-	700
	<b>1,260,673</b>	<b>657,469</b>

#### Nature and purpose of reserves:

Share based payments reserve records the value of options and performance rights issued which have been taken to expenses.

Foreign currency translation reserve recognises exchange differences arising from translation of the financial statements of foreign operations to Australian dollars.

### 18. LOSS PER SHARE

	Group	
	2022 \$	2021 \$
Net loss	(1,675,163)	(1,512,352)
Calculation of basic and dilutive EPS – continued operations (cents)	(0.03)	(0.03)
Weighted average number of ordinary shares outstanding during the year used in calculation of basic and dilutive EPS	Number 5,302,227,197	Number 4,700,704,334

## NOTES TO THE FINANCIAL STATEMENTS

For the year ended 31 December 2022

### 19. CASH FLOW INFORMATION

Reconciliation of cash flow from operations with loss from continuing operations after income tax

	GROUP	
	2022	2021
	\$	\$
Loss after income tax	(1,675,163)	(1,512,352)
Non cash flows in loss:		
Share based payments	603,204	426,781
Depreciation	16,853	4,842
Changes in assets and liabilities:		
(Decrease)/increase in trade creditors and accruals	(46,786)	(456,847)
(Decrease)/increase in provisions	(9,610)	55,568
(Increase)/decrease in trade and other receivables	(14,572)	(3,996)
(Increase)/decrease in prepayments	(12,539)	(13,779)
<b>Cash flows used in operating activities</b>	<b>(1,138,613)</b>	<b>(1,499,783)</b>

For personal use only

## NOTES TO THE FINANCIAL STATEMENTS

For the year ended 31 December 2022

### 20. RELATED PARTY TRANSACTIONS

(a) Parent entity

Red Sky Energy Ltd is the parent entity.

(b) Subsidiaries

Interests in subsidiaries are set out in Note 11.

(c) Key management personnel

Disclosures in relation to key management personnel are set out in Note 21 and the Remuneration Report in the Directors' Report.

(d) Transactions with related parties

Directors and officers, or their personally-related entities, did not provide any services other than as disclosed in the Remuneration Report.

(e) Loans to/from related parties

Mr Andrew Knox provided an unsecured loan to the Group during the 2019 year. There was no repayment date and interest was charged at 10% per annum. The remaining balance owing of \$275,000 was repaid during the 2021 financial year.

Mr Andrew Knox provided an unsecured loan of \$57,000 to the Group during the 2020 year. There was no repayment date and interest was charged at 10% per annum. The remaining balance owing of \$9,000 was repaid during the 2021 financial year.

(f) Terms and conditions

All transactions were made on normal commercial terms and conditions and at market rates.

For personal use only

## NOTES TO THE FINANCIAL STATEMENTS

For the year ended 31 December 2022

### 21. KEY MANAGEMENT PERSONNEL DISCLOSURES

Details of the names and positions of key management personnel and their remuneration are provided in the remuneration report in the Directors' Report. Summary disclosures are as follows:

	Group	
	2022 \$	2021 \$
<b>Key Management Personnel Compensation</b>		
Short-term employee benefits	423,058	407,485
Post employment benefits	30,554	29,052
Share-based payments	489,194	273,412
<b>Total</b>	<b>942,806</b>	<b>709,949</b>

### 22. REMUNERATION OF AUDITORS

	GROUP	
	2022 \$	2021 \$
<b>Amounts received or due and receivable by RSM Australia Partners for:</b>		
Audit and audit review services	42,503	39,645

### 23. COMMITMENTS AND CONTINGENCIES

The consolidated entity has no commitments or contingencies.

### 24. EVENTS SUBSEQUENT TO BALANCE DATE

On 6 February 2023, the Company announced on the ASX the potential to receive future production revenue from the third quarter of 2023 following an agreement reached to proceed with the construction of a pipeline at the Innamincka project to connect into the Santos (ASX:STO) grid to the south of the Yarrow gas field.

No other matters or circumstances have arisen since 31 December 2022 that have significantly affected, or may significantly affect the group's operations, the results of those operations, or the group's state of affairs in future financial years.

## NOTES TO THE FINANCIAL STATEMENTS

For the year ended 31 December 2022

### 25. PARENT ENTITY DISCLOSURES

(a) Summary financial information

	Parent	
	2022	2021
	\$	\$
<b>Financial Position</b>		
<b>Assets</b>		
Current assets	4,310,955	7,111,923
Non-current assets	3,812,934	1,615,321
<b>Total assets</b>	<b>8,123,889</b>	<b>8,727,244</b>
<b>Liabilities</b>		
Current liabilities	231,223	287,619
Non-current liabilities	800,000	275,000
<b>Total liabilities</b>	<b>1,031,223</b>	<b>562,619</b>
<b>Net assets</b>	<b>7,092,666</b>	<b>8,164,625</b>
<b>Equity</b>		
Issued share capital	50,328,088	50,328,088
Share based payments reserve	1,260,673	652,722
Accumulated losses	(44,496,095)	(42,816,185)
<b>Total equity</b>	<b>7,092,666</b>	<b>8,164,625</b>
<b>Financial Performance</b>		
Loss for the year	(1,675,163)	(1,512,352)
Other comprehensive income	-	-
<b>Total comprehensive income</b>	<b>(1,675,163)</b>	<b>(1,512,352)</b>

(b) Guarantees

Red Sky Energy Limited has not entered into any guarantees in relation to the debts of its subsidiaries.

(c) Other Commitments and Contingencies

Red Sky Energy Limited has no commitments to acquire property, plant and equipment, and has no contingent liabilities.

## DIRECTORS' DECLARATION


In the directors' opinion:

- the attached financial statements and notes comply with the Corporations Act 2001, Australian Accounting Standards, the Corporations Regulations 2001 and other mandatory professional reporting requirements;
- the attached financial statements and notes comply with International Financial Reporting Standards as issued by the International Accounting Standards Board as described in note 1 to the financial statements;
- the attached financial statements and notes give a true and fair view of the consolidated entity's financial position as at 31 December 2022 and of its performance for the financial year ended on that date; and
- there are reasonable grounds to believe that the company will be able to pay its debts as and when they become due and payable.

The directors have been given the declarations required by section 295A of the Corporations Act 2001.

Signed in accordance with a resolution of directors made pursuant to section 295(5)(a) of the Corporations Act 2001.

On behalf of the directors:



Andrew Knox  
Managing Director

Melbourne, Victoria  
23 March 2023

For personal use only

**RSM Australia Partners**

Level 21, 55 Collins Street Melbourne VIC 3000  
PO Box 248 Collins Street West VIC 8007

T +61(0) 3 9286 8000  
F +61(0) 3 9286 8199

[www.rsm.com.au](http://www.rsm.com.au)

**INDEPENDENT AUDITOR'S REPORT**  
**To the Members of Red Sky Energy Limited**

**Opinion**

We have audited the financial report of Red Sky Energy Limited ('the Company') and its subsidiaries (together 'the Group'), which comprises the consolidated statement of financial position as at 31 December 2022, the consolidated statement of profit or loss and other comprehensive income, the consolidated statement of changes in equity and the consolidated statement of cash flows for the financial year then ended, and notes to the financial statements, including a summary of significant accounting policies, and the directors' declaration.

In our opinion, the accompanying financial report of the Group is in accordance with the *Corporations Act 2001*, including:

- (i) giving a true and fair view of the Group's financial position as at 31 December 2022 and of its financial performance for the year then ended; and
- (ii) complying with Australian Accounting Standards and the Corporations Regulations 2001.

**Basis for Opinion**

We conducted our audit in accordance with Australian Auditing Standards. Our responsibilities under those standards are further described in the Auditor's Responsibilities for the Audit of the Financial Report section of our report. We are independent of the Group in accordance with the auditor independence requirements of the *Corporations Act 2001* and the ethical requirements of the Accounting Professional and Ethical Standards Board's APES 110 *Code of Ethics for Professional Accountants* (the Code) that are relevant to our audit of the financial report in Australia. We have also fulfilled our other ethical responsibilities in accordance with the Code.

We confirm that the independence declaration required by the *Corporations Act 2001*, which has been given to the directors of the Company, would be in the same terms if given to the directors as at the time of this auditor's report.

We believe that the audit evidence we have obtained is sufficient and appropriate to provide a basis for our opinion.

**THE POWER OF BEING UNDERSTOOD**  
**AUDIT | TAX | CONSULTING**

RSM Australia Partners is a member of the RSM network and trades as RSM. RSM is the trading name used by the members of the RSM network. Each member of the RSM network is an independent accounting and consulting firm which practices in its own right. The RSM network is not itself a separate legal entity in any jurisdiction.

RSM Australia Partners ABN 36 965 185 036

Liability limited by a scheme approved under Professional Standards Legislation



## Key Audit Matters

Key audit matters are those matters that, in our professional judgement, were of most significance in our audit of the financial report of the current period. These matters were addressed in the context of our audit of the financial report as a whole, and in forming our opinion thereon, and we do not provide a separate opinion on these matters.

Key Audit Matter	How our audit addressed this matter
<b>Carrying value of Exploration and evaluation assets</b> Refer to Note 13 to the financial statements	
<p>As at 31 December 2022, the carrying value of the Group capitalised Exploration and evaluation assets amounted to \$2,738,031 (approx. 34% of the Group's total assets). We assessed this to be a Key Audit Matter because of the material of the balance at the reporting date and due to the significant management judgment involved in assessing the carrying value in accordance with <i>AASB 6 Exploration for and Evaluation of Mineral Resources</i>, including:</p> <ul style="list-style-type: none"> <li>Assessing whether the capitalised exploration expenditure meets the criteria of being capitalised in accordance with AASB 6; and</li> <li>Assessing whether any indicators of impairment are present, and if so, to quantify any impairment loss.</li> </ul>	<p>Our audit procedures in relation to the carrying value of Exploration and evaluation assets included:</p> <ul style="list-style-type: none"> <li>Reviewing the Group's accounting policy and criteria recognition of capitalisation of exploration expenditure and assessed whether it is in line with AASB 6;</li> <li>Agreeing a sample of the additions to capitalised Exploration and evaluation asset during the year to supporting documentation, and ensuring that these meet the Group's accounting policy;</li> <li>Reviewing management's assessment of impairment indicators, including assessing the reasonableness of their conclusions; and</li> <li>Ensuring that the right to tenure of the areas of interest was current through confirmation with the relevant government departments.</li> </ul>

## Other Information

The directors are responsible for the other information. The other information comprises the information included in the Company's annual report for the year ended 31 December 2022; but does not include the financial report and the auditor's report thereon.

Our opinion on the financial report does not cover the other information and accordingly we do not express any form of assurance conclusion thereon.

In connection with our audit of the financial report, our responsibility is to read the other information and, in doing so, consider whether the other information is materially inconsistent with the financial report or our knowledge obtained in the audit or otherwise appears to be materially misstated.

If, based on the work we have performed, we conclude that there is a material misstatement of this other information, we are required to report that fact. We have nothing to report in this regard.

### **Responsibilities of the Directors for the Financial Report**

The directors of the Company are responsible for the preparation of the financial report that gives a true and fair view in accordance with Australian Accounting Standards and the *Corporations Act 2001* and for such internal control as the directors determine is necessary to enable the preparation of the financial report that gives a true and fair view and is free from material misstatement, whether due to fraud or error.

In preparing the financial report, the directors are responsible for assessing the ability of the Group to continue as a going concern, disclosing, as applicable, matters related to going concern and using the going concern basis of accounting unless the directors either intend to liquidate the Group or to cease operations, or have no realistic alternative but to do so.

### **Auditor's Responsibilities for the Audit of the Financial Report**

Our objectives are to obtain reasonable assurance about whether the financial report as a whole is free from material misstatement, whether due to fraud or error, and to issue an auditor's report that includes our opinion. Reasonable assurance is a high level of assurance, but is not a guarantee that an audit conducted in accordance with the Australian Auditing Standards will always detect a material misstatement when it exists. Misstatements can arise from fraud or error and are considered material if, individually or in the aggregate, they could reasonably be expected to influence the economic decisions of users taken on the basis of this financial report.

A further description of our responsibilities for the audit of the financial report is located at the Auditing and Assurance Standards Board website at: [http://www.auasb.gov.au/auditors\\_responsibilities/ar2.pdf](http://www.auasb.gov.au/auditors_responsibilities/ar2.pdf). This description forms part of our auditor's report.

### **Report on the Remuneration Report**

#### *Opinion on the Remuneration Report*

We have audited the Remuneration Report included in pages 14 to 18 of the directors' report for the year ended 31 December 2022.

In our opinion, the Remuneration Report of Red Sky Energy Limited for the year ended 31 December 2022, complies with section 300A of the *Corporations Act 2001*.

#### *Responsibilities*

The directors of the Company are responsible for the preparation and presentation of the Remuneration Report in accordance with section 300A of the *Corporations Act 2001*. Our responsibility is to express an opinion on the Remuneration Report, based on our audit conducted in accordance with Australian Auditing Standards.



**RSM AUSTRALIA PARTNERS**



**R J MORILLO MALDONADO**  
Partner

Dated: 23 March 2023  
Melbourne, Victoria

## SHAREHOLDER INFORMATION

### TWENTY LARGEST SHAREHOLDERS

SHAREHOLDERS (Fully Paid Ordinary) 15 March 2023

	NUMBER OF SHARES	Percentage
MR GEORGE SPIROS PAPACONSTANTINOS	136,025,500	2.57
ABBACUS ENTERPRISES PTY LTD	135,067,222	2.55
MR CUNTONG CHENG	101,000,000	1.90
SLADE TECHNOLOGIES PTY LTD	75,125,000	1.42
NESTOR FAMILY SUPERANNUATION PTY LTD	70,000,000	1.32
NORTHERN STAR NOMINEES PTY LTD	66,646,111	1.26
CITICORP NOMINEES PTY LTD	66,411,486	1.25
MJG APEXN PTY LTD	63,073,638	1.19
P & J BUTTIGEG NOMINEES PTY LTD	50,000,000	0.94
MR GREGORY JAMES SERATO	49,000,000	0.92
MR MICHAEL HOUGH	45,200,000	0.85
BNP PARIBAS NOMINEES PTY LTD	43,994,049	0.83
MR CRAIG GRAEME CHAPMAN	41,000,000	0.77
MR WILLIAM ROBERT LODWICK	37,800,000	0.71
MR MAVRODIS NESTOR	35,000,000	0.66
MR DAMIAN ARTHUR FURNELL	34,934,881	0.66
MR CHUONG HUYNH	34,166,666	0.64
MR SEONG YUN KANG	32,074,331	0.60
MR IAN JEFFREY FINLAYSON + MRS THERESA SIMONE FINLAYSON	30,169,043	0.57
BIT NOMINEES PTY LTD	30,000,000	0.57
TOP 20 SHAREHOLDERS	<b>1,176,687,927</b>	<b>22.19</b>
<b>TOTAL ISSUED SHARES</b>	<b>5,302,227,197</b>	<b>100.00</b>

Distribution schedule of the number of fully paid ordinary shareholders in each class of equity security as at 15 March 2023.

By Class	Holder of Ordinary shares	Number of Ordinary shares	Percentage
1 – 1,000	608	290,107	0.01
1,001 - 5,000	597	1,517,441	0.03
5,001 – 10,000	196	1,531,115	0.03
10,001 – 100,000	1,904	116,748,001	2.20
100,001 and over	3,550	5,182,140,533	97.74
<b>Totals</b>	<b>6,855</b>	<b>5,302,227,197</b>	<b>100 %</b>

## ADDITIONAL SHAREHOLDER INFORMATION

### A. CORPORATE GOVERNANCE

Refer to the Company's Corporate Governance Statement at [www.redskyenergy.com.au](http://www.redskyenergy.com.au)

### B. SHAREHOLDING

#### 1. Substantial Shareholders

There are no substantial shareholders.

#### 2. Unquoted Securities

There are no unlisted Options present.

#### 3. Number of holders in each class of equity securities and the voting rights attached.

At the general meeting, every ROG shareholder present in person or by proxy, representative or attorney has one vote on a show of hands and on a poll, one vote for each share (which is fully paid). There are 6,855 holders of fully paid ordinary shares.

#### 4. Marketable parcel

There were 2,969 Shareholders with less than a marketable parcel as at 15 March 2023.

### C. EXPLORATION PROJECTS

#### 1. Australian interests

Project		Interest owned %
Innamincka Dome, South Australia	PRL 14	100.00 *
Innamincka Dome, South Australia	PRL 17	100.00 *
Innamincka Dome, South Australia	PRL 18	100.00 *
Innamincka Dome, South Australia	PRL 180	100.00 *
Innamincka Dome, South Australia	PRL 181	100.00 *
Innamincka Dome, South Australia	PRL 182	100.00 *
Killanoola, South Australia	PRL 13	100.00

\* Santos to earn an 80% interest and operatorship.

#### 2. United States interests

Project		Interest owned %
Gold Nugget Gas Prospect (GN 1-23)	Fremont County, Wyoming	70.00 *

\* 70% interest with an entitlement to 50% of profits from GN 1-23 until final payment of the further US\$450,000 cash component of the purchase price. The vendors 30% retained interest will be transferred to Red Sky upon the remaining payment of US\$450,000 to be satisfied from profits of the well.

For personal use only

#### D. OTHER DETAILS

##### 1. Company Secretaries

Mr Adrien Wing  
Ms Pauline Moffatt

##### 2. Address and telephone details of the entity's registered and administrative office

The address and telephone details of the registered and administrative office:

Level 2, 480 Collins Street  
Melbourne VIC 3000

Telephone: + (61) 03 9614 0600  
Facsimile: + (61) 03 9614 0550

##### 3. Address and telephone details of the office at which a register of securities is kept

The address and telephone number of the office at which a registry of securities is kept:

Advanced Share Registry  
110 Stirling Highway  
Nedlands WA 6009

Telephone: + (61) 08 9389 8033  
Facsimile: + (61) 08 9262 3723

##### 4. Stock exchange on which the Company's securities are quoted

The Company's listed equity securities are quoted on the Australian Stock Exchange.

##### 5. Restricted Securities

The Company has no restricted securities on issue.

For personal use only