Announcement

Friday 13th January 2023

Next Phase of Copper-Gold Growth Begins

Drilling Underway Across Major Extension to Cortadera

Hot Chili Limited (ASX: HCH) (TSXV:HCH) (OTCQX: HHLKF) ("Hot Chili" or "Company") is pleased to announce that drilling has commenced across the recently secured western extension to the Cortadera copper-gold discovery, the centrepiece of the Company's low-altitude, Costa Fuego senior copper development in Chile.

One diamond drill rig (operating on a double-shift basis) and one reverse circulation drill rig (operating on a single-shift basis) are in operation, testing the potential for Cortadera to host a much larger copper porphyry cluster than currently defined.

The initial programme, comprising approximately 10,000m of drilling, will test four porphyry targets (including three targets on the recently optioned AMSA landholding) added to Cortadera through successful consolidation efforts announced in late November 2022.

Importantly, Hot Chili has more than doubled the prospective strike length of the discovery from 2.3km to 5.2km (as outlined in figure 3), increasing the near term, material resource growth potential for Hot Chili.

Cortadera's current Indicated resource of 471Mt grading 0.46% CuEq for 1.7Mt copper and 1.8Moz gold and Inferred resource of 108Mt grading 0.35% CuEq for an additional 0.3Mt copper and 0.3Moz gold (ASX announcement dated 31st March 2022) is contained within three porphyry centres.

Both drill rigs are currently drilling Cortadera's potential fourth porphyry (Cuerpo 4), where previous historical drilling had intersected encouraging shallow copper-gold porphyry mineralisation, including COR-03 which recorded 128m grading 0.5% CuEq (0.4% Cu & 0.1g/t Au) from 28m downhole depth, including 16m grading 1.3% CuEq (1% Cu & 0.5g/t Au) from 28m (as announced to ASX and TSXV on 28th November 2022).

For personal use only

The Company is well funded to complete its planned drilling and deliver its next set of key growth and development milestones for Costa Fuego this year, including: a Preliminary Economic Assessment (PEA) in H1; and a resource upgrade in H2.

This next growth phase provides an opportunity to optimise and potentially up-scale Costa Fuego's future annual metal production rates, currently being studied at up to 100kt Cu and up to 70koz Au for a +20-year life of mine.

The Company plans to deliver Costa Fuego's Pre-feasibility Study (PFS) in H1 2024 and remains on-track as one of only a few near-term production projects in the world capable of producing +100 ktpa Cu in the next five years, while also boasting low capital intensity and strong ESG credentials.

The Directors look forward to an exciting period of news flow and results from drilling activities at Cortadera this year.

This announcement is authorised by the Board of Directors for release to ASX and TSX.

For more information please contact:

Christian Easterday	+61 8 9315 9009
Managing Director – Hot Chili	admin@hotchili.net.au
Penelope Beattie	+61 8 9315 9009
Company Secretary – Hot Chili	admin@hotchili.net.au
ASX Investor	
Investor & Public Relations (Australia)	eliza@asxinvestor.com.au
Harbor Access	Graham.Farrell@harbor-access.com
Investor & Public Relations (Canada)	jonathan.paterson@harbor-access.com

or visit Hot Chili's website at www.hotchili.net.au

For personal use only

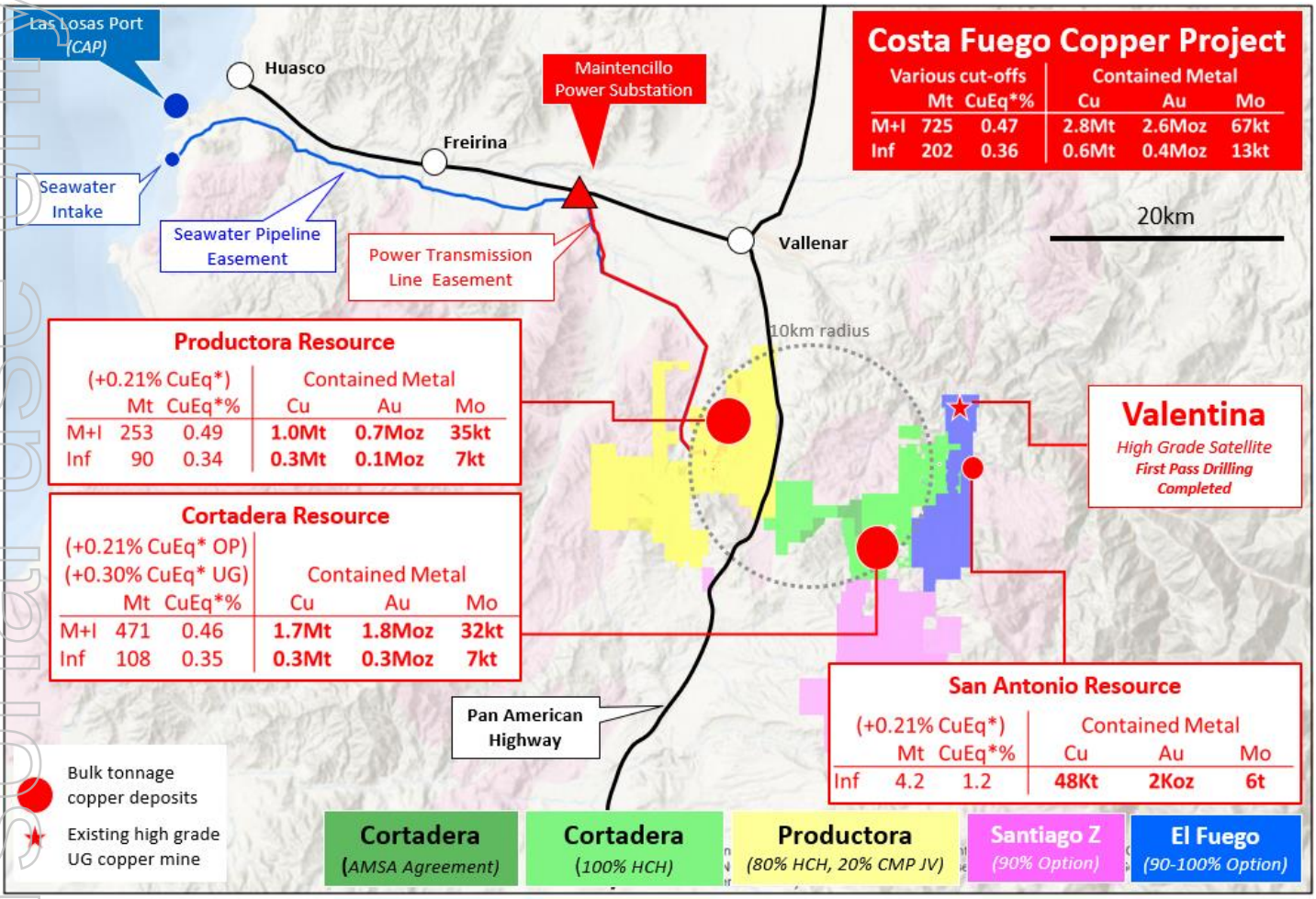

Figure 1. Location of Cortadera, Productora, San Antonio, Valentina and nearby coastal range infrastructure of Hot Chili's combined Costa Fuego copper-gold project, located 600km north of Santiago in Chile.

** Copper Equivalent (CuEq) reported for the resource were calculated using the following formula: CuEq% = ((Cu% × Cu price 1% per tonne × Cu_recovery) + (Mo ppm × Mo price per g/t × Mo_recovery) + (Au ppm × Au price per g/t × Au_recovery) + (Ag ppm × Ag price per g/t × Ag_recovery)) / (Cu price 1% per tonne × Cu_recovery).*

The Metal Prices applied in the CuEq calculation were: Cu=3.00 USD/lb, Au=1,700 USD/oz, Mo=14 USD/lb, and Ag=20 USD/oz. Metallurgical recovery averages for each deposit consider Indicated + Inferred material and are weighted to combine sulphide flotation and oxide leaching performance. The recovery and copper equivalent formula for each deposit is:

Cortadera and San Antonio – Weighted recoveries of 82% Cu, 55% Au, 82% Mo and 37% Ag.
CuEq(%) = Cu(%) + 0.56 x Au(g/t) + 0.00046 x Mo(ppm) + 0.0043 x Ag(g/t)

Productora – Weighted recoveries of 84% Cu, 47% Au, 47% Mo and 0% Ag (not reported)
CuEq(%) = Cu(%) + 0.46 x Au(g/t) + 0.00026 x Mo(ppm)

Costa Fuego – Weighted recoveries of 83% Cu, 53% Au, 69% Mo and 23% Ag
CuEq(%) = Cu(%) + 0.52 x Au(g/t) + 0.00039 x Mo(ppm) + 0.0027 x Ag(g/t)

*** Reported on a 100% Basis - combining Mineral Resource Estimates for the Cortadera, Productora and San Antonio deposits. Figures are rounded, reported to appropriate significant figures, and reported in accordance with the JORC Code, CIM and NI 43-101. Metal rounded to nearest thousand, or if less, to the nearest hundred.*

Total Resource reported at +0.21% CuEq for open pit and +0.30% CuEq for underground.

For personal use only

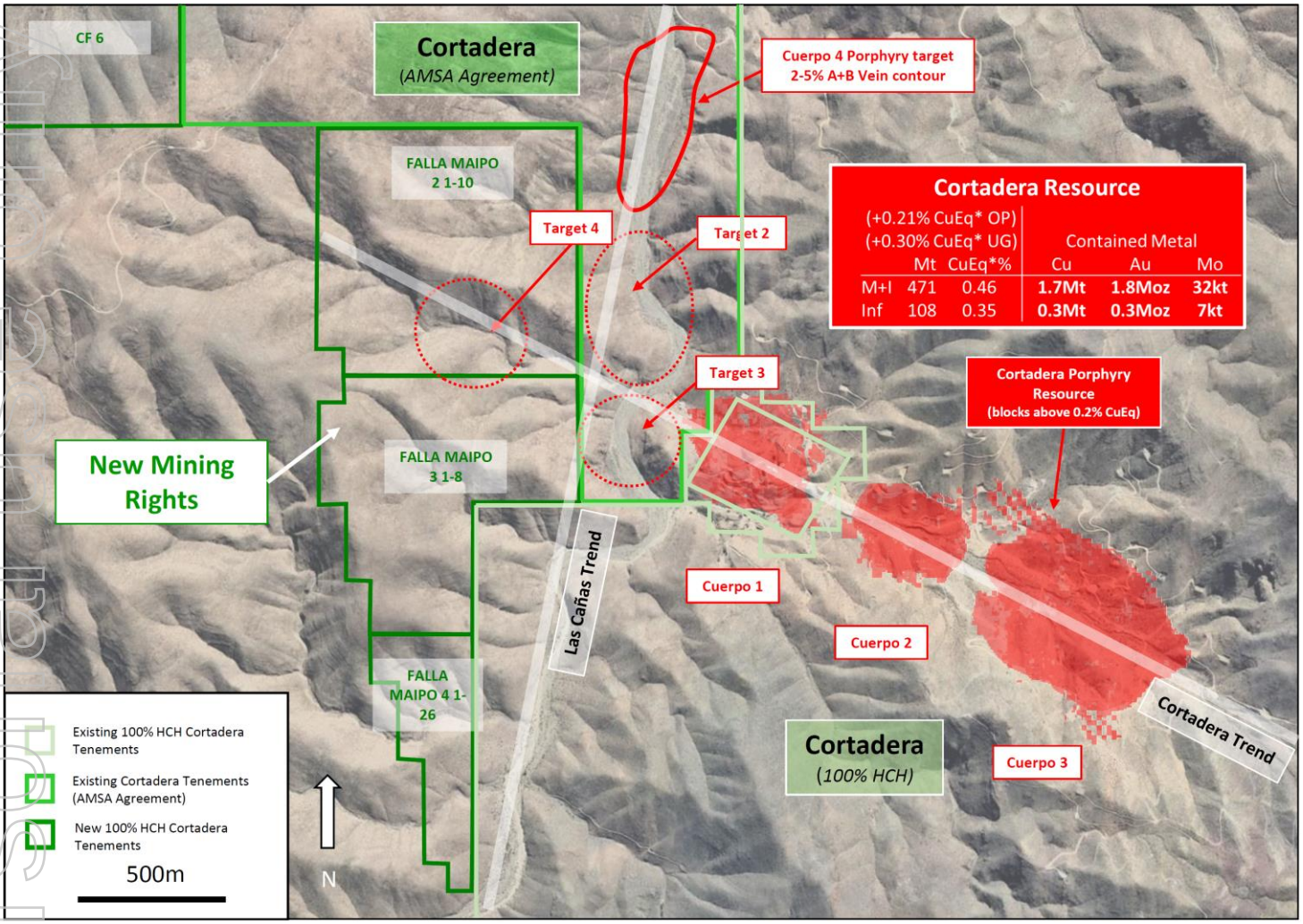

Figure 2. Location of Cuerpo 4 and other immediate porphyry targets within the AMSA landholding and new landholding acquired through public auction, lying immediately west of the Cortadera resource. A 10,000m drill programme is underway targeting all four targets, including Cuerpo 4. See announcement "Further Consolidation of Cortadera" dated 30th Nov 2022 for Table 1 details relating to this figure.

For personal use only

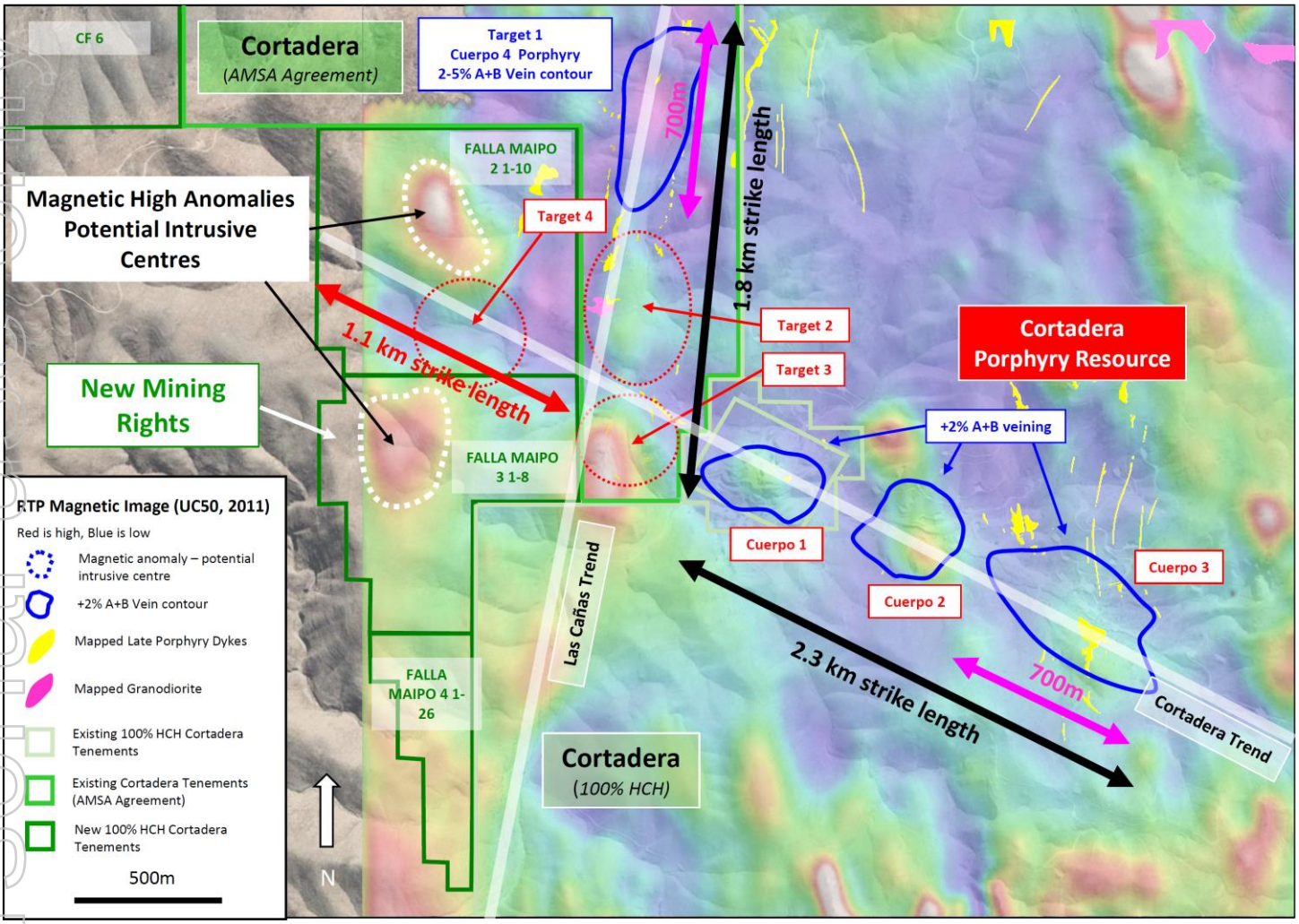

Figure 3. Location of Cuerpo 4 and other immediate porphyry targets within the AMSA landholding and new landholding acquired through public auction, lying immediately west of the Cortadera resource. Note magnetic (RTP magnetics image – blue is low, red is high) signature of the Cortadera deposit window in relation to A+B vein contours and late stage porphyry dykes. Subtle de-magnetised anomalies along the main mineralising trends (Las Canas and Cortadera) are of particular interest given the magnetic signatures of Cortadera's three porphyry centres. See announcement "Further Consolidation of Cortadera" dated 30th Nov 2022 for Table 1 details relating to this figure.

For personal use only

Qualifying Statements

Costa Fuego Combined Mineral Resource (Reported 31st March 2022)

Costa Fuego OP Resource		Grade					Contained Metal				
Classification (+0.21% CuEq*)	Tonnes (Mt)	CuEq (%)	Cu (%)	Au (g/t)	Ag (g/t)	Mo (ppm)	Copper Eq (tonnes)	Copper (tonnes)	Gold (ounces)	Silver (ounces)	Molybdenum (tonnes)
Indicated	576	0.46	0.37	0.10	0.37	91	2,658,000	2,145,000	1,929,000	6,808,000	52,200
M+I Total	**576**	**0.46**	**0.37**	**0.10**	**0.37**	**91**	**2,658,000**	**2,145,000**	**1,929,000**	**6,808,000**	**52,200**
Inferred	**147**	**0.35**	**0.30**	**0.05**	**0.23**	**68**	**520,000**	**436,000**	**220,000**	**1,062,000**	**10,000**

Costa Fuego UG Resource		Grade					Contained Metal				
Classification (+0.30% CuEq*)	Tonnes (Mt)	CuEq (%)	Cu (%)	Au (g/t)	Ag (g/t)	Mo (ppm)	Copper Eq (tonnes)	Copper (tonnes)	Gold (ounces)	Silver (ounces)	Molybdenum (tonnes)
Indicated	148	0.51	0.39	0.12	0.78	102	750,000	578,000	559,000	3,702,000	15,000
M+I Total	**148**	**0.51**	**0.39**	**0.12**	**0.78**	**102**	**750,000**	**578,000**	**559,000**	**3,702,000**	**15,000**
Inferred	**56**	**0.38**	**0.30**	**0.08**	**0.54**	**61**	**211,000**	**170,000**	**139,000**	**971,000**	**3,400**

Costa Fuego Total Resource		Grade					Contained Metal				
Classification	Tonnes (Mt)	CuEq (%)	Cu (%)	Au (g/t)	Ag (g/t)	Mo (ppm)	Copper Eq (tonnes)	Copper (tonnes)	Gold (ounces)	Silver (ounces)	Molybdenum (tonnes)
Indicated	725	0.47	0.38	0.11	0.45	93	3,408,000	2,755,000	2,564,000	10,489,000	67,400
M+I Total	**725**	**0.47**	**0.38**	**0.11**	**0.45**	**93**	**3,408,000**	**2,755,000**	**2,564,000**	**10,489,000**	**67,400**
Inferred	**202**	**0.36**	**0.30**	**0.06**	**0.31**	**66**	**731,000**	**605,000**	**359,000**	**2,032,000**	**13,400**

Refer to ASX Announcement "Hot Chili Delivers Next Level of Growth" (31st March 2022) for JORC Code Table 1 information related to the Costa Fuego JORC-compliant Mineral Resource Estimate (MRE) by Competent Person Elizabeth Haren, constituting the MREs of Cortadera, Productora and San Antonio (which combine to form Costa Fuego).

** Copper Equivalent (CuEq) reported for the resource were calculated using the following formula: CuEq% = ((Cu% × Cu price 1% per tonne × Cu_recovery) + (Mo ppm × Mo price per g/t × Mo_recovery) + (Au ppm × Au price per g/t × Au_recovery) + (Ag ppm × Ag price per g/t × Ag_recovery)) / (Cu price 1% per tonne × Cu_recovery).*

The Metal Prices applied in the CuEq calculation were: Cu=3.00 USD/lb, Au=1,700 USD/oz, Mo=14 USD/lb, and Ag=20 USD/oz. Metallurgical recovery averages for each deposit consider Indicated + Inferred material and are weighted to combine sulphide flotation and oxide leaching performance. The recovery and copper equivalent formula for each deposit is:

Cortadera and San Antonio – Weighted recoveries of 82% Cu, 55% Au, 82% Mo and 37% Ag.

CuEq(%) = Cu(%) + 0.56 x Au(g/t) + 0.00046 x Mo(ppm) + 0.0043 x Ag(g/t)

Productora – Weighted recoveries of 84% Cu, 47% Au, 47% Mo and 0% Ag (not reported)

CuEq(%) = Cu(%) + 0.46 x Au(g/t) + 0.00026 x Mo(ppm)

Costa Fuego – Weighted recoveries of 83% Cu, 53% Au, 69% Mo and 23% Ag

CuEq(%) = Cu(%) + 0.52 x Au(g/t) + 0.00039 x Mo(ppm) + 0.0027 x Ag(g/t)

*** Reported on a 100% Basis - combining Mineral Resource Estimates for the Cortadera, Productora and San Antonio deposits. Figures are rounded, reported to appropriate significant figures, and reported in accordance with the JORC Code, CIM and NI 43-101. Metal rounded to nearest thousand, or if less, to the nearest hundred.*

Total Resource reported at +0.21% CuEq for open pit and +0.30% CuEq for underground.

*** Note: Silver (Ag) is only present within the Cortadera Mineral Resource estimate*

For personal use only

Competent Person's Statement- Exploration Results

Exploration information in this Announcement is based upon work compiled by Mr Christian Easterday, the Managing Director and a full-time employee of Hot Chili Limited whom is a Member of the Australasian Institute of Geoscientists (AIG). Mr Easterday has sufficient experience that is relevant to the style of mineralisation and type of deposit under consideration and to the activity which he is undertaking to qualify as a 'Competent Person' as defined in the 2012 Edition of the 'Australasian Code for Reporting of Exploration Results, Mineral Resources and Ore Reserves' (JORC Code). Mr Easterday consents to the inclusion in the report of the matters based on their information in the form and context in which it appears.

Competent Person's Statement- Costa Fuego Mineral Resources

The information in this report that relates to Mineral Resources for Cortadera, Productora and San Antonio which constitute the combined Costa Fuego Project is based on information compiled by Ms Elizabeth Haren, a Competent Person who is a Member and Chartered Professional of The Australasian Institute of Mining and Metallurgy and a Member of the Australian Institute of Geoscientists. Ms Haren is a full-time employee of Haren Consulting Pty Ltd and an independent consultant to Hot Chili. Ms Haren has sufficient experience, which is relevant to the style of mineralisation and types of deposits under consideration and to the activities undertaken, to qualify as a Competent Person as defined in the 2012 Edition of the 'Australasian Code of Reporting of Exploration Results, Mineral Resources and Ore Reserves'. Ms Haren consents to the inclusion in the report of the matters based on her information in the form and context in which it appears. For further information on the Costa Fuego Project, refer to the technical report titled "Resource Report for the Costa Fuego Technical Report", dated December 13, 2021, which is available for review under Hot Chili's profile at www.sedar.com.

Reporting of Copper Equivalent

Copper Equivalent (CuEq) reported for the resource were calculated using the following formula: CuEq% = ((Cu% × Cu price 1% per tonne × Cu_recovery) + (Mo ppm × Mo price per g/t × Mo_recovery) + (Au ppm × Au price per g/t × Au_recovery) + (Ag ppm × Ag price per g/t × Ag_recovery)) / (Cu price 1% per tonne × Cu_recovery). The Metal Prices applied in the CuEq calculation were: Cu=3.00 USD/lb, Au=1,700 USD/oz, Mo=14 USD/lb, and Ag=20 USD/oz. Metallurgical recovery averages for each deposit consider Indicated + Inferred material and are weighted to combine sulphide flotation and oxide leaching performance. The recovery and copper equivalent formula for each deposit is:

Cortadera and San Antonio – Weighted recoveries of 82% Cu, 55% Au, 82% Mo and 37% Ag.
CuEq(%) = Cu(%) + 0.56 x Au(g/t) + 0.00046 x Mo(ppm) + 0.0043 x Ag(g/t)

Productora – Weighted recoveries of 84% Cu, 47% Au, 47% Mo and 0% Ag (not reported)
CuEq(%) = Cu(%) + 0.46 x Au(g/t) + 0.00026 x Mo(ppm)

Costa Fuego – Weighted recoveries of 83% Cu, 53% Au, 69% Mo and 23% Ag
CuEq(%) = Cu(%) + 0.52 x Au(g/t) + 0.00039 x Mo(ppm) + 0.0027 x Ag(g/t)

Forward Looking Statements

This Announcement is provided on the basis that neither the Company nor its representatives make any warranty (express or implied) as to the accuracy, reliability, relevance or completeness of the material contained in the Announcement and nothing contained in the Announcement is, or may be relied upon as a promise, representation or warranty, whether as to the past or the future. The Company hereby excludes all warranties that can be excluded by law. The Announcement contains material which is predictive in nature and may be affected by inaccurate assumptions or by known and unknown risks and uncertainties and may differ materially from results ultimately achieved.

The Announcement contains "forward-looking statements". All statements other than those of historical facts included in the Announcement are forward-looking statements including estimates of Mineral Resources. However, forward-looking statements are subject to risks, uncertainties and other factors, which could cause actual results to differ materially from future results expressed, projected or implied by such forward-looking statements. Such risks include, but are not limited to, copper, gold and other metals price volatility, currency fluctuations, increased production costs and variances in ore grade recovery rates from those assumed in mining plans, as well as political and operational risks and governmental regulation and judicial outcomes. The Company does not undertake any obligation to release publicly any revisions to any "forward-looking statement" to reflect events or circumstances after the date of the Announcement, or to reflect the occurrence of unanticipated events, except as may be required under applicable securities laws. All persons should consider seeking appropriate professional advice in reviewing the Announcement and all other information with respect to the Company and evaluating the business, financial performance and operations of the Company. Neither the provision of the Announcement nor any information contained in the Announcement or subsequently communicated to any person in connection with the Announcement is, or should be taken as, constituting the giving of investment advice to any person

Disclaimer

Neither the TSX Venture Exchange nor its Regulation Services Provider (as that term is defined in the policies of the TSX Venture Exchange) accepts responsibility for the adequacy or accuracy of this news relea

For personal use only