30 November 2022 ABN 39 077 435 520

For personal use only

Havilah Resources Limited (**Havilah** or the **Company**) (**ASX: HAV**) is pleased to present its Activity Report for the 3 months ended 31 October 2022 (quarter).

Significant Events for the Quarter

- At the general meeting of shareholders held on 31 August 2022, the Board sought and obtained Havilah shareholder approval of the Proposed Transaction and disposal of interest in the Kalkaroo copper-gold-cobalt project in accordance with the Kalkaroo Transaction. The resolution received a 99.78% vote (cast on a poll) in favour.
- The full form definitive agreements executed with OZ Minerals Limited (**ASX: OZL**) on 25 July 2022, that covers all aspects of the Approved Transaction, became effective on 31 August 2022.
- On 20 September 2022 Havilah received from OZ Exploration Pty Ltd (a wholly owned subsidiary of OZ Minerals Limited) the first 3 months of funding under the Strategic Alliance agreement that was signed on 25 July 2022, paid as a lump sum of $3,000,000.
- Study and site works commenced on the Kalkaroo project by OZ Exploration.
- Preparatory activities for the Curnamona Province Strategic Alliance exploration drilling program.
- Resource expansion drilling program at the Mutooroo deposit continued to intersect copper-cobalt massive sulphide lodes largely where expected.
- Persistent heavy rainfall in northeastern South Australia delayed movement of heavy equipment and personnel to and around site (including at Kalkaroo and the Mutooroo Project Area).
- Release of Havilah's 2022 Annual Report to shareholders, highlighting many significant achievements over the financial year.
- Subsequent to the end of the quarter, Havilah advised that its Annual General Meeting will be held in Adelaide on Friday 16 December 2022.

Advanced Project Activities

Kalkaroo Copper-Gold-Cobalt Project (HAV 100% ownership – OZ Exploration Kalkaroo Option)

On 16 May 2022 Havilah signed a conditional binding Terms Sheet with OZ Minerals Limited and OZ Exploration relating to a Proposed Transaction comprising the key elements of the grant of an option to OZ Exploration to purchase the Kalkaroo copper-gold-cobalt project and a strategic alliance to explore for copper in Havilah's extensive tenement holding in the Curnamona Province of northeastern South Australia (refer to ASX announcement of 17 May 2022). The Mutooroo copper-cobalt-gold project and the associated surrounding tenements are excluded from the Curnamona Province Strategic Alliance, as are Havilah's iron ore and uranium interests.

The remaining outstanding condition precedent as at 31 July 2022 for the Proposed Transaction to proceed was approval of the Kalkaroo Transaction by Havilah shareholders. Accordingly, a general meeting of Havilah shareholders was called for 31 August 2022 and associated Notice of Meeting documents prepared (refer to ASX announcement of 29 July 2022). The Independent Expert's Report had concluded that the Kalkaroo Transaction was fair and reasonable to, and in the best interests of, shareholders in the absence of a superior offer (refer to Schedule 4 of the Explanatory Memorandum attached to the above Notice of Meeting).

At the general meeting of shareholders held on 31 August 2022, Havilah shareholders overwhelmingly approved the Proposed Transaction and disposal of interest in the Kalkaroo copper-gold-cobalt project in accordance with the Kalkaroo Transaction. The resolution received a 99.78% vote (cast on a poll) in favour.

The full form definitive agreements executed with OZ Exploration on 25 July 2022 (refer to ASX announcement of 26 July 2022), that covers all aspects of the Approved Transaction, became effective on 31 August 2022.

For personal use only

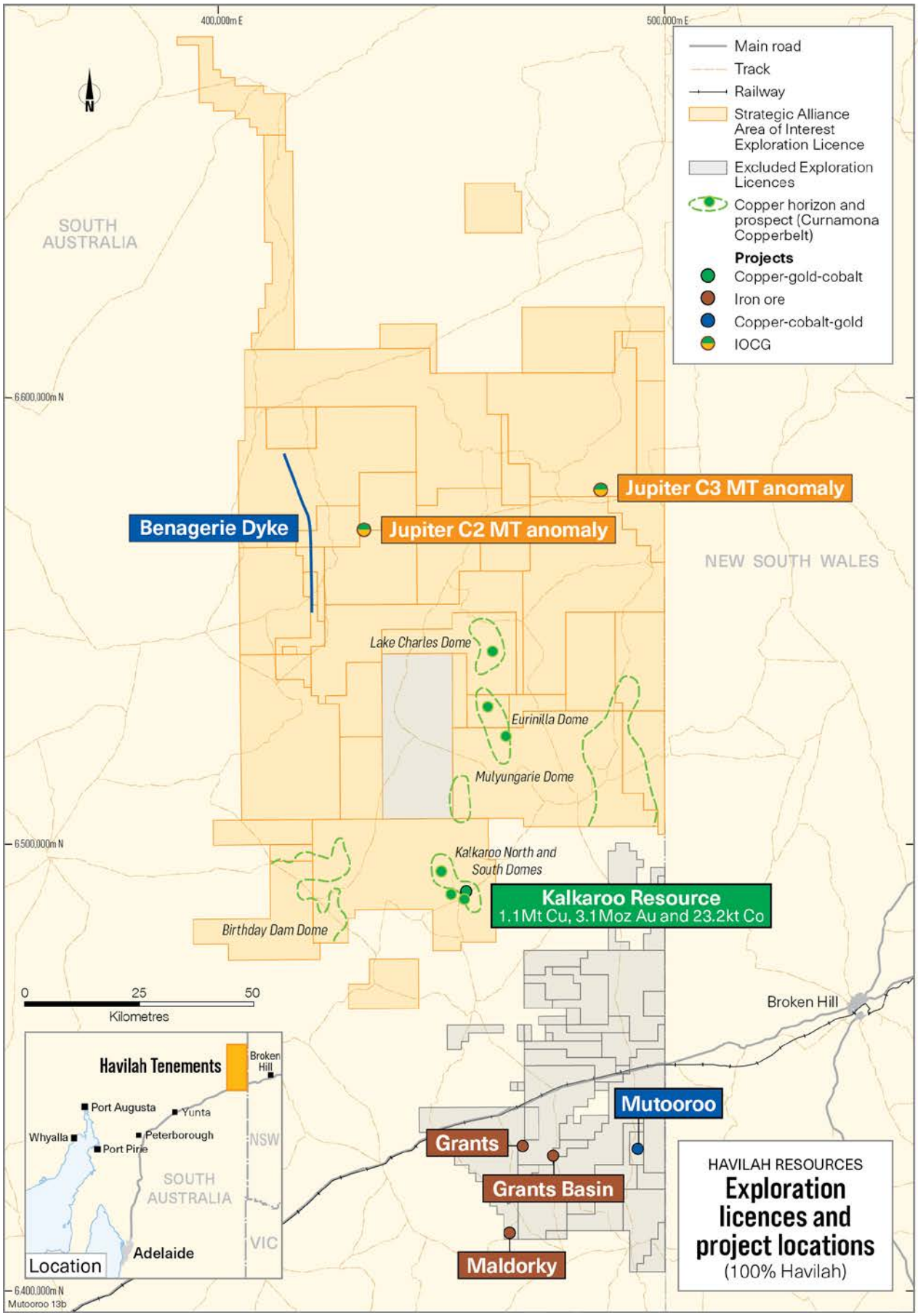

Figure 1 *Havilah's deposit, prospect and tenement portfolio in northeastern South Australia, near Broken Hill, including the location of the Kalkaroo copper-gold-cobalt project and Curnamona Province Strategic Alliance Area of Interest exploration licences.*

During the 18 month Kalkaroo Option period, OZ Exploration plans to undertake and sole fund a study and work program on the Kalkaroo Tenements (granted Mining Leases and Miscellaneous Purposes Licences) with the aim of progressing and completing an update to the current Kalkaroo project pre-feasibility study. The results of the study and work program will assist OZ Exploration in determining whether to exercise the Kalkaroo Option during the 18 month Kalkaroo Option period. If exercised, OZ Exploration would proceed with the purchase of 100% of the Kalkaroo copper-gold-cobalt project for a consideration payable to the Group of a cash payment of $205,000,000 at completion, and contingent consideration up to a maximum of $200,000,000 subject to the satisfaction of the relevant milestones.

OZ Exploration may elect to not exercise the Kalkaroo Option at any time during the 18 month Kalkaroo Option period provided 5,000 metres has been drilled on the Kalkaroo Tenements or a shortfall payment (metres not drilled multiplied by $400) is paid to the Group (refer to ASX announcement of 17 May 2022, page 21).

Over time, the Approved Transaction could provide substantial benefits for Havilah shareholders as summarised in the following chart (Figure 2).

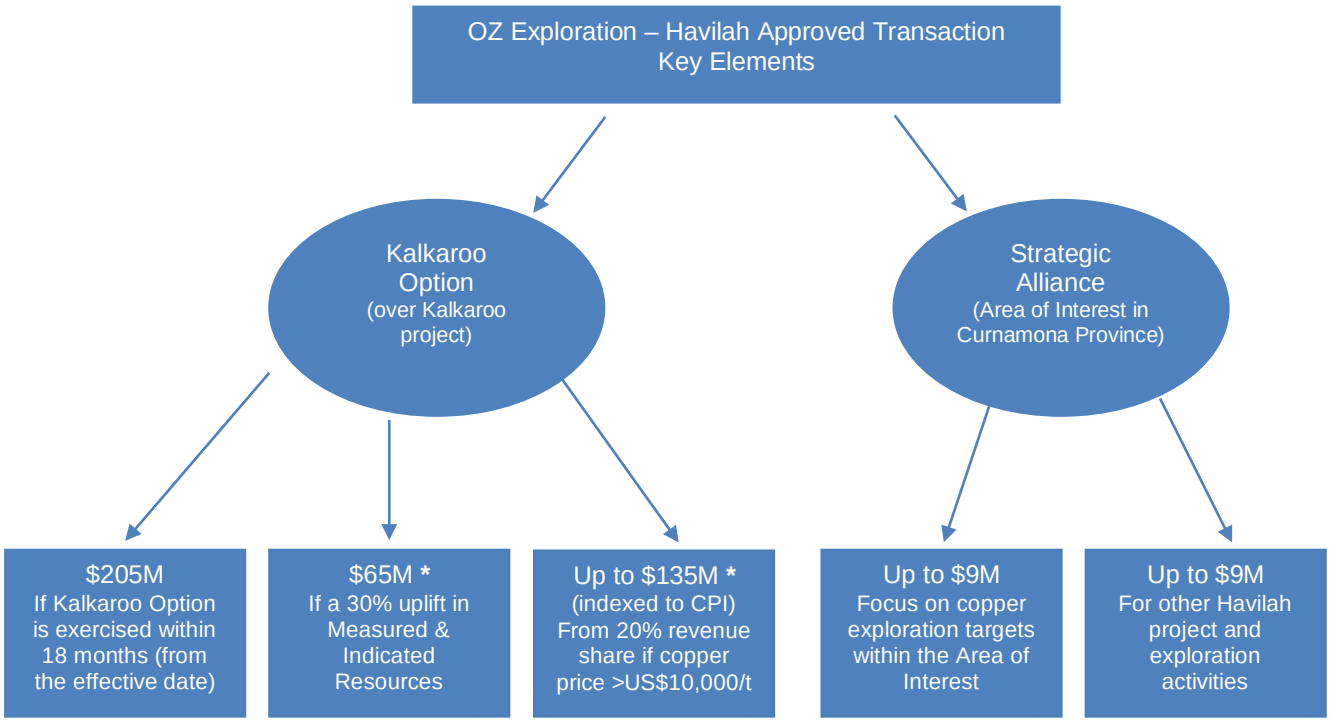

*****Note: these two Kalkaroo project contingent payments are conditional on exercise of the Kalkaroo Option, completion of the acquisition and the milestones stated being achieved. For full details of the terms relating to these contingent payments refer to the Notice of Meeting released to the ASX on 29 July 2022.

Figure 2 *Summary chart of two main pillars of the Approved Transaction and the possible benefits that could flow to Havilah.*

Havilah has evaluated many possibilities for development of Kalkaroo and the Board believes the Approved Transaction offers the best opportunity to date for Havilah shareholders to potentially realise fair value for the Kalkaroo project.

Exercise of the Kalkaroo Option by OZ Exploration would result in monetisation of Kalkaroo without Havilah taking on the longer-term development and financing risks inherent in a large new mining project at this time. Establishing a new copper hub in the Curnamona Province could also promote regional development in northeastern South Australia and have potentially significant positive flow on effects within local communities.

Since the Proposed Transaction was first announced during May 2022, the OZ Exploration project team has been working closely with Havilah personnel on planning work programs and obtaining the necessary heritage and regulatory approvals that are required before site activities can commence. Orexplore Technologies has mobilised equipment to site and has commenced scanning of the existing Kalkaroo drillcore. Mobilisation of an accommodation camp and a diamond drilling rig to site for the Kalkaroo study and work program have been delayed pending receipt of final heritage survey reports.

For personal use only

For personal use only

The Curnamona Province Strategic Alliance provides Havilah with the financial means to intensively explore its Curnamona Province tenements for new copper deposits that could be complementary to, and supportive of, a new mining development at Kalkaroo. OZ Exploration will pay the Company $1,000,000 per month for each month during the Alliance Period up to a maximum of $18,000,000. At least 50% of this amount must be used for costs and expenses incurred in relation to Strategic Alliance activities aimed at the discovery, location and delineation of copper dominant mineralisation and any work relating to the possible development and exploitation of minerals within the defined 12,000 km^2 Area of Interest tenement holding. OZ Exploration may accelerate discoveries of copper dominant mineralisation in the Area of Interest and participate in developing any resultant projects subject to sole funding all expenditure until a final investment decision to proceed with a commercial mining operation (see tenement map, Figure 1). The other 50% may be used by Havilah for its general working capital and corporate expenditure as determined by Havilah, which includes advancing Havilah's other promising mineral projects south of the Barrier Highway including the Mutooroo copper-cobalt-gold project and the Grants Basin iron ore project.

During the quarter Havilah completed all required heritage clearance surveys, regulatory approvals and landholder notices to facilitate the Strategic Alliance exploration drilling program. The drilling program comprises 12,530 metres (firm – 66 drillholes) and 7,370 metres (contingent – 39 drillholes) of reverse circulation (**RC**) drilling, initially on 7 separate high priority copper prospect areas within Havilah's 100% owned exploration licence (**EL**) 6659 that surrounds Kalkaroo, for a total budget of up to $4 million over an estimated six month period. On 20 September 2022 Havilah received from OZ Exploration the first 3 months of funding under the Strategic Alliance agreement that was signed on 25 July 2022, paid as a lump sum of $3,000,000 (refer to ASX announcement of 4 October 2022).

Subsequent to the end of the quarter, a contractor drilling rig and associated equipment were mobilised to site and RC drilling commenced on the first chosen copper target, namely the Johnson Dam copper prospect (refer to ASX announcement of 18 November 2022).

About the Kalkaroo copper-gold-cobalt project

Havilah's 100% owned Kalkaroo copper-gold-cobalt deposit contains JORC Mineral Resources of 1.1 million tonnes of copper, 3.1 million ounces of gold and 23,200 tonnes of cobalt. It has an open pit JORC Ore Reserve of 100 million tonnes of which 90% is in the Proved classification (see JORC tables below). Kalkaroo is one of the larger undeveloped open pit copper-gold deposits in Australia.

Havilah has secured the required mining permits (Mining Leases and Miscellaneous Purposes Licences) for the Kalkaroo project. It also owns the surrounding Kalkaroo Station pastoral lease, a non-mineral asset on which the Kalkaroo project is located, thus reducing land access risks for the project.

Large-scale open pit copper-gold development opportunities in Australia like Kalkaroo are rare, particularly at a time of escalating copper usage associated with the worldwide movement towards renewable energy and electrified transportation.

Kalkaroo is projected to be a future source of ethically produced metals vital to modern society. South Australia's regulatory regime encourages the highest ESG (environmental, social and governance) standards. Havilah's ESG credentials for Kalkaroo can be found on the Company's website.

Rare Earth Element (**REE**) Potential at Kalkaroo Project

Havilah has completed a considerable amount of research on the recovery of REE metals from the West Kalkaroo saprolite gold ore in collaboration with the Future Industries Institute at the University of South Australia. Bastnasite, a REE carbonate-fluoride mineral, has been identified as the primary REE host in West Kalkaroo oxidised copper-gold ore samples (refer to ASX announcement of 3 November 2020). Ongoing laboratory work has focused on how best to integrate bastnasite recovery into the oxidised ore processing flow sheet. This work was partially funded by an Accelerated Discovery Initiative (**ADI**) grant, the results of which are reported on the Department for Energy and Mining SARIG website.

Mutooroo Copper-Cobalt-Gold Project (HAV 100% ownership)

Mutooroo is Havilah's advanced stage copper-cobalt-gold project that is located within commuting distance of Broken Hill, and 16 km south of the Transcontinental railway line and Barrier Highway. It contains 195,000 tonnes of copper, 20,200 tonnes of cobalt and 82,100 ounces of gold in Measured, Indicated and Inferred JORC Mineral Resources (see JORC table below). As such, Mutooroo is one of the larger and higher-grade undeveloped sulphide cobalt deposits associated with copper in Australia. Such sulphide cobalt deposits are generally rarer and smaller than nickel-cobalt laterite deposits, but they typically have significant mineral processing advantages.

Havilah is undertaking a pre-feasibility study (**PFS**) on the Mutooroo project as a proposed 1 million tonne per annum throughput copper and cobalt producer, based on current JORC Measured Resources, initially from an open cut mine that potentially transitions to a longer-term underground mining operation. The economics of Mutooroo as an open pit, and later as an underground, mining operation would be underpinned by comparatively high-grades of copper (1.53%) in the sulphide ore. Any revenues from by-product cobalt, gold and sulphur could improve returns from the Mutooroo project. The current drilling campaign is designed to boost open pit resources to sustain an initial 5 year open pit mining operation.

Cobalt within the Mutooroo resource is contained within the iron sulphide minerals, pyrite and pyrrhotite. These minerals could be separated and concentrated during the copper sulphide concentration process. The cobalt-bearing iron sulphides are potentially an attractive grade cobalt feedstock for subsequent processing to recover cobalt, and also if feasible, significant amounts of associated gold and sulphur.

Havilah continues to investigate the best options for recovery of cobalt contained in the iron sulphide concentrates, to capture additional project revenue and so potentially improve returns from the Mutooroo project.

Assay results for a further 12 RC drillholes along strike at the Mutooroo copper-cobalt deposit from the current ongoing PFS open pit resource expansion drilling program were released during the quarter (refer to ASX announcement of 29 September 2022). Drilling confirmed multiple copper-cobalt massive sulphide lodes up to 7 metre thickness, generally where expected from previous drilling, surface outcrops and historic mine shafts (Figure 3). Eight of these drillholes supported the results for the earlier drillholes reported, while 4 drillholes effectively closed off the sulphide lode at shallow depths along the southern strike extensions.

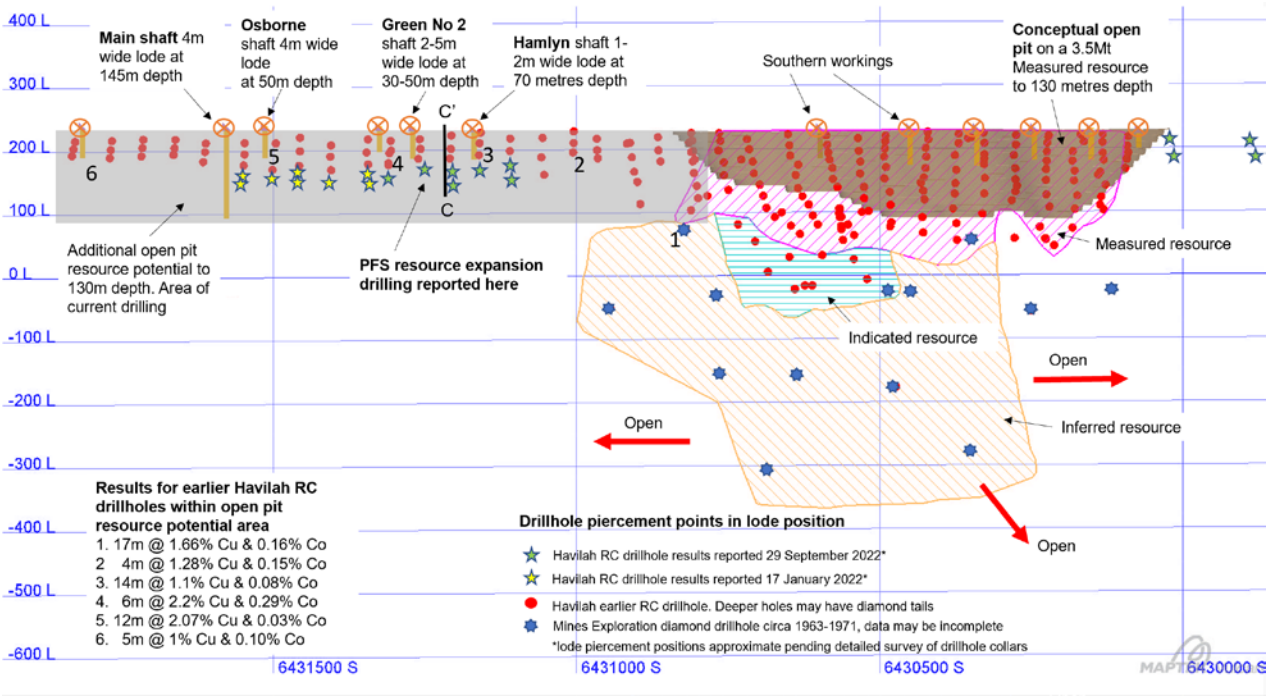

Figure 3 *Long section of the Mutooroo Mine sulphide lode zone, showing the Mutooroo resource and conceptual open pit (brown colour) in the south. The area with open pit resource expansion potential, which is the subject of the current PFS open pit expansion drilling, is shown in grey. Sulphide lode piercement points for the drillholes completed during the quarter are identified by green stars. Drilling section C-C' as shown in Figure 4 is marked.*

Significant drillhole intersections of copper-cobalt mineralisation included:

MTRC241 4 metres of 1.31% copper, 0.11% cobalt and 0.16 g/t gold from 82 metres.
MTRC242 7 metres of 0.43% copper, 0.04% cobalt and 0.03 g/t gold from 38 metres and 3 metres of 1.03% copper, 0.09% cobalt and 0.44 g/t gold from 84 metres.
MTRC243 3 metres of 1.71% copper, 0.14% cobalt and 0.32 g/t gold from 79 metres and 5 metres of 0.72% copper, 0.09% cobalt and 0.13 g/t gold from 94 metres (Figure 4).
MTRC244 5 metres of 0.77% copper, 0.09% cobalt and 0.22 g/t gold from 118 metres and 3 metres of 1.20% copper, 0.16% cobalt and 0.37 g/t gold from 129 metres (Figure 4).

For personal use only

For personal use only

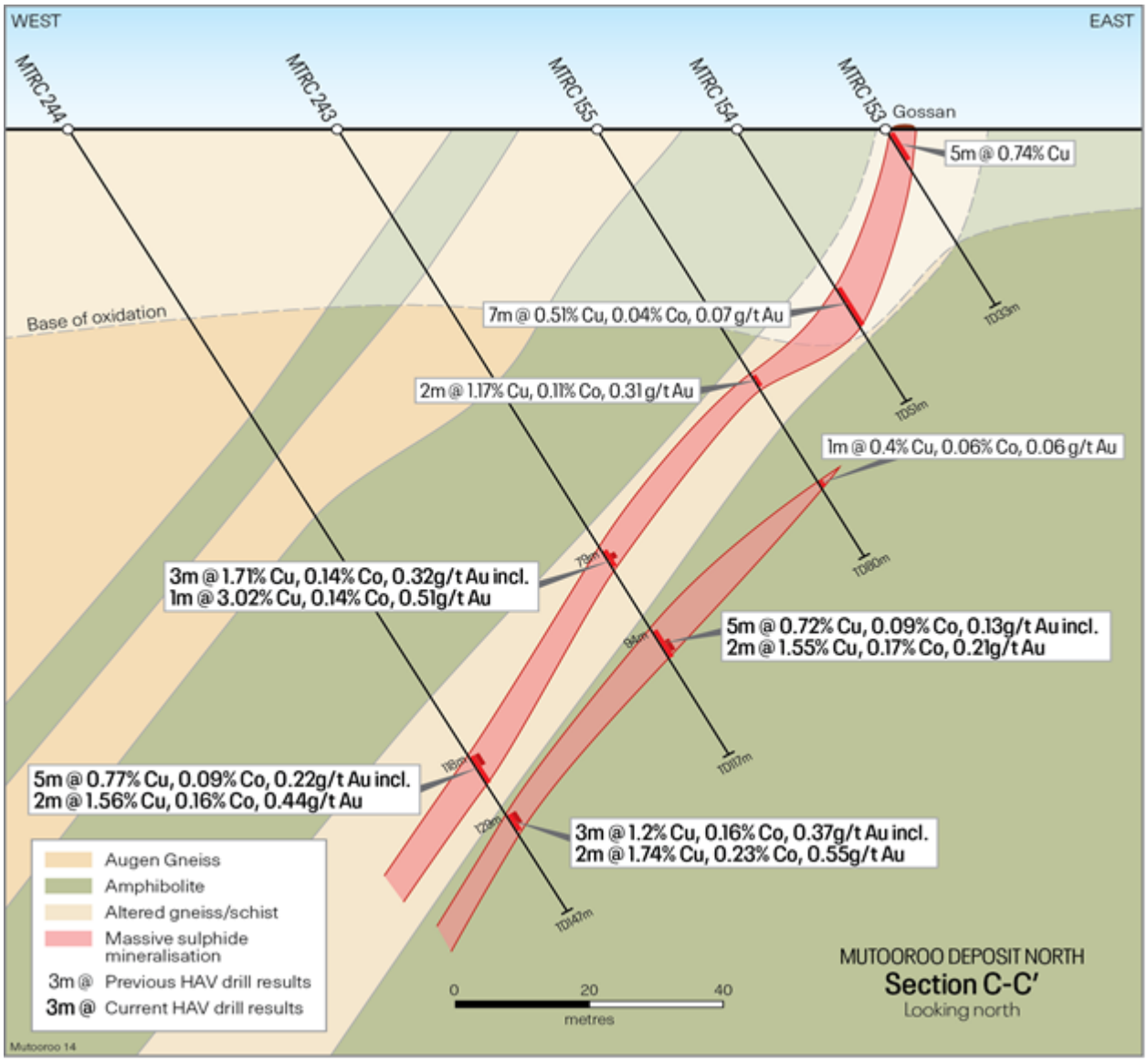

Figure 4 *Drillhole cross-section C-C' showing current quarter Havilah RC drillholes (MTRC243 and MTRC244) in relation to earlier Havilah drillholes that defined the Mutooroo sulphide lodes. Note the oxidised copper mineralisation near surface in earlier drillholes MTRC153, MTRC154 and MTRC155. Drill intercepts cited are near to true width due to the almost perpendicular intersection angle.*

The delay in the turnaround of assay results, in conjunction with persistent rain conditions that restricted heavy equipment and personnel access to and around site (including at Kalkaroo and the Mutooroo Project Area), combined to slow the pace of news flow.

Grants Basin, Maldorky and Grants Iron Ore Projects (HAV 100% ownership)

The Braemar iron region in northeastern South Australia is a well-recognised host to several defined iron ore deposits, including Havilah's 100% owned Maldorky and Grants iron ore projects. With its high-yield (40%) and high iron recoveries (85%) Maldorky iron ore is amenable to efficient upgrading to a 65% Fe high-quality product that potentially could be suitable for pelletising.

The Maldorky project has a JORC Indicated Mineral Resource of 147 Mt of 30.1% iron at an 18% iron cut-off (see JORC table below). It is located approximately 90 km southwest of Broken Hill, and 26 km south of the Barrier Highway and Transcontinental railway line. The iron ore resource is contained in a flat tabular deposit with thin overburden, making it well suited to an open pit mining operation. Granting of the Mining Lease for Maldorky continues to be dependent on obtaining a signed Native Title Mining Agreement and successful land access negotiations.

Havilah has previously reported an iron ore Exploration Target* at Grants Basin of 3.5-3.8 billion tonnes of 24-28% iron (refer to ASX announcement of 5 April 2019). The western end of this Exploration Target* crops out as a solid body of iron ore at least 270 metres thick from surface.

When drilling capacity becomes available, and subject to weather conditions, Havilah plans to conduct a shallow RC resource delineation drilling program that is designed to convert a portion of the western end Exploration Target* to a maiden JORC open pit Mineral Resource, initially targeting at least 0.5 billion tonnes of iron ore. Indications are that Grants Basin is a Pilbara-scale iron ore deposit. The drilling is planned on existing, infill and extensional lines within the Exploration Target* area, with holes nominally spaced 100 metres along lines 200 metres apart.

The results from this drilling program will define a maiden JORC open pit iron ore resource for the Grants Basin iron ore project that will form part of a mining scoping study.

Havilah intends to unlock the full potential of its iron ore assets, with the aim of attracting a suitable investment partner with an interest in securing high-grade iron ore feedstock for 'green' steel.

* Note that the potential quantity and grade of the Exploration Target is conceptual in nature, there has been insufficient exploration to estimate a Mineral Resource and it is uncertain if further exploration will result in the estimation of a Mineral Resource.

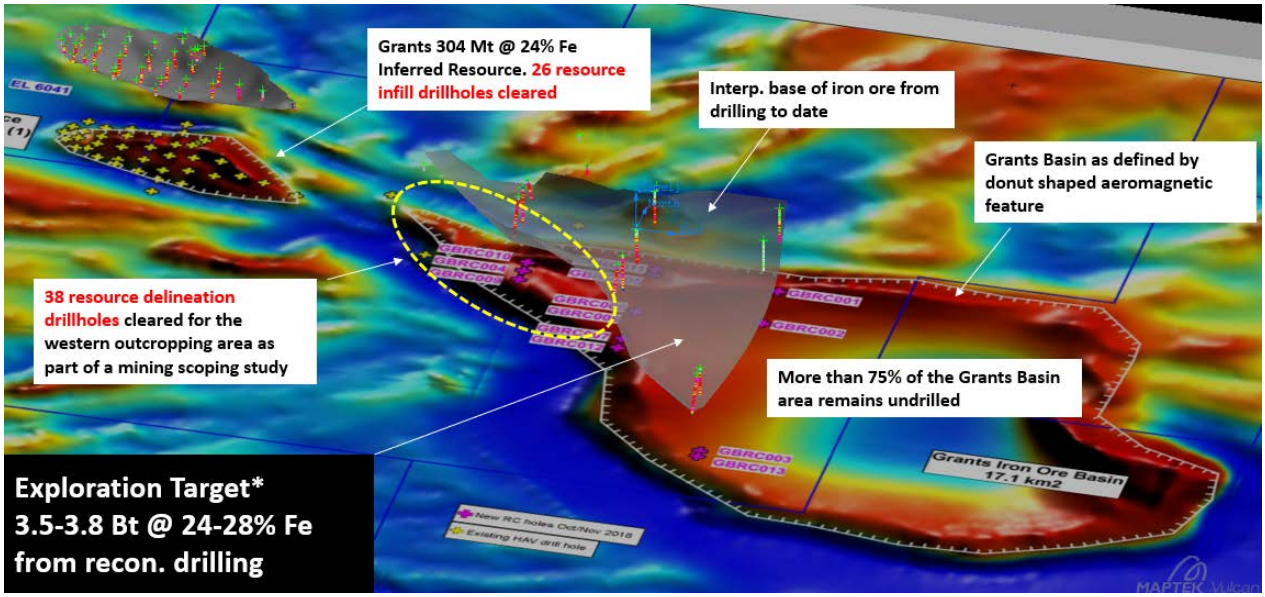

Figure 5 *A several thousand metre shallow RC drilling program is planned at the western end of the Grants Basin with the objective of defining a maiden JORC open pit iron ore resource that will form part of a mining scoping study. Additional RC drillholes are also proposed to improve confidence in the existing Grants iron ore resource and elevate it to JORC Indicated classification (if feasible).*

Exploration Project Activities

One of Havilah's strategic assets is its ~16,000 km^2 under-explored tenement holding in the Curnamona Province, that is prospective for a variety of commodities including several strategic and critical minerals such as copper, cobalt, molybdenum, sulphur, REE, tin and tungsten. Exploration for new economic discoveries leveraging off Havilah's large prospective tenement holding and utilising the Company's extensive knowledge base is a key objective.

Despite hosting the giant lead-zinc-silver ore deposit at Broken Hill, much of the South Australian portion of the Curnamona Province is under-explored due to extensive sedimentary cover. The geological similarity of the Curnamona Province to the eastern Gawler Craton and the Mount Isa-Cloncurry Block indicates similar prospectivity for major ore deposits.

Accordingly, a key Board objective is to maintain an active program of exploration work on projects and prospects that have the most potential for new discoveries. This objective will be greatly assisted by the exploration funding provided under the Curnamona Province Strategic Alliance.

For personal use only

Mutooroo Project Area (HAV 100% ownership)
Havilah's exploration strategy is to discover additional copper-cobalt-gold resources in the Mutooroo Project Area (**MPA**) that could support a central mining and processing operation centred on the Mutooroo copper-cobalt deposit. Havilah is systematically exploring the MPA, with an experienced exploration geologist presently dedicated to this task.

The MPA is particularly attractive for exploration owing to the generally thin cover, applicability of surface geochemical sampling methods and electrical geophysical methods. The area has the major logistical advantage of being close to Broken Hill, the Barrier Highway and Transcontinental railway line. All known prospects are located within trucking distance of the Mutooroo copper-cobalt deposit and the terrain is generally flat.

Evaluation of existing geological, geophysical and geochemical data for the MPA has identified many robust copper-cobalt exploration targets on several priority prospects (Figure 6) that will be followed up during calendar 2023, as part of the Mutooroo spoke and hub development concept, subject to drilling rig availability and weather conditions.

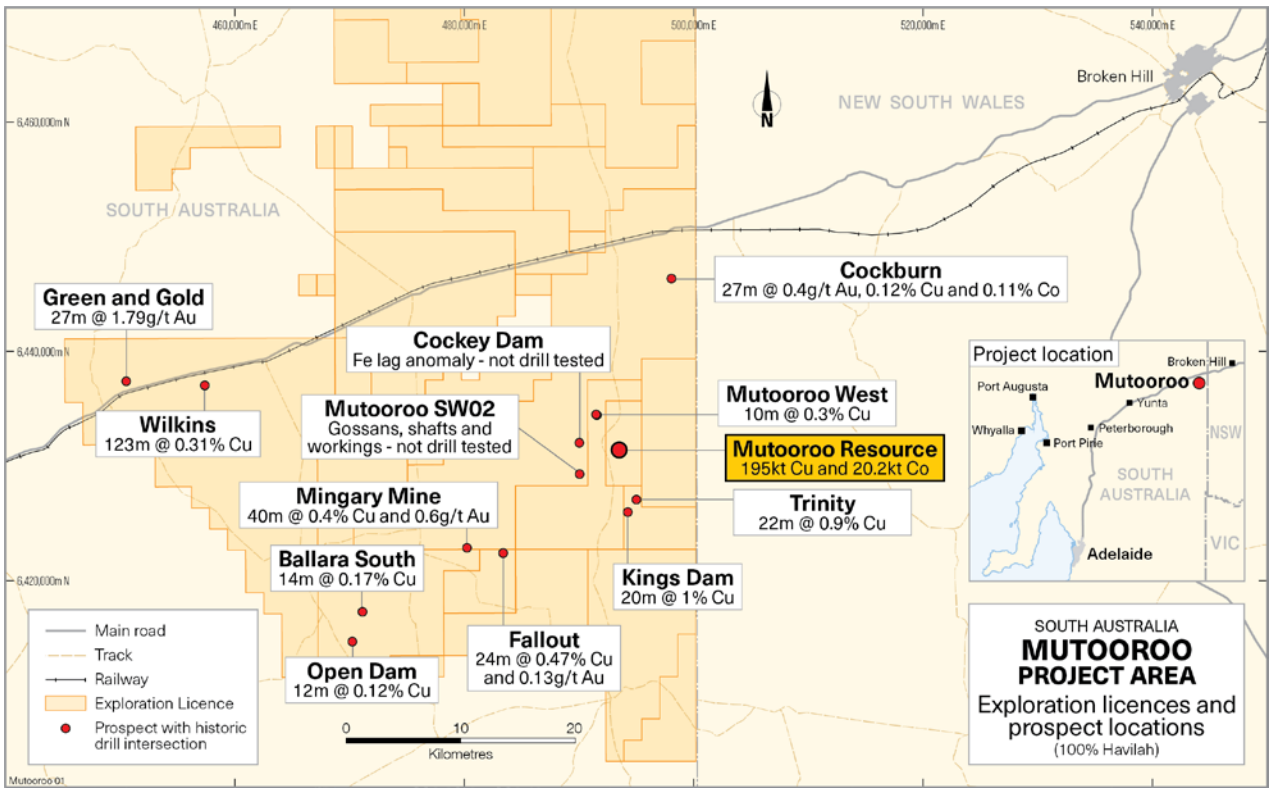

Figure 6 *Locations of the Mutooroo copper-cobalt deposit and known prospects within the highly prospective Mutooroo Project Area.*

Jupiter MT and Benagerie Dyke (HAV 100% ownership)
The Benagerie Dyke is a prominent linear magnetic feature that extends for at least 28 km along the interpreted western rifted margin of the Benagerie Ridge (Figure 7). Its origin is unknown as it has never been drilled, but the geometry suggests that it could represent a mafic/ultramafic intrusive complex. If so, it could be prospective for the Julimar style PGE-Ni-Cu-Co-Au mineralisation that was discovered near Perth during March 2020.

The Exploration Drilling - Benagerie Dyke project has been approved for ADI matched funding of $175,000 to assist Havilah to undertake geophysical surveying and follow-up drill testing, with the objective of determining the origin of the Benagerie Dyke and its mineralisation potential (refer to ASX announcement of 22 June 2022).

The Benagerie Dyke coincides with the C2 magnetotelluric (**MT**) conductive feature (Figure 8), which lies above the major deep crustal C1 conductor that was defined by a previous ADI collaborative study ('Jupiter MT Anomaly Definition Study') with The University of Adelaide. It is also marked by a deep-seated magnetic susceptibility feature. A full copy of the Jupiter MT ADI report is available on the Department for Energy and Mining SARIG website.

For personal use only

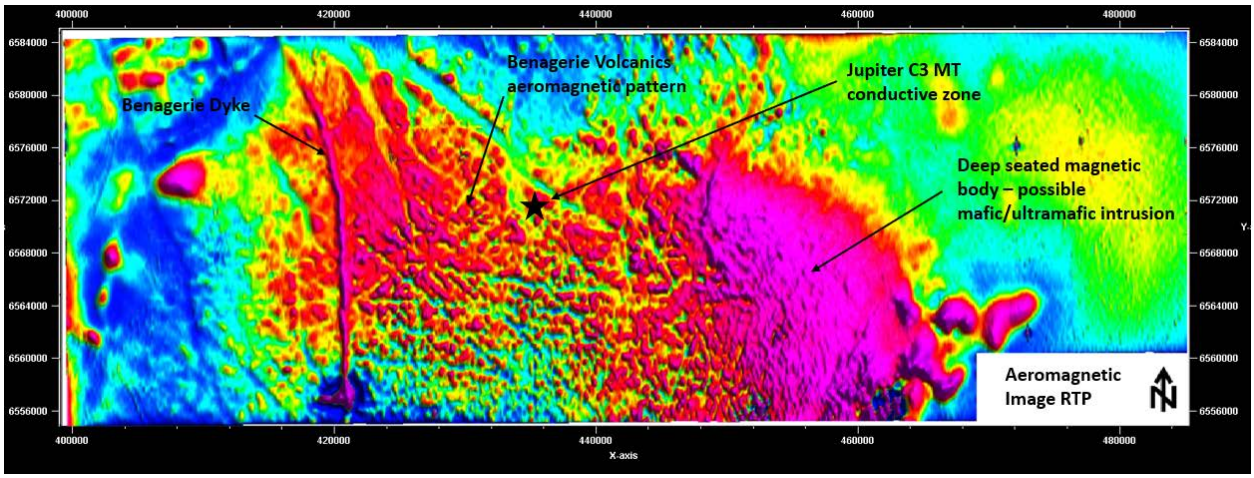

Figure 7 *Benagerie Dyke, indicated by a prominent linear aeromagnetic feature located near the western-rifted margin of the Benagerie Ridge, which could represent a mafic/ultramafic intrusive complex with PGE-Ni-Cu-Co-Au mineralisation potential by analogy with the Julimar discovery in Western Australia.*

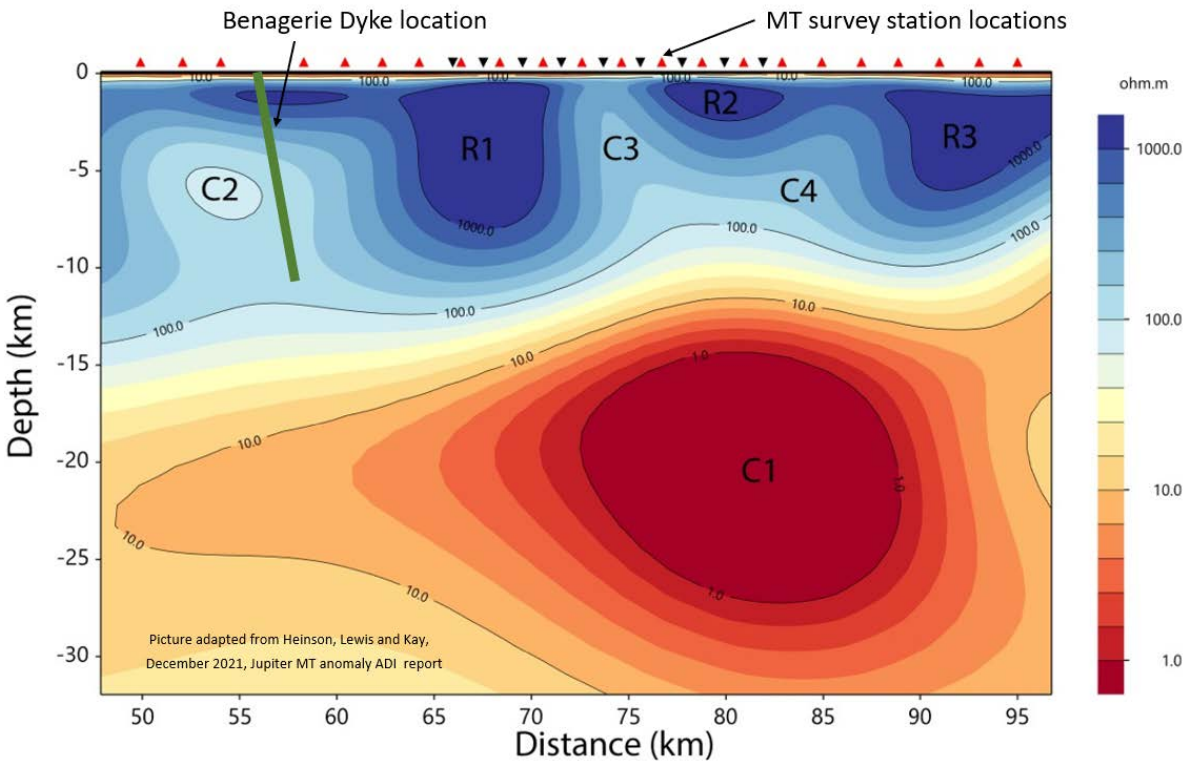

Figure 8 *Location of a major conductive zone at 15-30 km depth in the earth's crust (C1), above which are several shallower conductive zones that are possible vectors for mineralisation, namely Benagerie Dyke (C2) and Jupiter (C3).*

Exploration and Possible Development of Uranium Interests (HAV 100% ownership)

The process of preparing for a new initial public offering of Havilah's uranium assets has been delayed because of senior management's focus on finalising the Approved Transaction.

For personal use only

For personal use only

Corporate

The Board's strategic objective is to maximise the fair value of Havilah's multi-commodity mineral portfolio either by production, sale or farm-out with suitable well-funded partners. The Kalkaroo Option with OZ Exploration is an important first step in potentially achieving this objective.

Havilah's experienced technical personnel are a major determinant of its success and accordingly the Board was pleased to appoint during the quarter long-term employee and Senior Mine Planning Engineer, Mr Richard Buckley, as Chief Operating Officer to oversee all of Havilah's operations. In this role Richard will be responsible for personnel, logistics and the delivery of agreed project outcomes and will report directly to the Board.

All monetary amounts are presented in Australian dollars, unless otherwise indicated. Financial results contained in this Activity Report are unaudited.

Annual General Meeting

The Company's Annual General Meeting is scheduled to be held in Adelaide at 10:00am (Adelaide time) on Friday 16 December 2022. We look forward to welcoming our shareholders in person at the National Wine Centre of Australia (Corner of Botanic & Hackney Roads Adelaide, South Australia 5000).

The Annual General Meeting is an important event for the Company and is an opportunity for shareholders to review the 2022 Annual Report, ask questions and vote on relevant matters. For more information, refer to the Notice of Meeting.

Cash

Cash and cash equivalents (included restricted cash) as at 31 October 2022 was $3,630,878.

Investments

Havilah holds an investment of 4,916,667 ordinary shares in Auteco Minerals Ltd (ASX: AUT). Based on its last traded price on 31 October 2022, these shares had a market value of $221,250.

Exploration and Evaluation Expenditure

During the quarter, the total cash outflow for exploration and evaluation activities was $652,438. Full details of exploration activity during the quarter are set out in this Activity Report. There were no mining production or development activities during the quarter.

Related Parties

Payments to related parties, as disclosed at Item 6.1 in the Company's Cash Flow Report (Appendix 5B) for the 3 months ended 31 October 2022, was $88,849: represented by $77,849 of remuneration, directors' fees and superannuation paid to Directors; and $11,000 for marketing and public relations services to a social media company (Filtrd) in which a related party (William Giles) of Dr Christopher Giles has an interest.

COVID-19 Pandemic

Havilah continues to manage its operations in compliance with COVID-19 regulations issued by State and Commonwealth authorities. It proactively manages drilling and other field programmes to protect the health and wellbeing of its personnel, contractors and stakeholders. New COVID-19 variants and infection rates across the community continue to pose a risk. Accordingly, there are no guarantees that in the future further travel restrictions and border closings, stay-at-home and quarantine notices, or lockdowns will not be imposed by government, as events continue to unfold relating to the COVID-19 pandemic, its variants and the availability of new vaccines.

The costs of labour and consumables (in particular the price of diesel fuel) have experienced significant escalation driven by COVID-19 and the Russian invasion of Ukraine, and currently remain elevated.

Both the COVID-19 pandemic and rising geopolitical tensions continue to highlight to the Board the importance of regional supply chain security for strategic and critical minerals (copper, cobalt, molybdenum, sulphur, REE, tin and tungsten) that are necessary for national economic and security interests.

Note about Assay Results

The exploration industry is currently experiencing significant delays in the processing of assay results. Attempts have been made to expedite results, however, all laboratories in Australia are currently experiencing similar issues. This is primarily due to the volume of samples submitted for mineral assays by multiple Australian exploration companies, as well as staff shortages at laboratories due to COVID-19 related issues. At present, assay turnaround times for the Adelaide lab used by Havilah is 6-8 weeks.

For personal use only

Summary of Governance Arrangements and Internal Controls in Place for the Reporting of Ore Reserves and Mineral Resources

Ore Reserves and Mineral Resources are estimated by suitably qualified employees and consultants in accordance with the JORC Code, using industry standard techniques and internal guidelines for the estimation and reporting of Ore Reserves and Mineral Resources. These estimates and the supporting documentation were reviewed by a suitably qualified Competent Person prior to inclusion here.

Competent Person's Statements

The information in this Activity Report that relates to Exploration Targets, Exploration Results, Mineral Resources and Ore Reserves is based on data compiled by geologist Dr Christopher Giles, a Competent Person who is a member of The Australian Institute of Geoscientists. Dr Giles is a Director of the Company, a full-time employee and is a substantial shareholder. Dr Giles has sufficient experience, which is relevant to the style of mineralisation and type of deposit and activities described herein, to qualify as a Competent Person as defined in the 2012 Edition of *'Australasian Code for Reporting of Exploration Results, Mineral Resources and Ore Reserves'*. Dr Giles consents to the inclusion in this Activity Report of the matters based on his information in the form and context in which it appears. Information for the Kalkaroo Ore Reserve & Mineral Resource and the Mutooroo Inferred cobalt & gold Mineral Resources complies with the JORC Code 2012. All other information was prepared and first disclosed under the JORC Code 2004 and is presented on the basis that the information has not materially changed since it was last reported. Havilah confirms that all material assumptions and technical parameters underpinning the reserves and resources continue to apply and have not materially changed.

Except where explicitly stated, this Activity Report contains references to prior Exploration Targets and Exploration Results, all of which have been cross-referenced to previous ASX announcements made by Havilah. The Company confirms that it is not aware of any new information or data that materially affects the information included in the relevant ASX announcements.

Forward-looking Statements

This Activity Report and Cash Flow Report (Appendix 5B) prepared by Havilah includes forward-looking statements. Forward-looking statements may be identified by the use of 'may', 'will', 'expect(s)', 'intend(s)', 'plan(s)', 'estimate(s)', 'anticipate(s)', 'continue(s)', and 'guidance', or other similar words and may include, without limitation, statements regarding plans, strategies and objectives of management, anticipated production or construction commencement dates and expected costs of production.

Forward-looking statements inherently involve known and unknown risks, uncertainties and other factors that may cause Havilah's actual results, performance and achievements to differ materially from any future results, performance or achievements. Relevant factors may include, but are not limited to, changes in commodity prices, foreign exchange fluctuations and general economic conditions, increased costs and demand for production inputs, the speculative nature of exploration and project development, including the risks of obtaining necessary licences and permits and diminishing quantities or grades of reserves, political and social risks, changes to the regulatory framework within which the Company operates or may in the future operate, environmental conditions including abnormal weather conditions, recruitment and retention of personnel, industrial relations issues and litigation.

Forward-looking statements are based on Havilah and its management's good faith assumptions relating to the financial, market, regulatory and other relevant environments that will exist and affect Havilah's business and operations in the future. Havilah does not give any assurance that the assumptions on which forward-looking statements are based will prove to be correct, or that Havilah's business or operations will not be affected in any material manner by these or other factors not foreseen or foreseeable by Havilah or management or beyond Havilah's control. Given the ongoing uncertainty relating to the duration and extent of the global COVID-19 pandemic, and the impact it may have on the demand and price for commodities (including copper and gold) on our suppliers and workforce, and on global financial markets, the Company continues to face uncertainties that may impact on its operating activities and/or financing activities.

Although Havilah attempts and has attempted to identify factors that would cause actual actions, events or results to differ materially from those disclosed in forward-looking statements, there may be other factors that could cause actual results, performance, achievements or events not to be as anticipated, estimated or intended, and many events are beyond the reasonable control of Havilah. Accordingly, readers are cautioned not to place undue reliance on forward-looking statements. Forward-looking statements in this Activity Report and the Cash Flow Report (Appendix 5B) speak only at the date of issue. Subject to any continuing obligations under applicable law or the ASX Listing Rules, in providing this information Havilah does not undertake any obligation to publicly update or revise any of the forward-looking statements or to advise of any change in events, conditions or circumstances on which any such statement is based.

For personal use only

JORC Ore Reserves as at 31 July 2022

Project	Classification	Tonnes (Mt)	Copper %	Gold g/t	Copper tonnes (kt)	Gold ounces (koz)
Kalkaroo [1]	Proved	90.2	0.48	0.44	430	1,282
	Probable	9.9	0.45	0.39	44	125
	Total	**100.1**	**0.47**	**0.44**	**474**	**1,407**

JORC Mineral Resources as at 31 July 2022

Project	Classification	Resource Category	Tonnes	Copper %	Cobalt %	Gold g/t	Copper tonnes	Cobalt tonnes	Gold ounces
Mutooroo [2]	Measured	Oxide	598,000	0.56	0.04	0.08	3,300	200	1,500
	Total	**Oxide**	**598,000**	**0.56**	**0.04**	**0.08**	**3,300**	**200**	**1,500**
	Measured	Sulphide Copper-Cobalt-Gold	4,149,000	1.23	0.14	0.18	51,000	5,800	24,000
	Indicated	Sulphide Copper-Cobalt-Gold	1,697,000	1.52	0.14	0.35	25,800	2,400	19,100
	Inferred	Sulphide Copper-Cobalt-Gold	6,683,000	1.71	0.17	0.17	114,300	ISD	ISD
	Total	**Sulphide Copper-Cobalt-Gold**	**12,529,000**	**1.53**	**0.16**	**0.20**	**191,700**	**20,000**	**80,600**
		Total Mutooroo	**13,127,000**				**195,000**	**20,200**	**82,100**
Kalkaroo [3]	Measured	Oxide Gold Cap	12,000,000			0.82			6,400
	Indicated	Oxide Gold Cap	6,970,000			0.62			138,900
	Inferred	Oxide Gold Cap	2,710,000			0.68			59,200
	Total	**Oxide Gold Cap**	**21,680,000**			**0.74**			**514,500**
	Measured	Sulphide Copper-Gold	85,600,000	0.57		0.42	487,900		1,155,900
	Indicated	Sulphide Copper-Gold	27,900,000	0.49		0.36	136,700		322,900
	Inferred	Sulphide Copper-Gold	110,300,000	0.43		0.32	474,300		1,134,800
	Total	**Sulphide Copper-Gold**	**223,800,000**	**0.49**		**0.36**	**1,096,600**		**2,590,300**
		Total Kalkaroo	**245,480,000**				**1,096,600**		**3,104,800**
	Inferred	Cobalt Sulphide[4]	193,000,000		0.012			23,200	
Total All Projects		**All Categories (rounded)**	**258,607,000**				**1,291,600**	**43,400**	**3,186,900**

Project	Classification	Tonnes (Mt)	Iron (%)	Fe concentrate (Mt)	Estimated yield
Maldorky [5]	Indicated	147	30.1	59	40%
Grants [6]	Inferred	304	24	100	33%
Total All Projects	**All categories**	**451**		**159**	

Project	Classification	Tonnes (Mt)	eU3O8 (ppm)	Contained eU3O8 (Tonnes)
Oban [7]	Inferred	8	260	2,100

Numbers in above tables are rounded. Ore Reserves are a subset of the Mineral Resources.

Footnotes to 2022 JORC Ore Reserves and Mineral Resource Tables

[1] Details released to the ASX: 18 June 2018 (Kalkaroo)
[2] Details released to the ASX: 18 October 2010 and 5 June 2020 (Mutooroo)
[3] Details released to the ASX: 30 January 2018 and 7 March 2018 (Kalkaroo)
[4] Note that the Kalkaroo cobalt Inferred Resource is not added to the total tonnage
[5] Details released to the ASX: 10 June 2011 applying an 18% Fe cut-off (Maldorky)
[6] Details released to the ASX: 5 December 2012 applying an 18% Fe cut-off (Grants)
[7] Details released to the ASX: 4 June 2009 applying a grade-thickness cut-off of 0.015 metre % eU3O8 (Oban)

For personal use only

Summary of Tenements for Quarter Ended 31 October 2022 (ASX Listing Rule 5.3.3)

Location	Project Name	Tenement	Tenement Name	Registered Owner[1]	% Interest	Status
South Australia	Curnamona	5785	Moko	Havilah	100	Current
South Australia	Curnamona	5824	Coolibah Dam	Havilah	100	Current
South Australia	Curnamona	5831	Bonython Hill (2)	Copper Aura	100	Current
South Australia	Curnamona	5848	Mingary (2)	Iron Genesis	100	Current
South Australia	Curnamona	5853	Oratan	Havilah	100	Current
South Australia	Curnamona	5873[2]	Benagerie	Havilah	100	Current
South Australia	Curnamona	5882	Mutooroo(2)	Copper Aura	100	Current
South Australia	Curnamona	5891[3]	Prospect Hill	Teale & Brewer	65	Current
South Australia	Curnamona	5903	Border Block	Havilah	100	Current
South Australia	Curnamona	5904	Mundaerno Hill	Havilah	100	Current
South Australia	Curnamona	5915[2]	Emu Dam	Havilah	100	Current
South Australia	Curnamona	5940	Coonarbine	Havilah	100	Current
South Australia	Curnamona	5951	Jacks Find	Havilah	100	Current
South Australia	Curnamona	5952	Thurlooka	Havilah	100	Current
South Australia	Curnamona	5956	Wompinie	Havilah	100	Current
South Australia	Curnamona	5964	Yalkalpo East	Havilah	100	Current
South Australia	Curnamona	5966	Moolawatana	Havilah	100	Current
South Australia	Gawler Craton	6014[4]	Pernatty	Red Metal Limited	10	Current
South Australia	Curnamona	6041	Cutana	Iron Genesis	100	Current
South Australia	Curnamona	6054	Bindarrah	Iron Genesis	100	Current
South Australia	Curnamona	6056	Frome	Havilah	100	Current
South Australia	Curnamona	6099	Lake Carnanto	Havilah	100	Current
South Australia	Curnamona	6161	Chocolate Dam	Havilah	100	Current
South Australia	Curnamona	6163	Mutooroo South	Copper Aura	100	Current
South Australia	Curnamona	6165	Poverty Lake	Havilah	100	Current
South Australia	Curnamona	6194	Bundera Dam	Havilah	100	Current
South Australia	Curnamona	6203	Watsons Bore	Havilah	100	Current
South Australia	Curnamona	6211	Cochra	Havilah	100	Current
South Australia	Curnamona	6258	Kidman Bore	Havilah	100	Current
South Australia	Curnamona	6271	Prospect Hill SW	Havilah	100	Current
South Australia	Curnamona	6280[5]	Mingary	Iron Genesis	100	Current
South Australia	Curnamona	6298	Yalkalpo	Havilah	100	Current
South Australia	Curnamona	6323	Lake Charles	Havilah	100	Current
South Australia	Curnamona	6355	Olary	Havilah	100	Current
South Australia	Curnamona	6356	Lake Namba	Havilah	100	Current
South Australia	Curnamona	6357	Swamp Dam	Havilah	100	Current
South Australia	Curnamona	6358	Telechie	Havilah	100	Current
South Australia	Curnamona	6359	Yalu	Havilah	100	Current
South Australia	Curnamona	6360	Woodville Dam (Cockburn)	Havilah	100	Current
South Australia	Curnamona	6361	Tepco	Iron Genesis	100	Current
South Australia	Curnamona	6370	Carnanto	Havilah	100	Current
South Australia	Curnamona	6408	Lake Yandra	Havilah	100	Current
South Australia	Curnamona	6409	Tarkarooloo	Havilah	100	Current
South Australia	Curnamona	6410	Lucky Hit Bore	Havilah	100	Current
South Australia	Curnamona	6411	Coombs Bore	Havilah	100	Current
South Australia	Curnamona	6415	Eurinilla	Havilah	100	Current
South Australia	Curnamona	6428	Collins Tank (Cockburn)	Havilah	100	Current
South Australia	Curnamona	6434	Lake Frome	Havilah	100	Current
South Australia	Gawler Craton	6468	Sandstone	Havilah	100	Current
South Australia	Curnamona	6546	Billeroo West	Havilah	100	Current
South Australia	Curnamona	2022/0002[6]	Rocky Dam	Havilah	100	ELA
South Australia	Curnamona	6591	Kalabity	Havilah	100	Current
South Australia	Curnamona	6592	Mutooroo Mine	Copper Aura	100	Current
South Australia	Curnamona	6593	Mundi Mundi	Havilah	100	Current
South Australia	Curnamona	6594	Bonython Hill	Copper Aura	100	Current
South Australia	Curnamona	6656	Mutooroo West	Copper Aura	100	Current
South Australia	Curnamona	6657	Bundera	Copper Aura	100	Current
South Australia	Curnamona	6659	Kalkaroo	Havilah	100	Current

South Australia	Curnamona	6660	Mulyungarie	Havilah	100	Current
South Australia	Curnamona	6661	Telechie North	Havilah	100	Current
South Australia	Curnamona	6662	Maljanapa	Havilah	100	Current
South Australia	Curnamona	6683	Bumbarlow	Havilah	100	Current
South Australia	Frome	GEL181	Frome	Geothermal	100	Current

Summary of Tenements for Quarter Ended 31 October 2022 (ASX Listing Rule 5.3.3)

Location	Project Name	Tenement I	Tenement Name	Registered Owner[1]	% Interest	Status
South Australia	Kalkaroo	ML6498 [7]	Kalkaroo	Kalkaroo	100	Current
South Australia	Kalkaroo	ML6499 [7]	Kalkaroo	Kalkaroo	100	Current
South Australia	Kalkaroo	ML6500 [7]	Kalkaroo	Kalkaroo	100	Current
South Australia	Kalkaroo	MPL158 [7]	Kalkaroo	Kalkaroo	100	Current
South Australia	Kalkaroo	MPL159 [7]	Kalkaroo	Kalkaroo	100	Current
South Australia	Kalkaroo	MC3828	Kalkaroo	Kalkaroo	100	Current
South Australia	Maldorky	MC4271	Maldorky	Maldorky	100	Current
South Australia	Maldorky	MC4272	Maldorky	Maldorky	100	Current
South Australia	Maldorky	MC4273	Maldorky	Maldorky	100	Current
South Australia	Maldorky	MC4274	Maldorky	Maldorky	100	Current
South Australia	Maldorky	MC4364	Maldorky	Maldorky	100	Current
South Australia	Mutooroo	ML5678	Mutooroo	Havilah	100	Current
South Australia	Mutooroo	MC3565	Mutooroo	Mutooroo	100	Current
South Australia	Mutooroo	MC3566	Mutooroo	Mutooroo	100	Current

Notes to Tenement Schedule as at 31 October 2022

Note 1

Havilah: Havilah Resources Limited

Copper Aura: Copper Aura Pty Ltd, a wholly owned subsidiary of Havilah Resources Limited

Geothermal: Geothermal Resources Pty Limited, a wholly owned subsidiary of Havilah Resources Limited

Iron Genesis: Iron Genesis Pty Ltd, a wholly owned subsidiary of Havilah Resources Limited

Kalkaroo: Kalkaroo Copper Pty Ltd, a wholly owned subsidiary of Havilah Resources Limited

Maldorky: Maldorky Iron Pty Ltd, a wholly owned subsidiary of Havilah Resources Limited

Mutooroo: Mutooroo Metals Pty Ltd, a wholly owned subsidiary of Havilah Resources Limited

Red Metal: Red Metal Limited

Teale & Brewer: Teale & Associates Pty Ltd, Estate of Adrian Mark Brewer

Note 2 - 1% net smelter return (**NSR**) royalty payable to MMG Limited

Note 3 - Agreement – farm-in to earn 85% interest in tenement

Note 4 - Agreement – farm-in, carried interest 10%

Note 5 - 1.25% NSR royalty payable to Exco Operations (SA) Pty Limited, Polymetals (White Dam) Pty Ltd

Note 6 - Temporarily reverted to confirmed application status for procedural reasons pending final grant of EL

Note 7 - Kalkaroo Tenements means ML 6498, ML 6499, ML 6500, MPL 158 and MPL 159 under the Kalkaroo Option with OZ Exploration

The Company's Cash Flow Report (Appendix 5B) for the 3 months ended 31 October 2022 is appended.

This ASX announcement was authorised for release by the Board of Directors.

For further information visit www.havilah-resources.com.au
Contact: Dr Chris Giles, Technical Director, on (08) 7111 3627 or email: info@havilah-resources.com.au
Registered Office: 107 Rundle Street, Kent Town, South Australia 5067
Mail: PO Box 3, Fullarton, South Australia 5063

For personal use only

Rule 5.5

Appendix 5B

Mining Exploration Entity
Quarterly Cash Flow Report

Name of entity

Havilah Resources Limited

ABN

39 077 435 520

Quarter ended ('current quarter')

31 October 2022

Consolidated statement of cash flows		**Current quarter A$**	**Year to date (3 months) A$**
1.	**Cash flows from operating activities**		
1.1	Receipts from customers	3,618	3,618
1.2	Payments for:		
	(a) exploration & evaluation	(21,341)	(21,341)
	(b) development	-	-
	(c) production	-	-
	(d) staff costs	(147,937)	(147,937)
	(e) administration and corporate costs	(44,063)	(44,063)
1.3	Dividends received (see note 3)	-	-
1.4	Interest received	4,404	4,404
1.5	Interest and other costs of finance paid	(2,885)	(2,885)
1.6	Income taxes paid	-	-
1.7	Government grants and tax incentives	-	-
1.8	Other (first 3 months of funding under the Strategic Alliance agreement, for non-Strategic Alliance activities)	1,500,000	1,500,000
1.9	**Net cash from/ (used in) operating activities**	**1,291,796**	**1,291,796**

For personal use only

For personal use only

Consolidated statement of cash flows		Current quarter A$	Year to date (3 months) A$
2.	**Cash flows from investing activities**		
2.1	Payments to acquire or for:		
	(a) entities	-	-
	(b) tenements	-	-
	(c) property, plant and equipment	(225,217)	(225,217)
	(d) exploration & evaluation *	(631,097)	(631,097)
	(e) investments	-	-
	(f) other non-current assets	-	-
2.2	Proceeds from the disposal of:		
	(a) entities	-	-
	(b) tenements	-	-
	(c) property, plant and equipment	-	-
	(d) investments	-	-
	(e) other non-current assets	-	-
2.3	Cash flows from loans to other entities	-	-
2.4	Dividends received (see note 3)	-	-
2.5	Other (provide details if material)	-	-
2.6	**Net cash from/ (used in) investing activities**	**(856,314)**	**(856,314)**

***** Includes capitalised wages of A$305,176 (quarter).

3.	**Cash flows from financing activities**		
3.1	Proceeds from issues of equity securities (excluding convertible debt securities)	8,800	8,800
3.2	Proceeds from issue of convertible debt securities	-	-
3.3	Proceeds from exercise of options	-	-
3.4	Transaction costs related to issues of equity securities or convertible debt securities	-	-
3.5	Proceeds from borrowings	83,508	83,508
3.6	Repayment of borrowings	(7,113)	(7,113)
3.7	Transaction costs related to loans and borrowings	-	-
3.8	Dividends paid	-	-
3.9	Other (provide details if material)	-	-
3.10	**Net cash from/ (used in) financing activities**	**85,195**	**85,195**

Consolidated statement of cash flows		**Current quarter A$**	**Year to date (3 months) A$**
4.	**Net increase/ (decrease) in cash and cash equivalents for the period**		
4.1	Cash and cash equivalents at beginning of period	1,610,201	1,610,201
4.2	Net cash from/ (used in) operating activities (item 1.9 above)	1,291,796	1,291,796
4.3	Net cash from/ (used in) investing activities (item 2.6 above)	(856,314)	(856,314)
4.4	Net cash from/ (used in) financing activities (item 3.10 above)	85,195	85,195
4.5	Effect of movement in exchange rates on cash held	-	-
4.6	**Cash and cash equivalents at end of period**	**2,130,878**	**2,130,878**
4.7	Restricted cash and cash equivalents at end of period (first 3 months of funding under the Strategic Alliance agreement, for Strategic Alliance activities)	1,500,000	1,500,000
4.8	**Total cash and cash equivalents at end of period (including restricted cash)**	**3,630,878**	**3,630,878**

5.	**Reconciliation of cash and cash equivalents** at the end of the quarter (as shown in the consolidated statement of cash flows) to the related items in the accounts	**Current quarter A$**	**Previous quarter A$**
5.1	Bank balances	2,130,878	1,610,201
5.2	Call deposits	-	-
5.3	Bank overdrafts	-	-
5.4	Other (provide details)	-	-
5.5	**Cash and cash equivalents at end of quarter (should equal item 4.6 above)**	**2,130,878**	**1,610,201**
5.6	Restricted cash and cash equivalents at end of quarter (first 3 months of funding under the Strategic Alliance agreement, for Strategic Alliance activities)	1,500,000	-
5.7	**Total cash and cash equivalents at end of quarter (including restricted cash)**	**3,630,878**	**1,610,201**

6.	**Payments to related parties of the entity and their associates**	**Current quarter A$**
6.1	Aggregate amount of payments to related parties and their associates included in item 1	88,849
6.2	Aggregate amount of payments to related parties and their associates included in item 2	-

Note: if any amounts are shown in items 6.1 or 6.2, your quarterly activity report must include a description of, and an explanation for, such payments.

For personal use only

For personal use only

7.	**Financing facilities** *Note: the term 'facility' includes all forms of financing arrangements available to the entity.* *Add notes as necessary for an understanding of the sources of finance available to the entity.*	**Total facility amount at quarter end A$**	**Amount drawn at quarter end A$**
7.1	Loan facilities (see Note (a) below)	500,000	-
7.2	Credit standby arrangements	-	-
7.3	Other (see Note (b) below)	680,480	280,480
7.4	**Total financing facilities**	**1,180,480**	**280,480**
7.5	**Unused financing facilities available at quarter end**		**900,000**

7.6 Include in the box below a description of each facility above, including the lender, interest rate, maturity date and whether it is secured or unsecured. If any additional financing facilities have been entered into or are proposed to be entered into after quarter end, include a note providing details of those facilities as well.

Included in item 7.1 and item 7.3 above are respectively:
(a) Secured overdraft facility of A$500,000 with the National Australia Bank Limited (**NAB**) at a business lending rate of 3.0% p.a. plus a customer margin of 2.2% if drawn down. The facility expires January 2023.
(b)(i) Secured bank guarantee facility of A$500,000 with the NAB, of which A$100,000 is currently being utilised to secure bank guarantee for a rehabilitation bond. The facility expires January 2023.
(ii) Secured hire purchase loan of A$50,185 with Toyota Finance Australia at a lending rate of 4.23% p.a. for the purchase of a heavy-duty field vehicle used by the Company's Drilling Supervisor. Expires December 2022.
(iii) Secured hire purchase loan of A$48,857 with Toyota Finance Australia at a lending rate of 2.9% p.a. for the purchase of a heavy-duty field vehicle used by the Company's Geologist. Expires August 2025.
(iv) Secured hire purchase loan of A$81,438 with Toyota Finance Australia at a lending rate of 5.08% p.a. for the purchase of a heavy-duty field vehicle used by the Company's Geologist. Expires September 2026.

8.	**Estimated cash available for future operating activities**	**A$**
8.1	Net cash from/ (used in) operating activities (item 1.9)	1,291,796
8.2	(Payments for exploration & evaluation classified as investing activities) (item 2.1(d))	(631,097)
8.3	Total relevant outgoings (item 8.1 + item 8.2)	660,699
8.4	Cash and cash equivalents at quarter end (item 4.6)	2,130,878
8.5	Unused finance facilities available at quarter end (item 7.5) [1]	500,000
8.6	Total available funding (item 8.4 + item 8.5)	2,630,878
8.7	**Estimated quarters of funding available (item 8.6 divided by item 8.3)**	**N/A**

Note: if the entity has reported positive relevant outgoings (i.e. a net cash inflow) in item 8.3, answer item 8.7 as "N/A". Otherwise, a figure for the estimated quarters of funding available must be included in item 8.7.

[1] Includes only the NAB overdraft facility, as the bank guarantee facility is restricted to non-cash bank guarantees.

8.8 If item 8.7 is less than 2 quarters, please provide answers to the following questions:

8.8.1 Does the entity expect that it will continue to have the current level of net operating cash flows for the time being and, if not, why not?

Answer:

8.8.2 Has the entity taken any steps, or does it propose to take any steps, to raise further cash to fund its operations and, if so, what are those steps and how likely does it believe that they will be successful?

Answer:

8.8.3 Does the entity expect to be able to continue its operations and to meet its business objectives and, if so, on what basis?

Answer:

Note: where item 8.7 is less than 2 quarters, all of questions 8.8.1, 8.8.2 and 8.8.3 above must be answered.

For personal use only

Compliance statement

1 This statement has been prepared in accordance with accounting standards and policies which comply with Listing Rule 19.11A.

2 This statement gives a true and fair view of the matters disclosed.

Date: 30 November 2022

Authorised by: the Havilah Resources Limited Board of Directors
(Name of body or officer authorising release – see note 4)

Notes

1. This quarterly cash flow report and the accompanying activity report provide a basis for informing the market about the entity's activities for the past quarter, how they have been financed and the effect this has had on its cash position. An entity that wishes to disclose additional information over and above the minimum required under the Listing Rules is encouraged to do so.

2. If this quarterly cash flow report has been prepared in accordance with Australian Accounting Standards, the definitions in, and provisions of, *AASB 6: Exploration for and Evaluation of Mineral Resources* and *AASB 107: Statement of Cash Flows* apply to this report. If this quarterly cash flow report has been prepared in accordance with other accounting standards agreed by ASX pursuant to Listing Rule 19.11A, the corresponding equivalent standards apply to this report.

3. Dividends received may be classified either as cash flows from operating activities or cash flows from investing activities, depending on the accounting policy of the entity.

4. If this report has been authorised for release to the market by your board of directors, you can insert here: "By the board". If it has been authorised for release to the market by a committee of your board of directors, you can insert here: "By the [*name of board committee – eg Audit and Risk Committee*]". If it has been authorised for release to the market by a disclosure committee, you can insert here: "By the Disclosure Committee".

5. If this report has been authorised for release to the market by your board of directors and you wish to hold yourself out as complying with recommendation 4.2 of the ASX Corporate Governance Council's *Corporate Governance Principles and Recommendations*, the board should have received a declaration from its CEO and CFO that, in their opinion, the financial records of the entity have been properly maintained, that this report complies with the appropriate accounting standards and gives a true and fair view of the cash flows of the entity, and that their opinion has been formed on the basis of a sound system of risk management and internal control which is operating effectively.

Rule 5.5