Quarterly Report

Period Ending 30th September 2022

Highlights

Electrical Connection Secured for Costa Fuego Copper-Gold Development Hub

More, High Grade Growth Across Costa Fuego

Productora Deposit – Latest Drill Results Outperform

- **244m grading 0.8% CuEq** (0.7% copper (Cu) & 0.2g/t gold (Au)) from 23m depth
  *including **71m grading 1.0% CuEq*** (0.8% Cu, 0.2g/t Au)*
- **152m grading 0.6% CuEq** (0.6% Cu & 0.1g/t Au) from 42m depth
  *including **39m grading 1.1% CuEq*** (1.0% Cu, 0.1g/t Au)*
  and **23m grading 0.9%CuEq (0.8% Cu) from 226m to end of hole**

Valentina Deposit – Outstanding Copper Grades Confirmed

- **8m grading 5.9% CuEq** (5.7% copper (Cu) & 24g/t silver (Ag)), from 27m depth
- **12m grading 4.6% CuEq** (4.5% Cu & 16.5g/t Ag) from 25m depth
  *including **3m grading 12.1% CuEq*** (11.8% Cu & 52.6g/t Ag)

San Antonio Deposit – Resource Upgrade On-track

- **21m grading 1.6% CuEq** (1.6% Cu, 3.2g/t Ag) from 74m depth

PFS Studies Advancing & Cash Position of A$15.5 million as at 30th September 2022

** Copper Equivalent (CuEq) reported for the drillhole intersections were calculated using the following formula: CuEq% = ((Cu% × Cu price 1% per tonne × Cu_recovery)+(Mo ppm × Mo price per g/t × Mo_recovery)+(Au ppm × Au price per g/t × Au_recovery)+ (Ag ppm × Ag price per g/t × Ag_recovery)) / (Cu price 1% per tonne × Cu_recovery). The Metal Prices applied in the calculation were: Cu=3.00 USD/lb, Au=1,700 USD/oz, Mo=14 USD/lb, and Ag=20 USD/oz. The entirety of the intersection is assumed as fresh. The recovery and copper equivalent formula for each deposit is: Productora– Recoveries of 84% Cu, 47% Au, 47% Mo and 0% Ag (not reported). CuEq(%) = Cu(%) + 0.48 x Au(g/t) + 0.00026 x Mo(ppm). San Antonio and Valentina – Recoveries of 88% Cu, 72% Au, 88% Mo and 69% Ag. CuEq(%) = Cu(%) + 0.68 x Au(g/t) + 0.00047 x Mo(ppm) + 0.0076 x Ag(g/t)*

Hot Chili Limited ACN 130 955 725
First Floor, 768 Canning Highway, Applecross, Western Australia 6153
PO Box 1725, Applecross, Western Australia 6953
P: +61 8 9315 9009 **F:** +61 8 9315 5004
www.hotchili.net.au

Contact
Mr Christian Easterday
Managing Director
E: admin@hotchili.net.au

For personal use only

For personal use only

SUMMARY OF OPERATIONAL ACTIVITIES

Electrical Connection Secured for Costa Fuego

During the quarter, Chile´s Central Authority Electrical Regulator approved Hot Chili's application for connection to the Maitencillo sub-electrical power station, located 17 km from the centre of its Costa Fuego senior copper development in Chile.

Connection to Maitencillo is a key step forward for the development of Costa Fuego, providing access to Chile's national energy grid and its multiple renewable energy providers.

As part of the Company's Pre-feasibility Studies (PFS) for Costa Fuego, Hot Chili have engaged with several electrical market providers and advisors. Several non-binding long-term power quotes have been received and Hot Chili expects to start a binding process to select one or more electrical providers for the Costa Fuego copper hub in parallel with delivery of the PFS.

Outside of being one of the lowest-altitude senior copper developments in the America's, Costa Fuego benefits significantly from a low energy intensity development approach (raw sea water processing without the requirement for a desalination plant).

Hot Chili will be able to operate Costa Fuego on a 100% renewable power mix (certified by I-Recs) - nearby solar generators, wind turbines and hydroelectric power, adding significantly to the projects' environmental credentials.

Growth in Non-conventional Renewable Energy (NCRE) production since 2012 is shown in Figure 1 below, and demonstrates the rapid injection of technologies in Chile this decade.

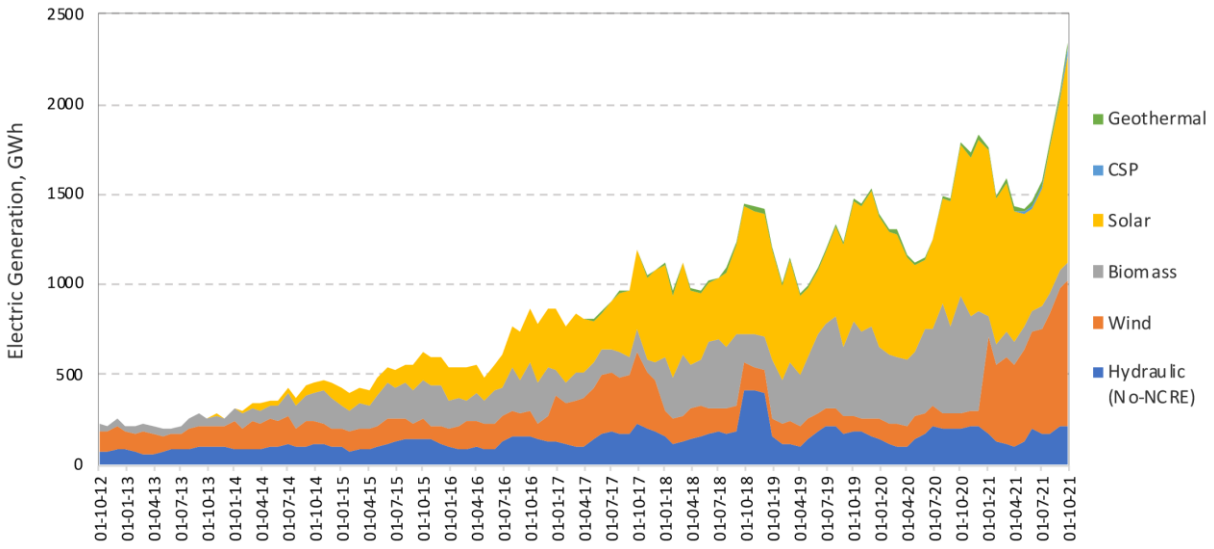

Port Discussions Advancing

The Company is advancing well with discussions to secure port access and services for Costa Fuego. Several third-party port facilities are being assessed with competitive proposals being received for both bulk handling and rotainer handling options.

Hot Chili and its advisors are working with potential port partners to customise each proposal ahead of advancing toward commercial agreement, now expected in the New Year.

Port facilities represent the final critical infrastructure access required for the Costa Fuego copper hub.

Hot Chili Limited ACN 130 955 725
First Floor, 768 Canning Highway, Applecross, Western Australia 6153
PO Box 1725, Applecross, Western Australia 6953
P: +61 8 9315 9009 **F:** +61 8 9315 5004
www.hotchili.net.au

Contact
Mr Christian Easterday
Managing Director
E: admin@hotchili.net.au

Latest Drilling Results at Productora Outperform Resource Estimate

Four diamond drill holes completed for metallurgical testwork across the Productora resource in Q2 this year have returned further wide zones of copper, following analysis of remaining unsampled core.

Strong visual intersections of mineralisation in each of the metallurgical drill holes provided encouragement to undertake sampling of all remaining unsampled diamond core intervals.

Results for the first two holes of the programme (Productora central pit area and Alice satellite pit area) have delivered better than expected copper grades, including:

- **244m grading 0.8% CuEq** (0.7% Cu & 0.2g/t Au) from 23m depth (MET025 – Productora)

  *including **71m grading 1.0% CuEq*** (0.8% Cu, 0.2g/t Au)*
- **152m grading 0.6% CuEq** (0.6% Cu & 0.1g/t Au) from 42m depth (MET028 – Alice porphyry)

  *including **39m grading 1.1% CuEq*** (1.0% Cu, 0.1g/t Au)*

  and **23m grading 0.9%CuEq (0.8% Cu) from 226m to end of hole**

New results have added further high grade growth ahead of a planned resource upgrade for Costa Fuego. Productora and Alice have continued to demonstrate grade upside with in-fill drilling, providing positive reconciliation ahead of any future mining activities.

Entire hole results from the remaining two diamond holes at Productora (MET026 and MET027) are expected to be received in the coming weeks.



MET025 (179.15m depth down-hole) – vein-hosted and disseminated chalcopyrite and pyrite in tourmaline breccia. Interval graded 2.1% CuEq (1.9% Cu, 0.3% Au, 129ppm Mo)

For personal use only

Hot Chili Limited ACN 130 955 725
First Floor, 768 Canning Highway, Applecross, Western Australia 6153
PO Box 1725, Applecross, Western Australia 6953
P: +61 8 9315 9009 **F:** +61 8 9315 5004
www.hotchili.net.au

Contact
Mr Christian Easterday
Managing Director
E: admin@hotchili.net.au

Outstanding Drill Results from Valentina and San Antonio

Valentina and its neighbouring San Antonio satellite copper deposit (Inferred resource of 4.2Mt grading 1.2% CuEq (1.1% Cu, 2.1g/t Ag) for 48kt Cu and 287koz Ag, reported March 2022) are located immediately to the east of Cortadera, the centre-piece of the Company's Costa Fuego, coastal range, copper-gold hub in Chile.

Both deposits represent shallow high grade open pit opportunities, with the potential to provide front-end ore sources and make a positive material impact on the payback period and overall project economics of the Costa Fuego copper-gold development.

Resource drilling across both deposits during the second quarter and early in the third quarter of this year have delivered a strong set of results in advance of the Company's next resource upgrade.

Selected significant results from Valentina include:

- **8m grading 5.9% CuEq** (5.7% Cu, 24.1g/t Ag) from 27m depth down-hole (VAP0009)
- **7m grading 2.0% CuEq** (1.9% Cu, 11g/t Ag) from 163m depth (VAP0004)
- **12m grading 4.6% CuEq** (4.5% Cu & 16.5g/t Ag) from 25m depth (VALMET0002)

  *including **3m grading 12.1% CuEq** (11.8% Cu & 52.6g/t Ag)*
- **5m grading 1.5% CuEq** (1.5% Cu, 7.8g/t Ag) from 179m (VAP0017)

  *including **2m @ 3.3% CuEq** (3.2% Cu, 16.4g/t Ag)*

Importantly, high grade results recorded in VAP0009 and VALMET0002 lie on the southern extent of drilling in an area previously masked at-surface by a shallow horizon of Atacama gravels.

Copper soluble analysis of VALMET0002 has confirmed that mineralisation is principally sulphide (chalcocite, chalcopyrite, covellite) and amenable to flotation recovery, thus key to Valentina's potential to contribute to early sulphide cash flow generation.

Grades of this tenor have not been located before within Costa Fuego and present an exciting growth opportunity for inclusion into the Company's next resource upgrade.

Follow-up drilling is expected to commence at Valentina following approval of a regulatory application to expand drill coverage (regulatory application submitted early in Q3).

For personal use only

Hot Chili Limited ACN 130 955 725
First Floor, 768 Canning Highway, Applecross, Western Australia 6153
PO Box 1725, Applecross, Western Australia 6953
P: +61 8 9315 9009 **F:** +61 8 9315 5004
www.hotchili.net.au

Contact
Mr Christian Easterday
Managing Director
E: admin@hotchili.net.au

Selected significant results from San Antonio include:

- **21m grading 1.6% CuEq** (1.6% Cu, 3.2g/t Ag) from 74m depth downhole
- **13m grading 1.3% CuEq** (1.3% Cu, 3.2g/t Ag) from 133m depth

  *including **2m grading 3.7% CuEq** (3.5% Cu, 7.6g/t Ag)*
- **7m grading 1.6% CuEq*** (1.5% Cu, 4.8g/t Ag) from 11m depth

  *including **2m grading 4.0% CuEq** (3.9% Cu, 12.9g/t Ag)*
- **4m grading 1.7% CuEq** (1.7% Cu, 3.9g/t Ag) from 170m depth

Several drill holes recorded higher grades than estimated in the current San Antonio Inferred resource model.

The new drill results will upgrade the classification of the existing resource at San Antonio from Inferred to Indicated – allowing the resource to be included in open pit reserve estimates for the Costa Fuego Pre-feasibility Study (PFS).

First Drilling at Santiago Z – Closing in on Large Porphyry Target

Five deep Reverse Circulation (RC) drill holes for 2,146m were completed across the northern extent of the large-scale Santiago-Z porphyry target, lying approximately 5km south of the Cortadera resource (as reported to ASX 9th April 2021).

First-ever drilling on the 4km long by 2km wide porphyry footprint has not intersected any significant widths of copper mineralisation. However, drilling has recorded wide zones of silver mineralisation indicating a potential distal response to copper porphyry mineralisation.

Results for four of the five drill holes completed have been returned (results pending for SZP0005).

Interesting drill results from Santiago Z so far include:

- **30m @ 4.5g/t Ag & 69ppm molybdenum (Mo) from surface** (SZP0004)

  and **6m @ 0.1% Cu, 2.5g/t Ag,** 37ppm Mo from 178m
- **38m @ 2.9g/t Ag,** 20ppm Mo **from surface** (SZP0003)

  *including **14m @ 4.9g/t Ag** & 9ppm Mo*

Drilling encountered a sequence of intensely folded sandstones, limestones and carbonaceous limestone units with wide zones of significant pyrite mineralisation (1-2% pyrite logged) associated with hydrothermal breccias and thin tonalitic porphyry dykes (quartz-feldspar-phyric and typically 2 to 6m in down-hole width).

Molybdenum appears to be preferentially enriched over the area of drilling owing to the presence of carbonaceous limestone units, with higher grade silver mineralisation encountered toward the southern extent of drilling (SZP0003 and SZP0004).

An updated geological model is being created using RC chip logging and downhole multi-element geochemistry. This information will be used for any additional phases of exploration at the Santiago Z target.

Exploration will focus on the southern extent of the Santiago Z porphyry footprint in advance of any planned second-pass clearing and drilling activities

For personal use only

Hot Chili Limited ACN 130 955 725
First Floor, 768 Canning Highway, Applecross, Western Australia 6153
PO Box 1725, Applecross, Western Australia 6953
P: +61 8 9315 9009 **F:** +61 8 9315 5004
www.hotchili.net.au

Contact
Mr Christian Easterday
Managing Director
E: admin@hotchili.net.au

PFS Expansion and Updated Timeline

Pre-feasibility studies (PFS) and Environmental Impact Assessment (EIA) studies advanced well during the quarter.

Sulphide metallurgical test work programmes across Productora, Cortadera, San Antonio and Valentina are complete and updated mine scheduling is advancing well for an expanded 20 Mtpa concentrator throughput scenario.

Hydrogeological planning for water bore monitoring and pump testing programmes is being prepared for the new year with quotations being received during the quarter.

Cost rationalisation initiatives have been implemented to ensure minimal development study costs are incurred until completion of the next resource upgrade for Costa Fuego. The Company's current work programmes and development timeline ensure Hot Chili is fully funded into late 2023.

For personal use only

Hot Chili Limited ACN 130 955 725
First Floor, 768 Canning Highway, Applecross, Western Australia 6153
PO Box 1725, Applecross, Western Australia 6953
P: +61 8 9315 9009 **F:** +61 8 9315 5004
www.hotchili.net.au

Contact
Mr Christian Easterday
Managing Director
E: admin@hotchili.net.au

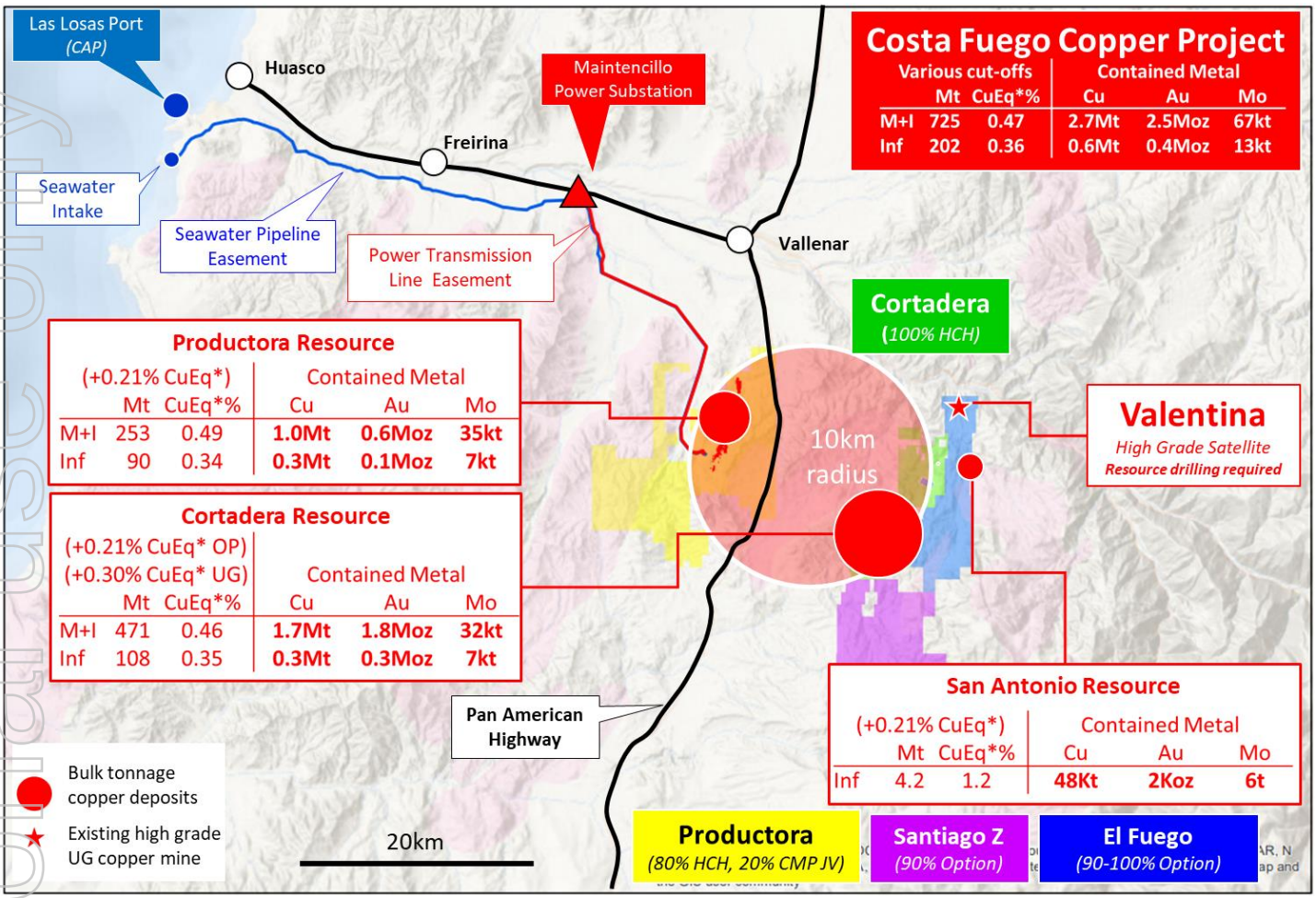

Figure 2 Location of Productora, Cortadera and San Antonio deposits in relation to the coastal range infrastructure of Hot Chili's combined Costa Fuego copper project, located 600km north of Santiago in Chile

Refer to ASX Announcement "Hot Chili Delivers Next Level of Growth" (31st March 2022) for JORC Code Table 1 information related to the Costa Fuego JORC-compliant Mineral Resource Estimate (MRE) by Competent Person Elizabeth Haren, constituting the MREs of Cortadera, Productora and San Antonio (which combine to form Costa Fuego).

** Copper Equivalent (CuEq) reported for the resource were calculated using the following formula: CuEq% = ((Cu% × Cu price 1% per tonne × Cu_recovery)+(Mo ppm × Mo price per g/t × Mo_recovery)+(Au ppm × Au price per g/t × Au_recovery)+ (Ag ppm × Ag price per g/t × Ag_recovery)) / (Cu price 1% per tonne × Cu_recovery).*

The Metal Prices applied in the CuEq calculation were: Cu=3.00 USD/lb, Au=1,700 USD/oz, Mo=14 USD/lb, and Ag=20 USD/oz. Metal lurgical recovery averages for each deposit consider Indicated + Inferred material and are weighted to combine sulphide flotation and oxide leaching performance.

The recovery and copper equivalent formula for each deposit is:

Cortadera and San Antonio – Weighted recoveries of 82% Cu, 55% Au, 82% Mo and 37% Ag. CuEq(%) = Cu(%) + 0.56 x Au(g/t) + 0.00046 x Mo(ppm) + 0.0043 x Ag(g/t)

Productora – Weighted recoveries of 84% Cu, 47% Au, 47% Mo and 0% Ag (not reported). CuEq(%) = Cu(%) + 0.46 x Au(g/t) + 0.00026 x Mo(ppm)

Costa Fuego – Recoveries of 83% Cu, 53% Au, 69% Mo and 23% Ag. CuEq(%)=Cu(%) + 0.52 x Au(g/t) + 0.00039 x Mo(ppm) + 0.0027 x Ag(g/t)

*** Reported on a 100% Basis - combining Mineral Resource estimates for the Cortadera, Productora and San Antonio deposits. Figures are rounded, reported to appropriate significant figures, and reported in accordance with the JORC Code, CIM and NI 43-101. Metal rounded to nearest thousand, or if less, to the nearest hundred.*

Total Resource reported at +0.21% CuEq for open pit and +0.30% CuEq for underground.

For personal use only

Hot Chili Limited ACN 130 955 725
First Floor, 768 Canning Highway, Applecross, Western Australia 6153
PO Box 1725, Applecross, Western Australia 6953
P: +61 8 9315 9009 **F:** +61 8 9315 5004
www.hotchili.net.au

Contact
Mr Christian Easterday
Managing Director
E: admin@hotchili.net.au

For personal use only

Table 1 Significant Drill Results Reported for Costa Fuego in Q3 2022

Hole_ID	Coordinates			Azim	Dip	Hole Depth	Intersection		Interval	Copper	Gold	Silver	Molybdenum	Cu Eq
	North	East	RL				From	To	(m)	(% Cu)	(g/t Au)	(g/t Ag)	(ppm Mo)	(% Cu Eq)
MET028[1]	6822576	322851	790	270	-59	250.1	42	194	**152**	**0.6**	**0.1**	**0.2**	**81**	**0.6**
						Including	*46*	*85*	***39***	***1.0***	***0.1***	***0.3***	***31***	***1.1***
							226	250	**24**	**0.8**	**0.0**	**0.4**	**26**	**0.9**
MET025[2]	6820931	323027	884	90	-60	280	23	267	**244**	**0.7**	**0.2**	**0.8**	**144**	**0.8**
						Including	*177*	*248*	***71***	***0.8***	***0.2***	***0.7***	***204***	***1.0***
VAP0004	6823539	342823	946	90	-60	260	163	170	**7**	**1.9**	**0.0**	**10.8**	**2.8**	**2.0**
VAP0007	6823597	342870	942	90	-75	48	46	48	**2**	**1.4**	**0.0**	**6.1**	**3.5**	**1.5**
VAP0009	6823438	342909	947	90	-60	200	27	35	**8**	**5.7**	**0.1**	**24.1**	**1.9**	**5.9**
							46	48	**2**	**1.8**	**0.0**	**10.7**	**1.0**	**1.9**
VAP0011	6823456	342931	947	90	-60	150	4	9	5	0.5	0.0	0.3	2.4	0.5
VALMET-002	6823435	342914	952	90	-60	70.3	27	37	**10**	**5.3**	**0.0**	**19.7**	**2.2**	**5.4**
						or	25	37	**12**	**4.5**	**0.0**	**16.5**	**2.2**	**4.6**
						Including	*29*	*32*	***3***	***11.8***	***0.1***	***52.6***	***4.2***	***12.1***
							46	48	**2**	**0.9**	**0.0**	**5.6**	**0.5**	**1.0**
VAP0014	6823505	342957	927	286	-57	150	68	70	**2**	**1.5**	**0.0**	**9.3**	**2.0**	**1.5**
VAP0015	6823551	342932	910	105	-60	150	0	4	**4**	**0.7**	**0.0**	**3.3**	**1.3**	**0.8**
							24	27	**3**	**1.4**	**0.0**	**8.2**	**0.7**	**1.5**
VAP0016	6823431	342920	945	130	-57	80	28	30	**2**	**1.2**	**0.0**	**0.4**	**5.0**	**1.2**
							41	43	**2**	**0.7**	**0.0**	**0.3**	**3.0**	**0.7**
							45	47	**2**	**1.9**	**0.0**	**6.7**	**1.0**	**2.0**
VAP0017	6823545	342836	947	270	-60	220	179	184	**5**	**1.5**	**0.0**	**7.8**	**0.8**	**1.5**
							179	181	**2**	**3.2**	**0.0**	**16.4**	**1.0**	**3.3**
							189	191	**2**	**0.9**	**0.0**	**3.7**	**0.8**	**0.9**
							196	198	**2**	**1.0**	**0.0**	**4.2**	**1.0**	**1.0**
VAP0027	6823595	342875	934	28	-67	100	46	49	**3**	**1.3**	**0.0**	**3.0**	**1**	**1.4**
VAP0029	6823463	342933	943	265	-64	100	10	16	**6**	**1.3**	**0.0**	**0.3**	**1**	**1.3**
							23	25	**2**	**1.1**	**0.0**	**0.8**	**1**	**1.1**
SAP0042	6819270	342486	1,204	89	-80	150	95	97	**2**	**0.8**	**0.0**	**2.5**	**4.8**	**0.9**
SAP0044	6818761	342438	1,208	240	-60	170	100	104	**4**	**1.7**	**0.0**	**3.9**	**0.5**	**1.7**
						Including	*147*	*150*	***3***	***1.2***	***0.1***	***4.1***	***0.3***	***1.2***
SAP0047	6818793	342448	1,213	200	-75	200	146	151	**5**	**1.0**	**0.0**	**2.4**	**1.4**	**1.0**
SAP0048	6818509	342288	1,233	329	-59	100	11	18	**7**	**1.5**	**0.1**	**4.8**	**3.1**	**1.6**
						Including	*12*	*14*	***2***	***3.9***	***0.2***	***12.9***	***7.5***	***4.0***
SAP0049	6818601	342317	1,235	15	-60	120	85	88	**3**	**1.3**	**0.0**	**3.3**	**2.0**	**1.3**

Hot Chili Limited ACN 130 955 725
First Floor, 768 Canning Highway, Applecross, Western Australia 6153
PO Box 1725, Applecross, Western Australia 6953
P: +61 8 9315 9009 **F:** +61 8 9315 5004
www.hotchili.net.au

Contact
Mr Christian Easterday
Managing Director
E: admin@hotchili.net.au

Hole_ID	Coordinates			Azim	Dip	Hole Depth	Intersection		Interval	Copper	Gold	Silver	Molybdenum	Cu Eq
	North	East	RL				From	To	(m)	(% Cu)	(g/t Au)	(g/t Ag)	(ppm Mo)	(% Cu Eq)
SAPMET-001	6818913	342555	1,178	330	-60	165.2	149	150	**1**	**0.8**	**0.1**	**0.6**	**2.8**	**0.8**
SAPMET-002	6818824	342424	1,211	255	-60	130	54	60	**6**	**1.3**	**0.0**	**3.9**	**1.0**	**1.3**
							74	95	**21**	**1.6**	**0.0**	**3.2**	**1.7**	**1.6**
SAPMET-003	6818628	342432	1,192	321	-61	200	133	146	**13**	**1.3**	**0.0**	**3.2**	**2.2**	**1.3**
						Including	*140*	*142*	***2***	***3.5***	***0.1***	***7.6***	***1.0***	***3.7***
							175	177	**2**	**2.0**	**0.0**	**3.4**	**0.7**	**2.0**
SAP0053	6818402	342314	1,267	347	-60	200	115	119	**4**	**1.4**	**0.2**	**6.4**	**18.0**	**1.6**
SAP0054	6818545	342409	1,217	239	-60	162	12	14	2	0.7	0.1	4.1	0.8	0.8
SZP0002	6807370	334541	1,264	280	-60	486	37	40	3	0.0	0.0	5.5	10	0.1
							80	83	3	0.1	0.0	6.3	7	0.1
SZP0003	6807048	333923	1,296	119	-60	420	0	38	**38**	**0.0**	**0.0**	**2.9**	**20**	**0.0**
						Including	*24*	*38*	***14***	***0.0***	***0.0***	***4.9***	***9***	***0.0***
SZP0004	6806731	334193	1,324	110	61	498	0	30	**30**	**0.0**	**0.0**	**4.5**	**69**	**0.1**
							178	184	**6**	**0.1**	**0.0**	**2.5**	**37**	**0.1**

Significant intercepts are calculated above a nominal cut-off grade of 0.1% Cu. Where appropriate, significant intersections may contain up to 30m down-hole distance of internal dilution (less than 0.1% Cu). Significant intersections are separated where internal dilution is greater than 30m down-hole distance. The selection of 0.1% Cu for intersection cut-off grade above is selected on the basis of exploration significance and is not meant to represent potential marginal economic cut-off grade for bulk tonnage polymetallic copper deposits of similar grade in Chile and elsewhere in the world.

Down-hole significant intercept widths are estimated to be at or around true-widths of mineralisation

* Copper Equivalent (CuEq) reported for the drillhole intersections were calculated using the following formula: CuEq% = ((Cu% × Cu price 1% per tonne × Cu_recovery) + (Mo ppm × Mo price per g/t × Mo_recovery) + (Au ppm × Au price per g/t × Au_recovery) + (Ag ppm × Ag price per g/t × Ag_recovery)) / (Cu price 1% per tonne × Cu_recovery). The Metal Prices applied in the calculation were: Cu=3.00 USD/lb, Au=1,700 USD/oz, Mo=14 USD/lb, and Ag=20 USD/oz. The entirety of the intersection is assumed as fresh. The recovery and copper equivalent formula for each deposit is:

Cortadera – Recoveries of 83% Cu, 56% Au, 83% Mo and 37% Ag. CuEq(%) = Cu(%) + 0.56 x Au(g/t) + 0.00046 x Mo(ppm) + 0.0043 x Ag(g/t)

Productora – Recoveries of 84% Cu, 47% Au, 47% Mo and 0% Ag (not reported). CuEq(%) = Cu(%) + 0.48 x Au(g/t) + 0.00026 x Mo(ppm)

San Antonio and Valentina – Recoveries of 88% Cu, 72% Au, 88% Mo and 69% Ag. CuEq(%) = Cu(%) + 0.68 x Au(g/t) + 0.00047 x Mo(ppm) + 0.0076 x Ag(g/t)

[1,2] Drillholes previously reported only metallurgical samples (see 'New High-Grade Results from Costa Fuego' dated 19th July 2022. Subsequent entire drillhole analysis then completed

For personal use only

Hot Chili Limited ACN 130 955 725
First Floor, 768 Canning Highway, Applecross, Western Australia 6153
PO Box 1725, Applecross, Western Australia 6953
P: +61 8 9315 9009 **F:** +61 8 9315 5004
www.hotchili.net.au

Contact
Mr Christian Easterday
Managing Director
E: admin@hotchili.net.au

Table 2 Details of all Drillholes Completed at Costa Fuego in Q3 2022

Quarter Drilled	Prospect	Hole_ID	North	East	RL	Depth	Azimuth	Dip	Results
Q3 2022	San Antonio	SAP0051	6818601	342317	1235	100	241	-75	NSR
Q3 2022	San Antonio	SAP0052	6818402	342314	1265	200	301	-60	NSR
Q3 2022	San Antonio	SAP0053	6818401	342319	1265	150	347	-60	Significant result returned Q3
Q3 2022	San Antonio	SAP0054	6818545	342409	1217	162	239	-60	Significant result returned Q3
Q3 2022	Valentina	VAP0017	6823545	342836	955	220	105	-60	Significant result returned Q3
Q3 2022	Valentina	VAP0018	6823648	342873	947	40	88	-69	NSR
Q3 2022	Valentina	VAP0019	6823659	342944	893	162	271	-57	NSR
Q3 2022	Valentina	VAP0020	6823586	342819	940	266	90	-63	NSR
Q3 2022	Valentina	VAP0021	6823396	342907	950	150	50	-70	NSR
Q3 2022	Valentina	VAP0022	6823507	342967	932	150	231	-60	NSR
Q3 2022	Valentina	VAP0023	6823810	342890	886	175	235	-60	NSR
Q3 2022	Valentina	VAP0024	6823688	342823	942	200	89	-60	NSR
Q3 2022	Valentina	VAP0025	6823688	342822	942	156	120	-57	NSR
Q3 2022	Valentina	VAP0026	6823575	342879	933	100	36	-70	NSR
Q3 2022	Valentina	VAP0027	6823595	342875	934	100	28	-67	Significant result returned Q4
Q3 2022	Valentina	VAP0028	6823545	342892	925	43	24	-66	NSR
Q3 2022	Valentina	VAP0029	6823463	342933	943	100	265	-64	Significant result returned Q4
Q3 2022	Santiago Z	SZP0001	6807677	334429	1212	358	229	-60	NSR
Q3 2022	Santiago Z	SZP0002	6807370	334541	1264	486	280	-60	Significant result returned Q4
Q3 2022	Santiago Z	SZP0003	6807042	333930	1295	420	119	-60	Significant result returned Q4
Q3 2022	Santiago Z	SZP0004	6806724	334193	1317	438	110	-61	Significant result returned Q4

Note 1: NSR – no significant intersection recorded

.

For personal use only

Hot Chili Limited ACN 130 955 725
First Floor, 768 Canning Highway, Applecross, Western Australia 6153
PO Box 1725, Applecross, Western Australia 6953
P: +61 8 9315 9009 **F:** +61 8 9315 5004
www.hotchili.net.au

Contact
Mr Christian Easterday
Managing Director
E: admin@hotchili.net.au

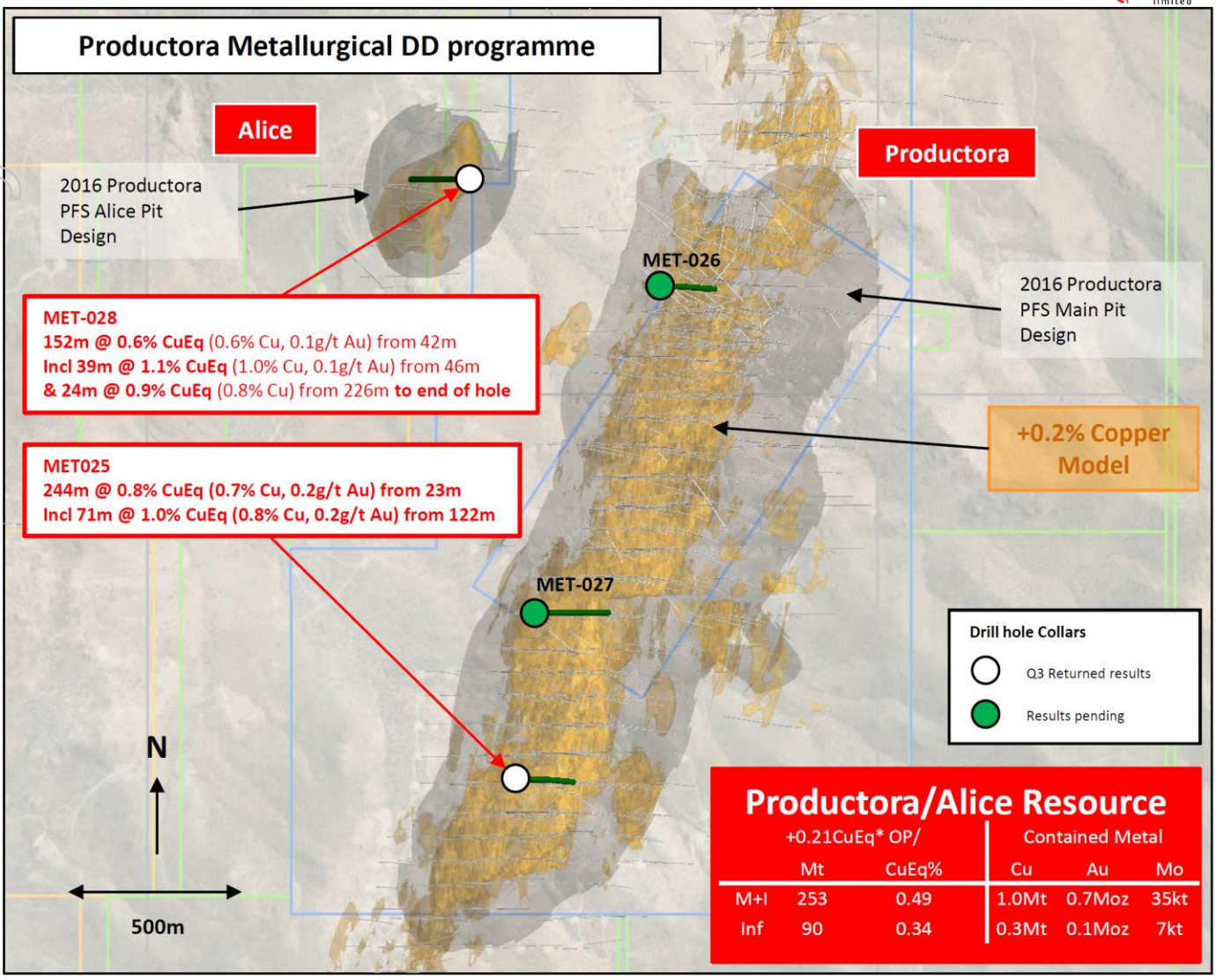

Figure 3. Plan view across the Productora tenements displaying the modelled 0.2% Cu model in yellow and the collar locations and significant results of metallurgical drilling returned during the quarter.

For personal use only

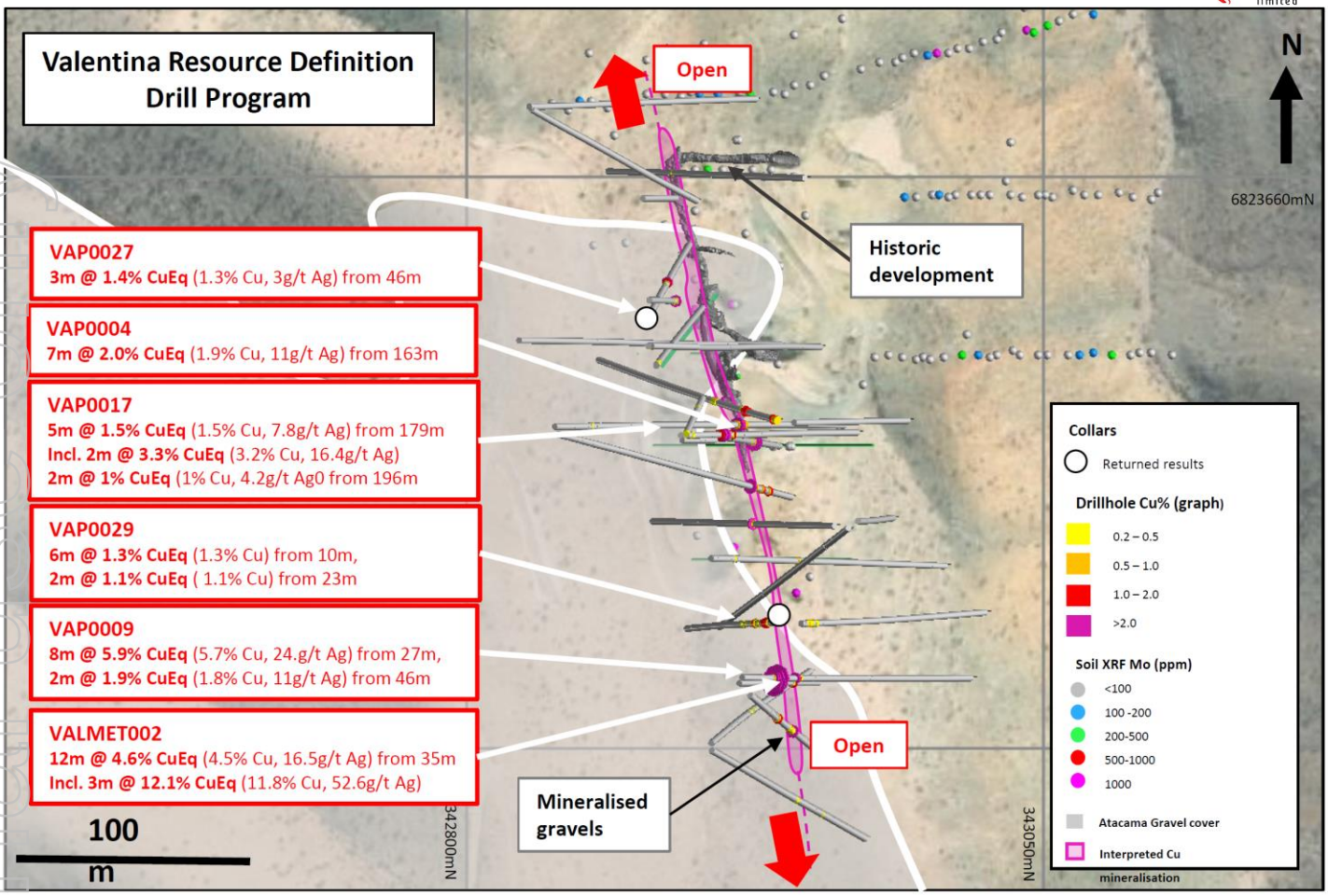

Figure 4 Plan view across the Valentina tenements displaying the underground drives superimposed on the topography and the collar locations and selected significant results of exploration drilling during the quarter in red

For personal use only

For personal use only

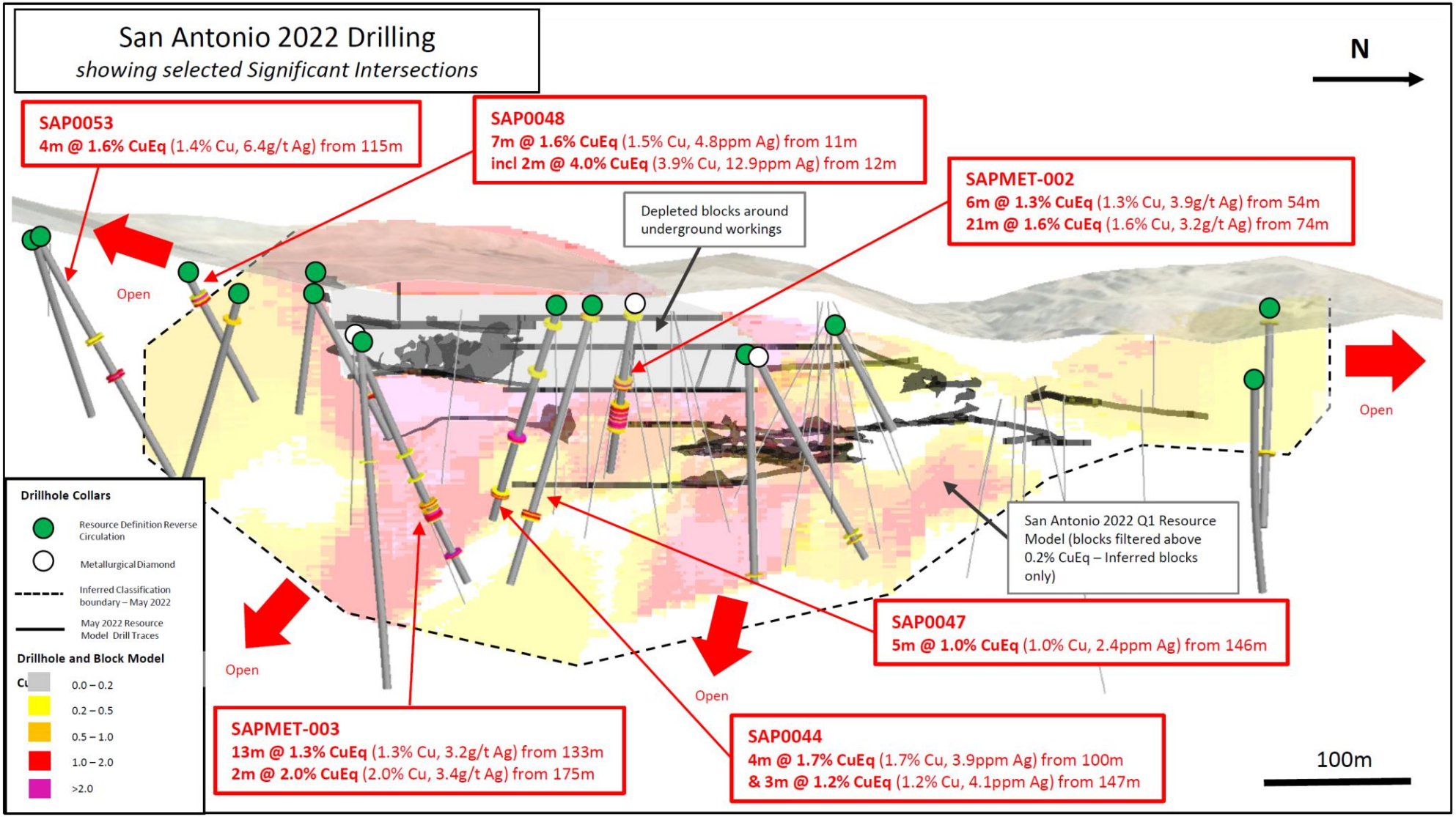

Figure 5. Long section (along the plane of mineralisation) showing significant intersections from phase 1 RC drilling at San Antonio. Current Resource Model (May 2022) shown for reference (filtered to show Inferred blocks above 0.2% CuEq). Note southern high-grade drill intersections (SAP0048 and SAP0053) recorded outside resource envelope

For personal use only



Figure 6. Location of drill holes and new significant drill results at the Santiago Z exploration target. Phase Two drilling is currently being planned to intersect high-potential exploration targets in the untested area to the south of the Phase One drillholes.

Additional ASX Disclosure Information

ASX Listing Rule 5.3.2: There was no substantive mining production and development activities during the quarter.

ASX Listing Rule 5.3.3 - Schedule of Mineral Tenements as at 30 September 2022
The schedule of Mineral Tenements and changes in interests is appended at the end of this activities report.

ASX Listing Rule 5.3.4: Reporting under a use of funds statement in a Prospectus does not apply to the Company currently.

ASX Listing Rule 5.3.5: Payments to related parties of the Company and their associates during the quarter per Section 6.1 of the Appendix 5B totaled $156,347. This is comprised of directors' salaries and superannuation of $156,347.

For personal use only

For personal use only

Health, Safety, Environment and Quality

No safety incidents were recorded this quarter. Field operations during the period including geological reconnaissance activities, RC and diamond drilling, core-testing and logging, field mapping, and sampling exercises across the Cortadera, El Fuego and Productora landholdings. El Fuego field activities are run from the Cortadera operations centre and safety statistics are combined for reporting.

Hot Chili's sustainability framework ensures an emphasis on business processes that target long-term economic, environmental and social value. The Company is dedicated to continual monitoring and improvement of health, safety and the environmental systems.

Importantly, the Company has implemented COVID safety measures and procedures to ensure the safety of its staff, consultants and contractors during these challenging times. This has been critical in allowing for continuation of drilling and other field activities during the quarter.

The Company has refined these protocols and ensured adequate manning of each operational shift to maintain strong productivity at its operations, there is no greater importance than ensuring the safety of our people and their families.

The Company's HSEQ quarterly performance is summarised below:

Table 3 HSEQ Quarter 3 2022 Performance and Statistics

Deposit	Productora	Cortadera	Valentina	San Antonio
Timeframe	July – September, 2022			
LTI events	0	0	0	0
NLTI events	2	1	0	0
Days lost	0	0	0	0
LTIFR index	0	0	0	0
ISR index	0	0	0	0
IFR Index	363	161	0	0
Thousands of mh (1)	5,5	6,2	9,9	1,3
Incidents on materials and assets	0	0	0	0
Environmental incidents	0	0	0	0
Headcount (2)	19	20	15	11

Notes: HSEQ is the acronym for Health, Safety, Environment and Quality. LTIFR per million man hours. Safety performance is reported on a monthly basis to the National Mine Safety Authority on a standard E-100 form; (1) man-hours; (2) Average monthly headcount (3) Cumulative statistics since April 2019.

Tenement Changes During the Quarter

There were no changes to the Company's tenement holdings during the quarter,

For personal use only

For personal use only

Table 4. Current Tenement (Patente) Holdings in Chile as at 30 September 2022

Cortadera Landholding

License ID	HCH % Held	HCH % Earning	Area (ha)	Agreement Type & %
MAGDALENITA 1/20	100% Frontera SpA		100	
ATACAMITA 1/82	100% Frontera SpA		82	
AMALIA 942 A 1/6	100% Frontera SpA		53	
PAULINA 10 B 1/16	100% Frontera SpA		136	
PAULINA 11 B 1/30	100% Frontera SpA		249	
PAULINA 12 B 1/30	100% Frontera SpA		294	
PAULINA 13 B 1/30	100% Frontera SpA		264	
PAULINA 14 B 1/30	100% Frontera SpA		265	
PAULINA 15 B 1/30	100% Frontera SpA		200	
PAULINA 22 A 1/30	100% Frontera SpA		300	
PAULINA 24 1/24	100% Frontera SpA		183	
PAULINA 25 A 1/19	100% Frontera SpA		156	
PAULINA 26 A 1/30	100% Frontera SpA		294	
PAULINA 27A 1/30	100% Frontera SpA		300	
CORTADERA 1 1/200	100% Frontera SpA		200	
CORTADERA 2 1/200	100% Frontera SpA		200	
CORTADERA 41	100% Frontera SpA		1	
CORTADERA 42	100% Frontera SpA		1	
LAS CANAS 16	100% Frontera SpA		1	
LAS CANAS 1/15	100% Frontera SpA		146	
CORTADERA 1/40	100% Frontera SpA		374	
LAS CANAS ESTE 2003 1/30	100% Frontera SpA		300	
CORROTEO 1 1/260	100% Frontera SpA		260	
CORROTEO 5 1/261	100% Frontera SpA		261	
ROMERO 1 al 31	100% Frontera SpA		31	
PURISIMA	100% Frontera SpA		20	

Productora Landholding

License ID	HCH % Held	HCH % Earning	Area (ha)	Agreement Type & %
FRAN 1, 1-60	80% SMEA SpA		220	
FRAN 2, 1-20	80% SMEA SpA		100	
FRAN 3, 1-20	80% SMEA SpA		100	
FRAN 4, 1-20	80% SMEA SpA		100	
FRAN 5, 1-20	80% SMEA SpA		100	
FRAN 6, 1-26	80% SMEA SpA		130	
FRAN 7, 1-37	80% SMEA SpA		176	
FRAN 8, 1-30	80% SMEA SpA		120	
FRAN 12, 1-40	80% SMEA SpA		200	
FRAN 13, 1-40	80% SMEA SpA		200	

For personal use only

License ID	HCH % Held	HCH % Earning	Area (ha)	Agreement Type & %
FRAN 14, 1-40	80% SMEA SpA		200	
FRAN 15, 1-60	80% SMEA SpA		300	
FRAN 18, 1-60	80% SMEA SpA		273	
FRAN 21, 1-46	80% SMEA SpA		226	
ALGA 7A, 1-32	80% SMEA SpA		89	
ALGA VI, 5-24	80% SMEA SpA		66	
MONTOSA 1-4	80% SMEA SpA		35	
CHICA	80% SMEA SpA		1	
ESPERANZA 1-5	80% SMEA SpA		11	
LEONA 2A 1-4	80% SMEA SpA		10	
CARMEN I, 1-50	80% SMEA SpA		222	
CARMEN II, 1-60	80% SMEA SpA		274	
ZAPA 1, 1-10	80% SMEA SpA		100	
ZAPA 3, 1-23	80% SMEA SpA		92	
ZAPA 5A, 1-16	80% SMEA SpA		80	
ZAPA 7, 1-24	80% SMEA SpA		120	
CABRITO, CABRITO 1-9	80% SMEA SpA		50	
CUENCA A, 1-51	80% SMEA SpA		255	
CUENCA B, 1-28	80% SMEA SpA		139	
CUENCA C, 1-51	80% SMEA SpA		255	
CUENCA D	80% SMEA SpA		3	
CUENCA E	80% SMEA SpA		1	
CHOAPA 1-10	80% SMEA SpA		50	
ELQUI 1-14	80% SMEA SpA		61	
LIMARÍ 1-15	80% SMEA SpA		66	
LOA 1-6	80% SMEA SpA		30	
MAIPO 1-10	80% SMEA SpA		50	
TOLTÉN 1-14	80% SMEA SpA		70	
CACHIYUYITO 1, 1-20	80% SMEA SpA		100	
CACHIYUYITO 2, 1-60	80% SMEA SpA		300	
CACHIYUYITO 3, 1-60	80% SMEA SpA		300	
LA PRODUCTORA 1-16	80% SMEA SpA		75	
ORO INDIO 1A, 1-20	80% SMEA SpA		82	
AURO HUASCO I, 1-8	80% SMEA SpA		35	
URANIO, 1-70	0%	0%	350	25-year Lease Agreement
JULI 9, 1-60	80% SMEA SpA		300	
JULI 10, 1-60	80% SMEA SpA		300	
JULI 11 1/60	80% SMEA SpA		300	
JULI 12 1/42	80% SMEA SpA		210	
JULI 13 1/20	80% SMEA SpA		100	
JULI 14 1/50	80% SMEA SpA		250	
JULI 15 1/55	80% SMEA SpA		275	
JULI 16, 1-60	80% SMEA SpA		300	
JULI 17, 1-20	80% SMEA SpA		100	
JULI 19	80% SMEA SpA		300	

For personal use only

License ID	HCH % Held	HCH % Earning	Area (ha)	Agreement Type & %
JULI 20	80% SMEA SpA		300	
JULI 21 1/60	80% SMEA SpA		300	
JULI 22	80% SMEA SpA		300	
JULI 23 1/60	80% SMEA SpA		300	
JULI 24, 1-60	80% SMEA SpA		300	
JULI 25	80% SMEA SpA		300	
JULI 27 1/30	80% SMEA SpA		150	
JULI 27 B 1/10	80% SMEA SpA		50	
JULI 28 1/60	80% SMEA SpA		300	
JULIETA 5	80% SMEA SpA		200	
JULIETA 6	80% SMEA SpA		200	
JULIETA 7	80% SMEA SpA		100	
JULIETA 8	80% SMEA SpA		100	
JULIETA 9	80% SMEA SpA		100	
JULIETA 10 1/60	80% SMEA SpA		300	
JULIETA 11	80% SMEA SpA		300	
JULIETA 12	80% SMEA SpA		300	
JULIETA 13, 1-60	80% SMEA SpA		298	
JULIETA 14, 1-60	80% SMEA SpA		269	
JULIETA 15, 1-40	80% SMEA SpA		200	
JULIETA 16	80% SMEA SpA		200	
JULIETA 17	80% SMEA SpA		200	
JULIETA 18, 1-40	80% SMEA SpA		200	
ARENA 1 1-6	80% SMEA SpA		40	
ARENA 2 1-17	80% SMEA SpA		113	
ZAPA 1 – 6	80% SMEA SpA		6	
JULIETA 1 al 4	80% SMEA SpA		4	

El Fuego Landholding

Licence ID	HCH % Held	HCH % Earning	Area (ha)	Agreement Type & %
Santiago 21 al 36		90% Frontera SpA	76	90% (HCH) Option Agreement USD 200,000 already paid. USD 300,000 by November 7th, 2022. USD 6,700,000 by November 7th, 2023.
Santiago 37 al 43		90% Frontera SpA	26	
Santiago A, 1 al 26		90% Frontera SpA	236	
Santiago B, 1 al 20		90% Frontera SpA	200	
Santiago C, 1 al 30		90% Frontera SpA	300	
Santiago D, 1 al 30		90% Frontera SpA	300	
Santiago E, 1 al 30		90% Frontera SpA	300	
Prima Uno		90% Frontera SpA	1	
Prima Dos		90% Frontera SpA	2	
Santiago 15 al 19		90% Frontera SpA	25	
San Antonio 1 al 5		90% Frontera SpA	25	
Santiago 1 AL 14 Y 20		90% Frontera SpA	75	
Mercedes 1 al 3		90% Frontera SpA	50	

For personal use only

Licence ID	HCH % Held	HCH % Earning	Area (ha)	Agreement Type & %
Porfiada A		90% Frontera SpA	200	
Porfiada B		90% Frontera SpA	300	
Porfiada C		90% Frontera SpA	300	
Porfiada D		90% Frontera SpA	300	
Porfiada E		90% Frontera SpA	300	
Porfiada F		90% Frontera SpA	300	
Porfiada G		90% Frontera SpA	200	
Porfiada VII		90% Frontera SpA	300	
Porfiada VIII		90% Frontera SpA	300	
Porfiada IX		90% Frontera SpA	300	
Porfiada X		90% Frontera SpA	200	
Kreta 1-4		90% Frontera SpA	16	
Mary 1-22		90% Frontera SpA	64	
CORTADERA 1	100% Frontera SpA		200	
CORTADERA 2	100% Frontera SpA		200	
CORTADERA 3	100% Frontera SpA		200	
CORTADERA 4	100% Frontera SpA		200	
CORTADERA 5	100% Frontera SpA		200	
CORTADERA 6	100% Frontera SpA		300	
CORTADERA 7, 1-20	100% Frontera SpA		100	
SAN ANTONIO 1	100% Frontera SpA		200	
SAN ANTONIO 2	100% Frontera SpA		200	
SAN ANTONIO 3	100% Frontera SpA		300	
SAN ANTONIO 4	100% Frontera SpA		300	
SAN ANTONIO 5	100% Frontera SpA		300	
DORO 1	100% Frontera SpA		200	
DORO 2	100% Frontera SpA		200	
DORO 3	100% Frontera SpA		300	
SANTIAGO Z		100% Frontera SpA	300	100% (HCH) Option Agreement USD 600,000 by January 22nd, 2024. NSR 1.5%
Porfiada I		100% Frontera SpA	300	
Porfiada II		100% Frontera SpA	300	
Porfiada III		100% Frontera SpA	300	
Porfiada IV		100% Frontera SpA	300	
Porfiada V		100% Frontera SpA	200	
Porfiada VI		100% Frontera SpA	100	
SAN JUAN SUR 1/5		90% Frontera SpA	10	90% (HCH) Option Agreement USD 150,000 by June 1st, 2023. USD 4,000,000 by June 1st, 2024.
SAN JUAN SUR 6/23		90% Frontera SpA	90	
CHILIS 1	100% Frontera SpA		200	
CHILIS 2	100% Frontera SpA		200	
CHILIS 3	100% Frontera SpA		100	
CHILIS 4	100% Frontera SpA		200	
CHILIS 5	100% Frontera SpA		200	
CHILIS 6	100% Frontera SpA		200	
CHILIS 7	100% Frontera SpA		200	

Licence ID	HCH % Held	HCH % Earning	Area (ha)	Agreement Type & %
CHILIS 8	100% Frontera SpA		200	
CHILIS 9	100% Frontera SpA		300	
CHILIS 10	100% Frontera SpA		200	
CHILIS 11	100% Frontera SpA		200	
CHILIS 12	100% Frontera SpA		300	
CHILIS 13	100% Frontera SpA		300	
CHILIS 14	100% Frontera SpA		300	
CHILIS 15	100% Frontera SpA		300	
CHILIS 16	100% Frontera SpA		300	
CHILIS 17	100% Frontera SpA		300	
CHILIS 18	100% Frontera SpA		300	
SOLAR 1	100% Frontera SpA		300	
SOLAR 2	100% Frontera SpA		300	
SOLAR 3	100% Frontera SpA		300	
SOLAR 4	100% Frontera SpA		300	
SOLAR 5	100% Frontera SpA		300	
SOLAR 6	100% Frontera SpA		300	
SOLAR 7	100% Frontera SpA		300	
SOLAR 8	100% Frontera SpA		300	
SOLAR 9	100% Frontera SpA		300	
SOLAR 10	100% Frontera SpA		300	
SOLEDAD 1	100% Frontera SpA		300	
SOLEDAD 2	100% Frontera SpA		300	
SOLEDAD 3	100% Frontera SpA		300	
SOLEDAD 4	100% Frontera SpA		300	
CF 1	100% Frontera SpA		300	
CF 2	100% Frontera SpA		300	
CF 3	100% Frontera SpA		300	
CF 4	100% Frontera SpA		300	
CF 5	100% Frontera SpA		300	
Chapulín Colorado	100% Frontera SpA		3	
Doña Felipa 1 al 10	100% Frontera SpA		50	
Elenor Rigby 1 al 10	100% Frontera SpA		100	
Peggy Sue 1 al 10	100% Frontera SpA		100	

For personal use only

Qualifying Statements

The Mineral Resource summary for the Costa Fuego Project is presented in Table 5. Tables 6 to 8 present the individual deposits that combine to form the Costa Fuego Project.

Table 5. Costa Fuego Copper-Gold Project Mineral Resource Estimate, March 2022

Costa Fuego OP Resource		Grade					Contained Metal				
Classification (+0.21% CuEq*)	Tonnes (Mt)	CuEq (%)	Cu (%)	Au (g/t)	Ag (g/t)	Mo (ppm)	Copper Eq (tonnes)	Copper (tonnes)	Gold (ounces)	Silver (ounces)	Molybdenum (tonnes)
Indicated	576	0.46	0.37	0.10	0.37	91	2,658,000	2,145,000	1,929,000	6,808,000	52,200
M+I Total	**576**	**0.46**	**0.37**	**0.10**	**0.37**	**91**	**2,658,000**	**2,145,000**	**1,929,000**	**6,808,000**	**52,200**
Inferred	**147**	**0.35**	**0.30**	**0.05**	**0.23**	**68**	**520,000**	**436,000**	**220,000**	**1,062,000**	**10,000**

Costa Fuego UG Resource		Grade					Contained Metal				
Classification (+0.30% CuEq*)	Tonnes (Mt)	CuEq (%)	Cu (%)	Au (g/t)	Ag (g/t)	Mo (ppm)	Copper Eq (tonnes)	Copper (tonnes)	Gold (ounces)	Silver (ounces)	Molybdenum (tonnes)
Indicated	148	0.51	0.39	0.12	0.78	102	750,000	578,000	559,000	3,702,000	15,000
M+I Total	**148**	**0.51**	**0.39**	**0.12**	**0.78**	**102**	**750,000**	**578,000**	**559,000**	**3,702,000**	**15,000**
Inferred	**56**	**0.38**	**0.30**	**0.08**	**0.54**	**61**	**211,000**	**170,000**	**139,000**	**971,000**	**3,400**

Costa Fuego Total Resource		Grade					Contained Metal				
Classification	Tonnes (Mt)	CuEq (%)	Cu (%)	Au (g/t)	Ag (g/t)	Mo (ppm)	Copper Eq (tonnes)	Copper (tonnes)	Gold (ounces)	Silver (ounces)	Molybdenum (tonnes)
Indicated	725	0.47	0.38	0.11	0.45	93	3,408,000	2,755,000	2,564,000	10,489,000	67,400
M+I Total	**725**	**0.47**	**0.38**	**0.11**	**0.45**	**93**	**3,408,000**	**2,755,000**	**2,564,000**	**10,489,000**	**67,400**
Inferred	**202**	**0.36**	**0.30**	**0.06**	**0.31**	**66**	**731,000**	**605,000**	**359,000**	**2,032,000**	**13,400**

Refer to ASX Announcement "Hot Chili Delivers Next Level of Growth" (31st March 2022) for JORC Code Table 1 information related to the Costa Fuego JORC-compliant Mineral Resource Estimate (MRE) by Competent Person Elizabeth Haren, constituting the MREs of Cortadera, Productora and San Antonio (which combine to form Costa Fuego).

** Copper Equivalent (CuEq) reported for the resource were calculated using the following formula: CuEq% = ((Cu% × Cu price 1% per tonne × Cu_recovery) + (Mo ppm × Mo price per g/t × Mo_recovery) + (Au ppm × Au price per g/t × Au_recovery) + (Ag ppm × Ag price per g/t × Ag_recovery)) / (Cu price 1% per tonne × Cu_recovery).*

The Metal Prices applied in the CuEq calculation were: Cu=3.00 USD/lb, Au=1,700 USD/oz, Mo=14 USD/lb, and Ag=20 USD/oz. Metallurgical recovery averages for each deposit consider Indicated + Inferred material and are weighted to combine sulphide flotation and oxide leaching performance. The recovery and copper equivalent formula for each deposit is:

Cortadera and San Antonio – Weighted recoveries of 82% Cu, 55% Au, 82% Mo and 37% Ag.
CuEq(%) = Cu(%) + 0.56 x Au(g/t) + 0.00046 x Mo(ppm) + 0.0043 x Ag(g/t)

Productora – Weighted recoveries of 84% Cu, 47% Au, 47% Mo and 0% Ag (not reported)
CuEq(%) = Cu(%) + 0.46 x Au(g/t) + 0.00026 x Mo(ppm)

Costa Fuego – Weighted recoveries of 83% Cu, 53% Au, 69% Mo and 23% Ag
CuEq(%) = Cu(%) + 0.52 x Au(g/t) + 0.00039 x Mo(ppm) + 0.0027 x Ag(g/t)

*** Reported on a 100% Basis - combining Mineral Resource Estimates for the Cortadera, Productora and San Antonio deposits. Figures are rounded, reported to appropriate significant figures, and reported in accordance with the JORC Code, CIM and NI 43-101. Metal rounded to nearest thousand, or if less, to the nearest hundred.*

Total Resource reported at +0.21% CuEq for open pit and +0.30% CuEq for underground.

For personal use only

Table 6. Productora Deposit Mineral Resource Estimate, March 2022

Productora Total Resource		Grade					Contained Metal				
Classification (+0.21% CuEq*)	Tonnes (Mt)	CuEq (%)	Cu (%)	Au (g/t)	Ag (g/t)	Mo (ppm)	Copper Eq (tonnes)	Copper (tonnes)	Gold (ounces)	Silver (ounces)	Molybdenum (tonnes)
Indicated	253	0.49	0.41	0.08		139	1,247,000	1,043,000	646,000		35,100
M+I Total	**253**	**0.49**	**0.41**	**0.08**		**139**	**1,247,000**	**1,043,000**	**646,000**		**35,100**
Inferred	**90**	**0.34**	**0.29**	**0.03**		**75**	**305,000**	**259,000**	**91,000**		**6,800**

** Copper Equivalent (CuEq) reported for the resource were calculated using the following formula: CuEq% = ((Cu% × Cu price 1% per tonne × Cu_recovery) + (Mo ppm × Mo price per g/t × Mo_recovery) + (Au ppm × Au price per g/t × Au_recovery) + (Ag ppm × Ag price per g/t × Ag_recovery)) / (Cu price 1% per tonne × Cu_recovery).*

The Metal Prices applied in the CuEq calculation were: Cu=3.00 USD/lb, Au=1,700 USD/oz, Mo=14 USD/lb, and Ag=20 USD/oz. Metallurgical recovery averages for each deposit consider Indicated + Inferred material and are weighted to combine sulphide flotation and oxide leaching performance. The recovery and copper equivalent formula for each deposit is:

Productora – Weighted recoveries of 84% Cu, 47% Au, 47% Mo and 0% Ag (not reported)
CuEq(%) = Cu(%) + 0.46 x Au(g/t) + 0.00026 x Mo(ppm)

*** Reported on a 100% Basis - combining Mineral Resource Estimates for the Cortadera, Productora and San Antonio deposits. Figures are rounded, reported to appropriate significant figures, and reported in accordance with the JORC Code, CIM and NI 43-101. Metal rounded to nearest thousand, or if less, to the nearest hundred.*

Total Resource reported at +0.21% CuEq for open pit

Table 7. San Antonio Deposit Mineral Resource Estimate, March 2022

San Antonio Total Resource		Grade					Contained Metal				
Classification (+0.21% CuEq*)	Tonnes (Mt)	CuEq (%)	Cu (%)	Au (g/t)	Ag (g/t)	Mo (ppm)	Copper Eq (tonnes)	Copper (tonnes)	Gold (ounces)	Silver (ounces)	Molybdenum (tonnes)
Inferred	**4.2**	**1.2**	**1.1**	**0.01**	**2.1**	**1.5**	**48,100**	**47,400**	**2,000**	**287,400**	**6**

** Copper Equivalent (CuEq) reported for the resource were calculated using the following formula: CuEq% = ((Cu% × Cu price 1% per tonne × Cu_recovery) + (Mo ppm × Mo price per g/t × Mo_recovery) + (Au ppm × Au price per g/t × Au_recovery) + (Ag ppm × Ag price per g/t × Ag_recovery)) / (Cu price 1% per tonne × Cu_recovery).*

The Metal Prices applied in the CuEq calculation were: Cu=3.00 USD/lb, Au=1,700 USD/oz, Mo=14 USD/lb, and Ag=20 USD/oz. Metallurgical recovery averages for each deposit consider Indicated + Inferred material and are weighted to combine sulphide flotation and oxide leaching performance. The recovery and copper equivalent formula for each deposit is:

San Antonio – Weighted recoveries of 82% Cu, 55% Au, 82% Mo and 37% Ag.
CuEq(%) = Cu(%) + 0.56 x Au(g/t) + 0.00046 x Mo(ppm) + 0.0043 x Ag(g/t)

*** Reported on a 100% Basis - combining Mineral Resource Estimates for the Cortadera, Productora and San Antonio deposits. Figures are rounded, reported to appropriate significant figures, and reported in accordance with the JORC Code, CIM and NI 43-101. Metal rounded to nearest thousand, or if less, to the nearest hundred.*

Total Resource reported at +0.21% CuEq for open pit

For personal use only

Table 8. Cortadera Deposit Mineral Resource Estimate, March 2022

Cortadera OP Resource		Grade					Contained Metal				
Classification (+0.21% CuEq*)	Tonnes (Mt)	CuEq (%)	Cu (%)	Au (g/t)	Ag (g/t)	Mo (ppm)	Copper Eq (tonnes)	Copper (tonnes)	Gold (ounces)	Silver (ounces)	Molybdenum (tonnes)
Indicated	323	0.44	0.34	0.12	0.66	53	1,411,000	1,102,000	1,284,000	6,808,000	17,100
M+I Total	**323**	**0.44**	**0.34**	**0.12**	**0.66**	**53**	**1,411,000**	**1,102,000**	**1,284,000**	**6,808,000**	**17,100**
Inferred	**53**	**0.32**	**0.25**	**0.08**	**0.46**	**62**	**168,000**	**132,000**	**135,000**	**778,000**	**3,300**

Cortadera UG Resource		Grade					Contained Metal				
Classification (+0.30% CuEq*)	Tonnes (Mt)	CuEq (%)	Cu (%)	Au (g/t)	Ag (g/t)	Mo (ppm)	Copper Eq (tonnes)	Copper (tonnes)	Gold (ounces)	Silver (ounces)	Molybdenum (tonnes)
Indicated	148	0.51	0.39	0.12	0.78	102	750,000	578,000	559,000	3,702,000	15,000
M+I Total	**148**	**0.51**	**0.39**	**0.12**	**0.78**	**102**	**750,000**	**578,000**	**559,000**	**3,702,000**	**15,000**
Inferred	**56**	**0.38**	**0.30**	**0.08**	**0.54**	**61**	**211,000**	**170,000**	**139,000**	**971,000**	**3,400**

Cortadera Total Resource		Grade					Contained Metal				
Classification	Tonnes (Mt)	CuEq (%)	Cu (%)	Au (g/t)	Ag (g/t)	Mo (ppm)	Copper Eq (tonnes)	Copper (tonnes)	Gold (ounces)	Silver (ounces)	Molybdenum (tonnes)
Indicated	471	0.46	0.36	0.12	0.69	68	2,161,000	1,680,000	1,843,000	10,509,000	32,200
M+I Total	**471**	**0.46**	**0.36**	**0.12**	**0.69**	**68**	**2,161,000**	**1,680,000**	**1,843,000**	**10,509,000**	**32,200**
Inferred	**108**	**0.35**	**0.28**	**0.08**	**0.50**	**62**	**379,000**	**301,000**	**274,000**	**1,749,000**	**6,700**

Refer to ASX Announcement "Hot Chili Delivers Next Level of Growth" (31st March 2022) for JORC Code Table 1 information related to the Costa Fuego JORC-compliant Mineral Resource Estimate (MRE) by Competent Person Elizabeth Haren, constituting the MREs of Cortadera, Productora and San Antonio (which combine to form Costa Fuego).
** Copper Equivalent (CuEq) reported for the resource were calculated using the following formula: CuEq% = ((Cu% × Cu price 1% per tonne × Cu_recovery) + (Mo ppm × Mo price per g/t × Mo_recovery) + (Au ppm × Au price per g/t × Au_recovery) + (Ag ppm × Ag price per g/t × Ag_recovery)) / (Cu price 1% per tonne × Cu_recovery).*

The Metal Prices applied in the CuEq calculation were: Cu=3.00 USD/lb, Au=1,700 USD/oz, Mo=14 USD/lb, and Ag=20 USD/oz. Metallurgical recovery averages for each deposit consider Indicated + Inferred material and are weighted to combine sulphide flotation and oxide leaching performance. The recovery and copper equivalent formula for each deposit is:

Cortadera – Weighted recoveries of 82% Cu, 55% Au, 82% Mo and 37% Ag.
CuEq(%) = Cu(%) + 0.56 x Au(g/t) + 0.00046 x Mo(ppm) + 0.0043 x Ag(g/t)

*** Reported on a 100% Basis - combining Mineral Resource Estimates for the Cortadera, Productora and San Antonio deposits. Figures are rounded, reported to appropriate significant figures, and reported in accordance with the JORC Code, CIM and NI 43-101. Metal rounded to nearest thousand, or if less, to the nearest hundred.*

Total Resource reported at +0.21% CuEq for open pit and +0.30% CuEq for underground.

For personal use only

Competent Person's Statement- Exploration Results

Exploration information in this Announcement is based upon work compiled by Mr Christian Easterday, the Managing Director and a full-time employee of Hot Chili Limited whom is a Member of the Australasian Institute of Geoscientists (AIG). Mr Easterday has sufficient experience that is relevant to the style of mineralisation and type of deposit under consideration and to the activity which he is undertaking to qualify as a 'Competent Person' as defined in the 2012 Edition of the 'Australasian Code for Reporting of Exploration Results, Mineral Resources and Ore Reserves' (JORC Code). Mr Easterday consents to the inclusion in the report of the matters based on their information in the form and context in which it appears.

Competent Person's Statement- Costa Fuego Mineral Resources

The information in this report that relates to Mineral Resources for Cortadera, Productora and San Antonio which constitute the combined Costa Fuego Project is based on information compiled by Ms Elizabeth Haren, a Competent Person who is a Member and Chartered Professional of The Australasian Institute of Mining and Metallurgy and a Member of the Australian Institute of Geoscientists. Ms Haren is a full-time employee of Haren Consulting Pty Ltd and an independent consultant to Hot Chili. Ms Haren has sufficient experience, which is relevant to the style of mineralisation and types of deposits under consideration and to the activities undertaken, to qualify as a Competent Person as defined in the 2012 Edition of the 'Australasian Code of Reporting of Exploration Results, Mineral Resources and Ore Reserves'. Ms Haren consents to the inclusion in the report of the matters based on her information in the form and context in which it appears. For further information on the Costa Fuego Project, refer to the technical report titled "Resource Report for the Costa Fuego Technical Report", dated December 13, 2021, which is available for review under Hot Chili's profile at www.sedar.com.

Forward Looking Statements

This Announcement is provided on the basis that neither the Company nor its representatives make any warranty (express or implied) as to the accuracy, reliability, relevance or completeness of the material contained in the Announcement and nothing contained in the Announcement is, or may be relied upon as a promise, representation or warranty, whether as to the past or the future. The Company hereby excludes all warranties that can be excluded by law. The Announcement contains material which is predictive in nature and may be affected by inaccurate assumptions or by known and unknown risks and uncertainties and may differ materially from results ultimately achieved.

The Announcement contains "forward-looking statements". All statements other than those of historical facts included in the Announcement are forward-looking statements including estimates of Mineral Resources. However, forward-looking statements are subject to risks, uncertainties and other factors, which could cause actual results to differ materially from future results expressed, projected or implied by such forward-looking statements. Such risks include, but are not limited to, copper, gold and other metals price volatility, currency fluctuations, increased production costs and variances in ore grade recovery rates from those assumed in mining plans, as well as political and operational risks and governmental regulation and judicial outcomes. The Company does not undertake any obligation to release publicly any revisions to any "forward-looking statement" to reflect events or circumstances after the date of the Announcement, or to reflect the occurrence of unanticipated events, except as may be required under applicable securities laws. All persons should consider seeking appropriate professional advice in reviewing the Announcement and all other information with respect to the Company and evaluating the business, financial performance and operations of the Company. Neither the provision of the Announcement nor any information contained in the Announcement or subsequently communicated to any person in connection with the Announcement is, or should be taken as, constituting the giving of investment advice to any person

Disclaimer

Neither the TSX Venture Exchange nor its Regulation Services Provider (as that term is defined in the policies of the TSX Venture Exchange) accepts responsibility for the adequacy or accuracy of this news release.

For personal use only

Appendix 5B

Mining exploration entity or oil and gas exploration entity quarterly cash flow report

For personal use only

Name of entity

Hot Chili Limited

ABN	Quarter ended ("current quarter")
91 130 955 725	30 September 2022

Consolidated statement of cash flows		**Current quarter $A'000**	**Year to date (3 months) $A'000**
1.	**Cash flows from operating activities**		
1.1	Receipts from customers	-	-
1.2	Payments for		
	(a) exploration & evaluation	(6,309)	(6,309)
	(b) development	-	-
	(c) production	-	-
	(d) staff costs	(449)	(449)
	(e) administration and corporate costs	(858)	(858)
1.3	Dividends received (see note 3)	-	-
1.4	Interest received	52	52
1.5	Interest and other costs of finance paid	-	-
1.6	Income taxes paid	-	-
1.7	Government grants and tax incentives	-	-
1.8	Other (provide details if material)	-	-
1.9	**Net cash from / (used in) operating activities**	**(7,564)**	**(7,564)**

2.	**Cash flows from investing activities**		
2.1	Payments to acquire or for:		
	(a) entities	-	-
	(b) tenements	(668)	(668)
	(c) property, plant and equipment	-	-
	(d) exploration & evaluation	-	-
	(e) investments	-	-
	(f) other non-current assets	-	-

For personal use only

Consolidated statement of cash flows		Current quarter $A'000	Year to date (3 months) $A'000
2.2	Proceeds from the disposal of:		
	(a) entities	-	-
	(b) tenements	-	-
	(c) property, plant and equipment	-	-
	(d) investments	-	-
	(e) other non-current assets	-	-
2.3	Cash flows from loans to other entities	-	-
2.4	Dividends received (see note 3)	-	-
2.5	Other (provide details if material)	-	-
2.6	**Net cash from / (used in) investing activities**	**(668)**	**(668)**

3.	**Cash flows from financing activities**		
3.1	Proceeds from issues of equity securities (excluding convertible debt securities)	-	-
3.2	Proceeds from issue of convertible debt securities	-	-
3.3	Proceeds from exercise of options	-	-
3.4	Transaction costs related to issues of equity securities or convertible debt securities	(16)	(16)
3.5	Proceeds from borrowings	-	-
3.6	Repayment of borrowings (CMP option)	-	-
3.7	Transaction costs related to loans and borrowings	-	-
3.8	Dividends paid	-	-
3.9	Other (provide details if material)	-	-
3.10	**Net cash from / (used in) financing activities**	**(16)**	**(16)**

4.	**Net increase / (decrease) in cash and cash equivalents for the period**		
4.1	Cash and cash equivalents at beginning of period	23,637	23,637
4.2	Net cash from / (used in) operating activities (item 1.9 above)	(7,564)	(7,564)
4.3	Net cash from / (used in) investing activities (item 2.6 above)	(668)	(667)
4.4	Net cash from / (used in) financing activities (item 3.10 above)	(16)	(16)

Consolidated statement of cash flows		Current quarter $A'000	Year to date (3 months) $A'000
4.5	Effect of movement in exchange rates on cash held	72	72
4.6	**Cash and cash equivalents at end of period**	**15,461**	**15,461**

5.	**Reconciliation of cash and cash equivalents** at the end of the quarter (as shown in the consolidated statement of cash flows) to the related items in the accounts	**Current quarter $A'000**	**Previous quarter $A'000**
5.1	Bank balances	9,331	23,549
5.2	Call deposits	6,130	88
5.3	Bank overdrafts		
5.4	Other (provide details)		
5.5	**Cash and cash equivalents at end of quarter (should equal item 4.6 above)**	**15,461**	**23,637**

6.	**Payments to related parties of the entity and their associates**	**Current quarter $A'000**
6.1	Aggregate amount of payments to related parties and their associates included in item 1	156
6.2	Aggregate amount of payments to related parties and their associates included in item 2	-

Note: if any amounts are shown in items 6.1 or 6.2, your quarterly activity report must include a description of, and an explanation for, such payments.

For personal use only

For personal use only

7.	**Financing facilities** *Note: the term "facility' includes all forms of financing arrangements available to the entity.* *Add notes as necessary for an understanding of the sources of finance available to the entity.*	**Total facility amount at quarter end $A'000**	**Amount drawn at quarter end $A'000**
7.1	Loan facilities	-	-
7.2	Credit standby arrangements	-	-
7.3	Other (please specify)	-	-
7.4	**Total financing facilities**	-	-
7.5	**Unused financing facilities available at quarter end**		
7.6	Include in the box below a description of each facility above, including the lender, interest rate, maturity date and whether it is secured or unsecured. If any additional financing facilities have been entered into or are proposed to be entered into after quarter end, include a note providing details of those facilities as well.		

8.	**Estimated cash available for future operating activities**	**$A'000**
8.1	Net cash from / (used in) operating activities (item 1.9)	(7,564)
8.2	(Payments for exploration & evaluation classified as investing activities) (item 2.1(d))	-
8.3	Total relevant outgoings (item 8.1 + item 8.2)	(7,564)
8.4	Cash and cash equivalents at quarter end (item 4.6)	15,461
8.5	Unused finance facilities available at quarter end (item 7.5)	-
8.6	Total available funding (item 8.4 + item 8.5)	15,461
8.7	**Estimated quarters of funding available (item 8.6 divided by item 8.3)**	2.04

Note: if the entity has reported positive relevant outgoings (ie a net cash inflow) in item 8.3, answer item 8.7 as "N/A". Otherwise, a figure for the estimated quarters of funding available must be included in item 8.7.

8.8 If item 8.7 is less than 2 quarters, please provide answers to the following questions:

8.8.1 Does the entity expect that it will continue to have the current level of net operating cash flows for the time being and, if not, why not?

Answer: N/A

8.8.2 Has the entity taken any steps, or does it propose to take any steps, to raise further cash to fund its operations and, if so, what are those steps and how likely does it believe that they will be successful?

Answer: N/A

8.8.3 Does the entity expect to be able to continue its operations and to meet its business objectives and, if so, on what basis?

Answer: N/A

Note: where item 8.7 is less than 2 quarters, all of questions 8.8.1, 8.8.2 and 8.8.3 above must be answered.

For personal use only

Compliance statement

1 This statement has been prepared in accordance with accounting standards and policies which comply with Listing Rule 19.11A.

2 This statement gives a true and fair view of the matters disclosed.

Date: .....31st October 2022.....

Authorised by: .....By the Board.....
(Name of body or officer authorising release – see note 4)

Notes

1. This quarterly cash flow report and the accompanying activity report provide a basis for informing the market about the entity's activities for the past quarter, how they have been financed and the effect this has had on its cash position. An entity that wishes to disclose additional information over and above the minimum required under the Listing Rules is encouraged to do so.

2. If this quarterly cash flow report has been prepared in accordance with Australian Accounting Standards, the definitions in, and provisions of, *AASB 6: Exploration for and Evaluation of Mineral Resources* and *AASB 107: Statement of Cash Flows* apply to this report. If this quarterly cash flow report has been prepared in accordance with other accounting standards agreed by ASX pursuant to Listing Rule 19.11A, the corresponding equivalent standards apply to this report.

3. Dividends received may be classified either as cash flows from operating activities or cash flows from investing activities, depending on the accounting policy of the entity.

4. If this report has been authorised for release to the market by your board of directors, you can insert here: "By the board". If it has been authorised for release to the market by a committee of your board of directors, you can insert here: "By the [*name of board committee – eg Audit and Risk Committee*]". If it has been authorised for release to the market by a disclosure committee, you can insert here: "By the Disclosure Committee".

5. If this report has been authorised for release to the market by your board of directors and you wish to hold yourself out as complying with recommendation 4.2 of the ASX Corporate Governance Council's *Corporate Governance Principles and Recommendations*, the board should have received a declaration from its CEO and CFO that, in their opinion, the financial records of the entity have been properly maintained, that this report complies with the appropriate accounting standards and gives a true and fair view of the cash flows of the entity, and that their opinion has been formed on the basis of a sound system of risk management and internal control which is operating effectively.