31st October 2022

ASX ANNOUNCEMENT

September 2022 Quarterly Activities Report

Rumble Resources Ltd (ASX: RTR) ("Rumble" or "the Company") is pleased to provide an update with respect to the Company's activities during the September 2022 quarter focusing on rapidly advancing the Emerging World Class Earaheedy Base Metal Discovery. Highlights include:

Earaheedy Zn-Pb-Ag-Cu Project, Western Australia

Tonka Prospect – High Grade Colorado Feeder Zone

- RC drilling **increased the high-grade Colorado Feeder Zone by 100% to 2.5km**
- The Feeder Zone remains **open with an 8+% Zn-Pb zone now defined over 2km**
- The mineralisation is **zinc sulphide dominant with ratios up to 10:1 Zn:Pb**

Tonka Prospect – High-Grade Magazine Feeder Zone

- RC Drilling intercepted **high-grade Zn-Pb mineralisation within the Magazine Feeder Zone that remains open to the east with room to significantly expand**

Navajoh Prospect – Potential New Feeder Zone

- RC Drilling intercepted a **potential new high-grade feeder zone 1.3km's southeast of the main Navajoh Prospect that remains open in all directions**

Tonka - Navajoh Prospect – Control of High-Grade Structures

- Interpretation of Airborne Gravity Gradiometric (AGG) survey identified **a series of potential stacked east-west mineralised structures yet to be drill tested**

Chinook Prospect – New High-Grade Chikamin Feeder Zone

- RC Drilling intercepted **a new high-grade structure - Chikamin Feeder Zone over 2.2km**
- **300m west of the Chikamin Feeder Zone** drilling intersected a potential parallel high grade Zn-Pb structure.
- **600m west of the Chikamin Feeder Zone** drilling intersected a potential parallel high grade Zn-Pb structure

Chinook Prospect – High-Grade Spur Feeder Zone

- Drilling to the east extension of the Spur Zone **intercepted further high-grade Zn-Pb mineralisation which remains open**

Lamil Au-Cu Project, AIC Mines JV, Western Australia

- **3,000m Diamond drill program commenced**
- **5,000m RC drill program commenced**
- AIC Met Stage 1 requirements for 50% of Project

Corporate

- Strong cash position of **$13.07 million** at the end of the quarter
- **$250k in AIC Shares** at the end of the quarter

Rumble Resources Ltd

Level 1, 16 Ord Street,
West Perth, WA 6005

T +61 8 6555 3980

F +61 8 6555 3981

rumbleresources.com.au

ASX RTR

Executives & Management

Mr Shane Sikora
Managing Director

Mr Matthew Banks
Non-executive Director

Mr Michael Smith
Non-executive Director

Mr Peter Venn
Non-executive Director

Mr Geoff Jones
Non-executive Director

Mr Steven Wood
Company Secretary

Mr Brett Keillor
Head of Technical

For personal use only

Rumble - Project Location Map
World Class Mining Jurisdiction
Multiple Avenues to Tier 1 Discovery

Gold Resources

Western Queen Au Project

- Unmined open pit and underground resources of 163,268oz @ 2.42 g/t Au
- Significant high-grade intersections include:
  6m @ 34.24 g/t Au,
  6.3m @ 36.09 g/t Au,
  7m @ 60.6 g/t Au & 6m @ 37.34 g/t Au
- Scope to significantly expand the resources at depth and discover new deposits along the 35kms of WQ shear zone strike to be drill tested
- High-Grade System Targets:
  Multiple high-grade gold open pit and underground deposits

Classification	Tonnes (t)	Au g/t	Contained Metal
Ind.	1,069,218	1.95	67,145
Inf.	1,027,954	2.91	96,123
Total	2,097,172	2.42	163,268
Cut-Off g/t	O/C @ 0.5	UG @ 1.5	

Five Advanced Projects, Large Scale Systems Discovered - Tier 1 Potential

Munarra Gully Au-Cu-Ag-Zn Project

- Amaryllis Prospect - Large Scale Au-Cu-Ag-Zn system discovered with intercepts:
  57m @ 0.85 g/t Au, 0.27% Cu, 4.2 g/t Ag and
  10m @ 2.88 g/t Au, 0.54% Cu, 7.5 g/t Ag
- Over 2.3km's of Au-Cu-Ag up to 50m wide and open in all directions
- Over 15km's of strike untested
- Large Scale Targets:
  Large Scale Chibougamau Au-Cu-Ag shear vein style type deposits

Earaheedy Zn-Pb-Ag-Cu Project

- Major Zn-Pb-Ag-Cu Discovery
- Chinook Prospect 5km's x 2km's Zn-Pb-Ag-Cu - Open in all directions
- Tonka and Navajoh Prospects 8km's x 2km's Zn-Pb-Ag - Open in all directions
- Over 42km's of prospective strike - completely open
- Multiple High-grade Zn-Pb Feeders defined and inferred throughout project
- Tier 1 Targets:
  Multiple large-scale sedimentary hosted flat lying Zinc-Lead-Silver Sulphide & MTV Type - Copper-Zinc-Lead-Silver Deposits
  First Stage Exploration Target:
  100-120Mt 3.5-4.5% Zn-Pb Open pittable depths

Braeside Zn-Pb-Cu-AG-Au-V Project

- 60km's of mineralisation
- 30 Priority Cu-Au-Zn-Pb-Ag targets generated
- High-grade Pb-Zn-Ag breccia pipes discovered
- Broad Cu with Zn-Pb Intercepted - Potential new VMS Province
- Large Scale System Targets:
  Large scale porphyry related base metal and VMS deposits

Warroo Cu-Zn-Pb-Ag-Au-U-Pt Project

- Waroo Hill member prospect - 18km's of strike with extensive shallow copper to 3.43% and Zinc to 26% remains untested
- Potential New VMS Province
- Large Scale Targets:
  Large scale VMS type deposits

Wardawarra Ni-Cu-Co-Ta-Nb-Sn-Li Project

- 20km x 2km Ultramafic sequence - Prospective for Ni-Cu-Co-PGE - 19.8m @ 0.88% Ni & 0.1% Co
- Large Pegmatite swarm over 12kms of strike - Up to 5.32% Li2O
- 35km of Western Queen High-grade Gold Shear Zone
- Large Scale Targets:
  Large Scale Ni-Cu-Co, Ta-Nb-Sn (Li-C-Rb-REE Potential) and Au deposits

Two JV Projects in World Class Jurisdiction - Tier 1 Targets

Lamil Cu-Au Project

- $10M farm out with AIC Mines (ASX:A1M)
- 26 Au-Cu targets located between world class Nifty & Telfer mines in Paterson Province
- Key target is Lamil Dome which has similar dome size, trend & inferred host rocks to the nearby Telfer Au-Cu Dome deposit (32Moz, 1Mt Cu resource)
- Tier 1 Targets:
  Large scale Au-Cu deposits

Fraser Range Ni-Cu-Au Project

- JV with major IGO Limited (ASX: IGO) on 2 Projects
- Two high-grade Au discoveries 16m @ 6.69 g/t Au & 6m @ 9.15 g/t au
- Magnetic low/gravity high targets & multiple EM conductors over a 12km Cu-Zn trend - 30km along strike from Mawsons Ni-Cu Discovery
- Tier 1 Targets:
  Large scale Ni-Cu and Au deposits

All Projects in Western Australia

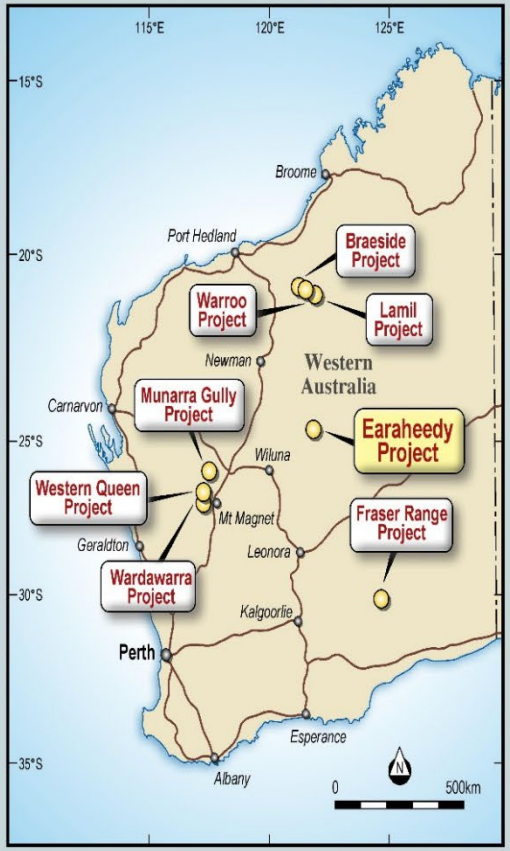

For personal use only

1. EXPLORATION AND DEVELOPMENT ACTIVITIES

1.1 Earaheedy Zn-Pb-Ag-Cu Project, Wiluna, Western Australia

The emerging, world class Earaheedy Base Metal Project is located 110km northeast of Wiluna, Western Australia. The Project includes granted tenement (E69/3464), which forms the Rumble Resources Ltd 75% / Zenith Minerals Ltd (ASX: ZNC) 25% Joint Venture ("JV") and the recently granted tenure, E69/3787 and E69/3862, which is 100% owned by Rumble (see Images 1 & 2).

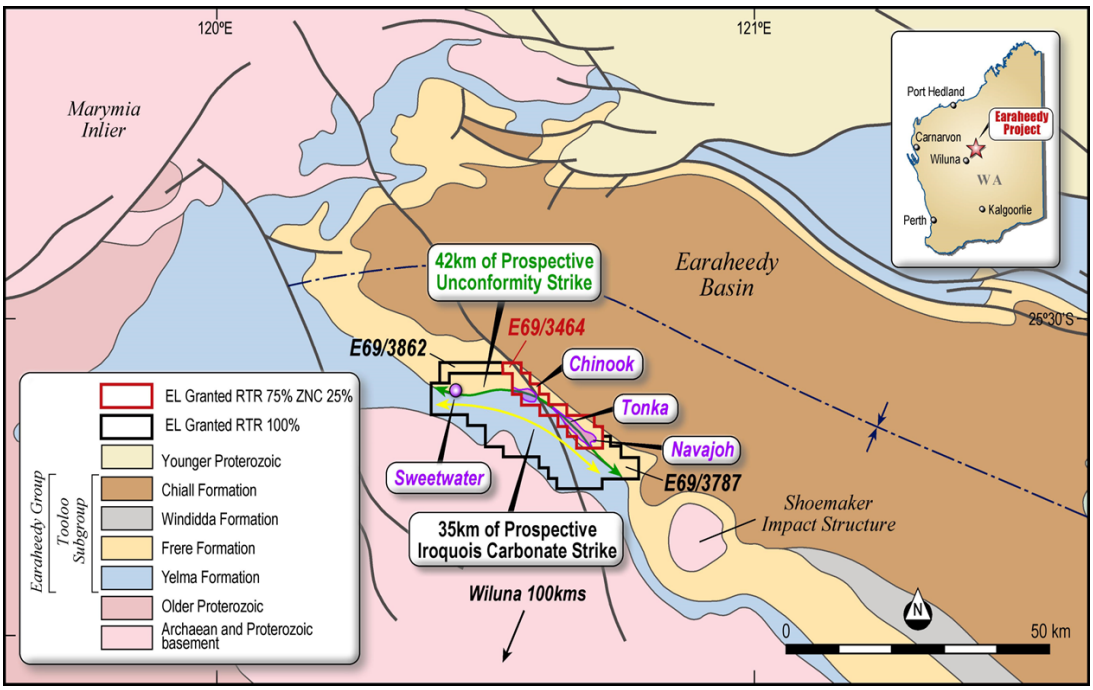

Image 1 – Earaheedy Project with Regional Geology and Prospect Locations

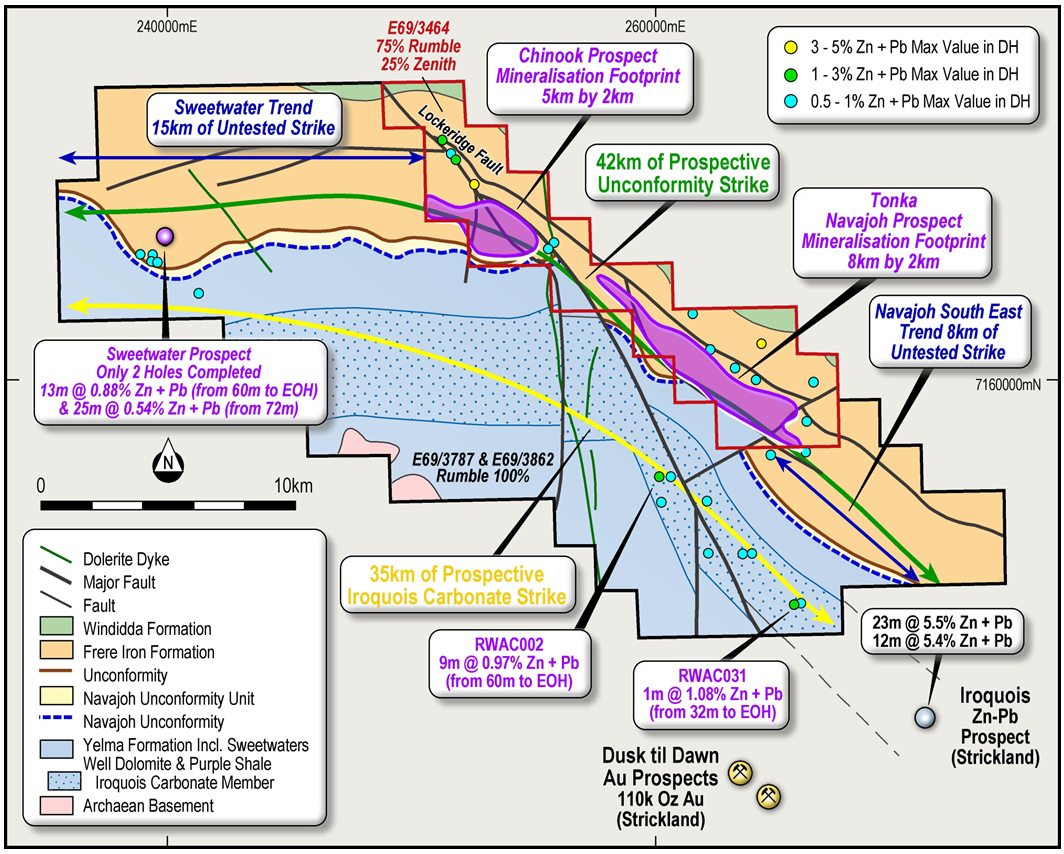

Image 2 – Earaheedy Project – Prospectivity Map

For personal use only

RC Drilling Results – Tonka-Navajoh Prospect - E69/3464

During the quarter as part of the ongoing RC drilling program on the Earaheedy Project, the results for sixty-two (62) drill holes were reported for the Tonka-Navajoh Prospect. The drilling involved further defining and extending the new Colorado Feeder Zone on broad 200m section spacing. Several traverses scoped a number of earlier ground gravity targets between the main Tonka and Navajoh zones targeting new mineralised feeder zones – See image 3.

Colorado Feeder Zone (Tonka Prospect)

The Colorado Feeder Zone mineralisation has been extended by 100% to a strike in excess of 2.5km (east-west trending) and is open to the east (see image 3). The latest intersections include:

- **25m @ 5.69% Zn + Pb from 215m** (EHRC548)
  - including **12m @ 9.72% Zn + Pb from 216m**
  - and a higher grade zone returning **5m @ 14.14% Zn + Pb from 216m**
- **13m @ 4.64% Zn + Pb from 208 to EOH** (EHRC544)
  - including **4m @ 11.46% Zn + Pb from 215m**
  - plus a shallow intercept of **3m @ 5.17% Zn + Pb from 22m**
- 12m @ 2.55% Zn + Pb from 208m to EOH (EHRC547)
  - ***The hole ended in high-grade mineralisation ie.***
    - ***2m @ 8.20% Zn + Pb from 218m to EOH***
- **11m @ 4.96% Zn+Pb from 138m** (EHRC 506)
  - including **8m @ 5.95% Zn + Pb from 139m**
- 20m @2.54% Zn+Pb **from 179m** (EHRC 536)
  - including **5m @ 6.42% Zn + Pb from 179m**
- **5m @ 5.75% Zn + Pb from 196m** (EHRC541)
- **10m @ 3.43% Zn + Pb from 110m** (EHRC516a)

Rumble previously reported the discovery of the Colorado Feeder Zone (ASX Announcement - 26th May 2022 – Multiple New High-Grade Zn-Pb Zones defined at Earaheedy) outlining significant widths of mineralisation and high-grade internal zones. The new intercepts compliment previously reported high-grade intercepts on the **Colorado Feeder Zone which include:**

- **73m @ 3.07% Zn + Pb (2.75% Zn, 0.32% Pb) from 106m (EHRC515)**
  - Including **13m @ 5.38% Zn + Pb** (4.87% Zn, 0.51% Pb) from 108m
    - **with 6m @ 6.70% Zn + Pb (6.13% Zn, 0.57% Pb) from 108m**
  - Including **19m @ 3.48% Zn + Pb** (3.08% Zn, 0.35% Pb) from 132m
    - **with 7m @ 4.50% Zn + Pb (4.03% Zn, 0.47% Pb) from 136m**
  - Including **9m @ 3.56% Zn + Pb** (3.18% Zn, 0.38% Pb) from 162m
    - **with 2m @ 8.17% Zn + Pb (7.49% Zn, 0.68% Pb) from 162m**
- **7m @ 10.71% Zn + Pb (8.52% Zn, 2.19% Pb) from 137m (EHRC518)**
  - Including **3m @ 19.93% Zn + Pb from 138m**
- **22m @ 4.27% Zn + Pb from 110m (EHRC399)**
  - Including **11m @ 5.82% Zn + Pb, from 121m**
- **20m @ 4.27% Zn + Pb from 112m (EHRC398)**
  - Including **8m @ 6.75% Zn + Pb, from 117m**

For personal use only

For personal use only

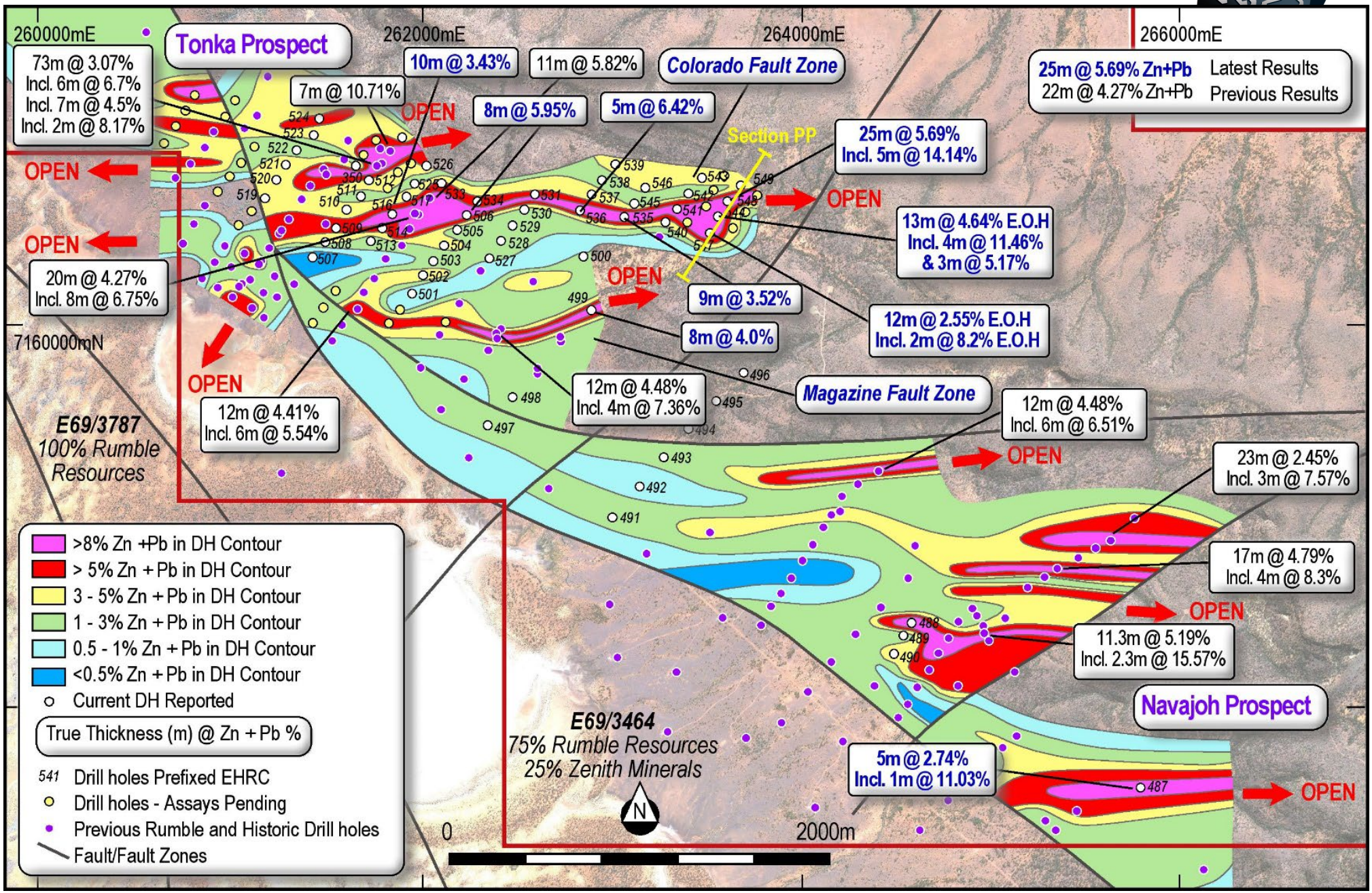

Image 3 – Tonka Navajoh Prospects – Drill Hole Location Plan highlighting the Colorado and Magazine Feeder Zones with Significant Intersections and Maximum Zn + Pb Contouring

Magazine Feeder Zone (Tonka Prospect) - E69/3464

The Magazine Feeder Zone lies 600m south of the Colorado Feeder Zone and is now interpreted to trend east-west (see image 3). Recent drilling results and pending holes supported by pXRF analyses highlight potential strong Zn dominant mineralisation that remains open along strike. The easternmost hole **(EHRC499)** returned:

- **8m @ 4.00% Zn + Pb (3.71% Zn, 0.29% Pb) from 151m** with narrow higher-grade zones of
  - **1m @ 8.14% Zn + Pb** from 156m and **1m @ 8.37% Zn + Pb** from 162m

Navajoh Prospect – Potential New Feeder Zone - E69/3464

A single RC reconnaissance drillhole **(EHRC487)**, 1.3km's southeast of the Navajoh Prospect, testing a gravity target has also returned strong Zn dominant mineralisation (see image 3):

- 5m @ 2.74% Zn + Pb (2.66%Zn, 0.08% Pb) from 151m
  - inc **1m @ 11.03% Zn + Pb (10.85% Zn, 0.18% Pb) from 153m**

This new intercept has been interpreted as a new east-west mineralised feeder zone which is open along strike and at depth.

Tonka – Navajoh Structural Controls on Mineralisation

Early interpretation of the preliminary Airborne Gravity Gradiometric (AGG) data has highlighted the Feeder Zones as potentially a series of stacked high grade east-west mineralising structures within the extensive broad mineralised envelope (8km x 2km) at Tonka -Navajoh. Multiple new targets are being generated from this preliminary data and the Company is currently planning further RC/DDH drilling to test these areas in the near term – See image 3.

RC Drilling Results - Sweetwater Trend - Chinook Prospect West Extension - E69/3787

Chikamin Feeder Zone

During the quarter high grade Zn-Pb mineralisation was defined over a strike of 2.2km by RC drilling on a 200m by 100m drill pattern, associated with a northwest-southeast trending structural zone interpreted to be a mineralised feeder fault. The newly named Chikamin Feeder Zone extends into Rumble's 100% owned tenement (E69/3787) and occurs along the previously highlighted Sweetwater Trend – see image 4. This new feeder structure is parallel to the earlier discovered Kalitan Feeder Zone, which lies 1.5km to the northeast. Some of the more significant RC results associated with the Chikamin Feeder included:

- **12m @ 5.49% Zn + Pb from 56m (EHRC596)**
  - **Inc 6m @ 9.90% Zn + Pb** from 57m
- 56m @ 2.00% Zn + Pb **from 103m (EHRC598)**
  - **Inc 18m @ 3.78% Zn + Pb from 103m**
  - **Inc 14m @ 4.25% An + Pb from 107m**
- 38m @ 2.22% Zn + Pb **from 83m (EHRC603)**
  - **Inc 3m @ 4.63% Zn + Pb from 85m**
  - **and 2m @ 8.01% Zn + Pb from 118m**
- **9m @ 3.37% Zn + Pb from 63m (EHRC600)**
  - **Inc 1m @ 9.28% Zn + Pb from 64m**
- 28m @ 1.76% Zn + Pb **from 70m (EHRC592)**
  - **Inc 1m @ 9.11% Zn + Pb from 71m**

For personal use only

The sulphide mineralisation is dominated by sphalerite, galena and pyrite and is hosted within the Navajoh Unconformity Unit, which lies above the regionally extensive Navajoh Unconformity. The mineralisation is broad (up to 50m true width) with high grade core intervals and is shallow dipping.

The Chikamin Feeder Zone is open to the northwest and is likely associated with the original Chinook discovery intercepts (EHRC050 – **24m @ 5.57% Zn + Pb** and EHRC044 – **21m @ 4.31% Zn + Pb**) which lie to the southeast (see image 4).

Further Potential Parallel Feeder Zones

Additional broad parallel intercepts of sulphide Zn-Pb mineralisation with high grade core zones have also been delineated approximately 300m and 600m west of the Chikamin Feeder Zone. Results include

- 22m @ 2.88% Zn + Pb **from 62m (EHRC609)**
  - **Inc 12m @ 4.10 % Zn + Pb from 69m**
  - **Inc 7m @ 5.08% Zn + Pb from 72m**

- 53m @ 1.13% Zn + Pb **from 43m (EHRC632) ;**
  - **Inc 6m @ 4.22% Zn + Pb, 24 g/t Ag from 72m, and**
  - **2m @ 8.15% Zn + Pb, 16 g/t Ag from 76m**

The high-grade mineralisation is sulphide and sphalerite (ZnS) dominant and is also strongly anomalous in Ag. These new zones hosted within the Navajoh Unconformity Unit are likely to further increase the Chinook mineralised footprint which now has a strike length of over 5.5km.

RC Drilling Results - Spur Feeder Zone – E69/3464

RC drilling results to the east of Chinook at the Spur Feeder Zone has shown strong continuity of high grade mineralisation within broad intervals (up to 60m wide) of Zn-Pb sulphide mineralisation – See image 4.

The Spur Zone is inferred to trend east-west and is contiguous with the Kalitan Feeder Zone. Mineralisation remains open to the east and at depth. Latest results include;

- 64m @ 1.42% Zn + Pb from 80m (EHRC466)
  - **Inc 5m @ 7.62% Zn + Pb from 127m**
- 24m @ 2.00% Zn + Pb from 86m (EHRC465)
  - **Inc 7m @ 4.39% Zn + Pb from 97m**
  - **Inc 2m @ 7.03% Zn + Pb from 101m**

For personal use only

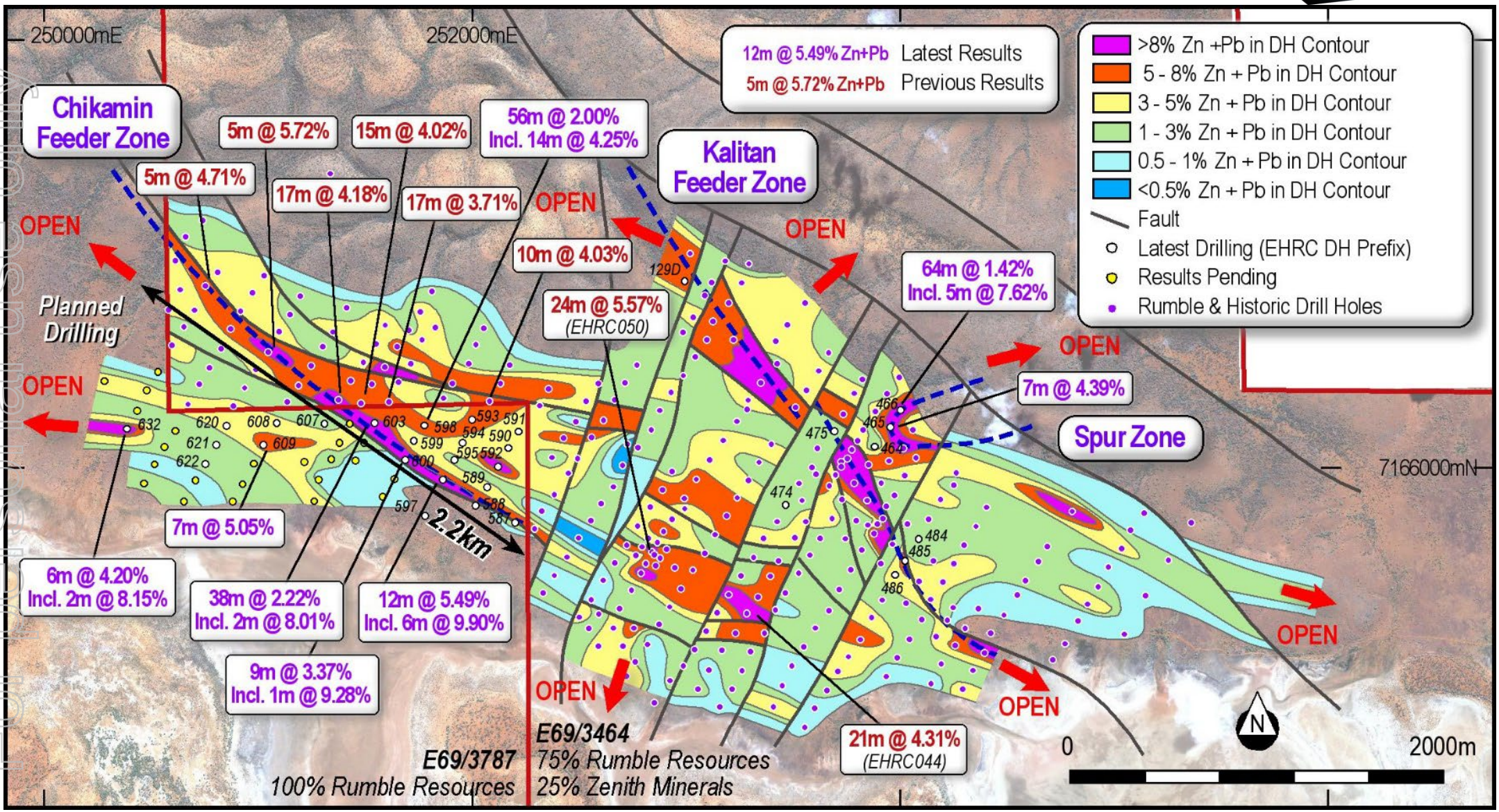

Image 4 – Chinook Prospect – Drill Hole Location Plan with Significant Intersections and Maximum Zn + Pb Contouring

For personal use only

Earaheedy Project – Multiple Mineralisation Styles

The overall geological deposition model for the Earaheedy Base Metal Province is continually evolving with some five (5) styles of mineralisation identified (see image 5). Rumble has confirmed at least four (4) of these styles have been defined within the Earaheedy Project and based on recent drilling completed by Strickland Metals (refer ASX: STK announcement – 14/10/2021), the likelihood of significant Iroquois Dolomite hosted mineralisation below Chinook, Tonka-Navajoh and near surface along the Iroquois Carbonate Trend is very high. The current drilling has outlined laterally extensive flat lying unconformity related zinc-lead-silver sulphide mineralisation at the Chinook, Tonka-Navajoh Prospects (mineralisation styles 1 and 2, see image 5).

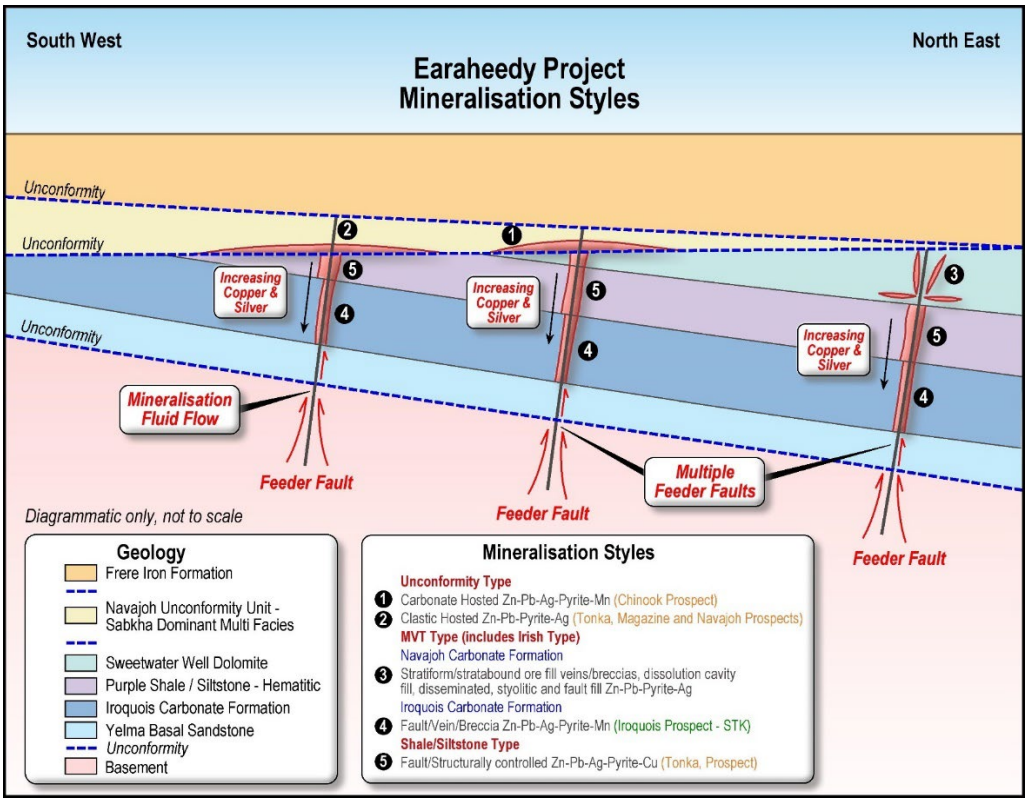

Image 5 – Earaheedy Project - Model of Multiple Mineralisation Styles

Next Steps at the Earaheedy project

- RC drilling to target further high-grade feeder zones (cf.Chikamin) is ongoing along Sweetwater Trend
- Assays from 38 RC and diamond drill holes from the recent campaign at the Tonka- Navajoh Prospect, which were planned to infill and extend the Colorado and Magazine High-Grade Feeder Zones are pending
- The Company is currently planning further RC/DDH drilling to test the many potential high grade east-west and northwest-southeast feeder structures that have been recently outlined via lithostructural mapping and geophysical interpretation over the Project
- Sighter metallurgical test work to develop a preliminary flowsheet for the sulphide flotation concentrate is progressing well and will be reported as soon as final results are compiled.
- An independent technical study to determine the optimum drill spacing for a maiden resource has commenced, with a maiden JORC mineral resource estimate (MRE) due to be reported in 2023
- Rumble is investigating beneficiation techniques e.g. DMS &/or sensor ore sorting to increase the potential resource and further enhance the optionality for the Project

For personal use only

1.2 Lamil Gold-Copper JV Project, Paterson Province, Western Australia

The Lamil Project is located in between the major mining operations of the Nifty Cu mine and the large Telfer Au-Cu mine within the Paterson Province, East Pilbara, Western Australia (see Image 6) and is covered by exploration licences E45/5270 and E45/5271.

During the quarter AIC Mines met the Stage 1 expenditure requirement - see AIC mines ASX Announcement "Exploration Update Lamil Project" released 8 August 2022. Completion of the Stage 1 expenditure requirement triggered a milestone payment from AIC Mines to Rumble. AIC Mines completed this requirement by issuing 544,573 AIC Mines shares to Rumble and subscribing for 962,094 Rumble shares at a cost of $250,000 - - see AIC mines ASX Announcement "Milestone Payment to Rumble Resources Limited and Cleansing Notice" released 26 August 2022.

Rumble has not elected to form a joint venture in which AIC Mines and Rumble will each hold a 50% interest and contribute equally to exploration expenditure moving forward. AIC Mines can now elect to earn an additional 15% interest by sole funding a further $4 million in exploration expenditure within 12 months (Stage 2). If AIC Mines does not elect to sole fund and earn the additional 15%, then each party will hold a 50% interest in the joint venture and can either contribute to ongoing exploration expenditure equal to its interest or have its interest in the joint venture diluted according to a standard dilution mechanism. AIC Mines has until the end of September 2022 to make this election. Further updates will be provided once the Stage 2 position is finalised.

The key terms of the earn-in and exploration joint venture agreement are described in the Company's ASX announcement dated 22 July 2019.

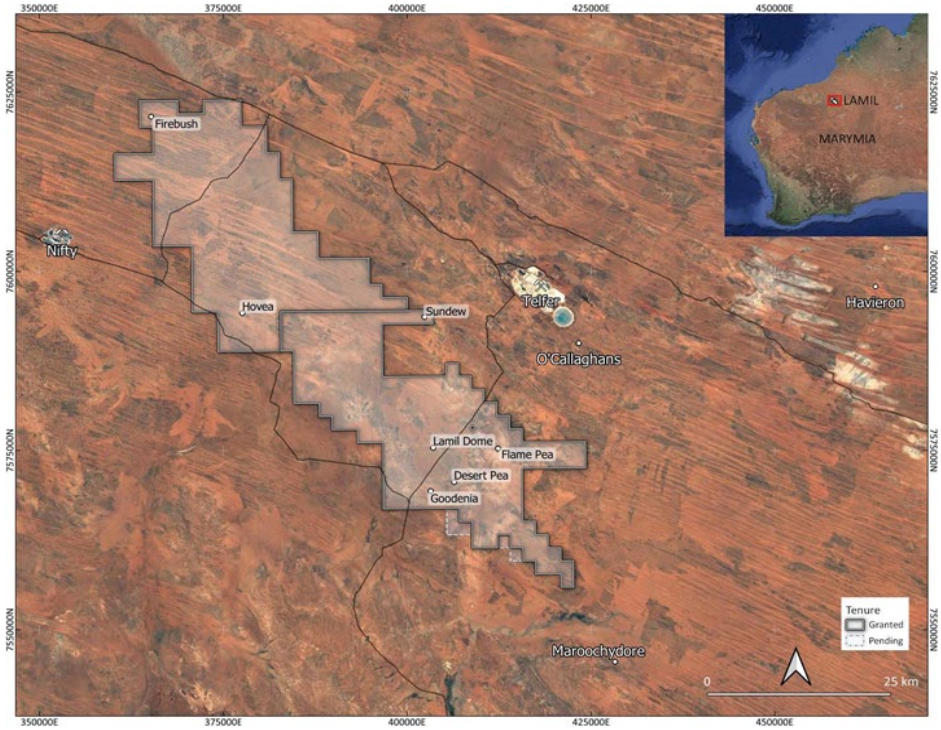

Image 6: Lamil Project location and Targets

JV Partner AIC Mines Commenced Diamond and RC Drilling

- Diamond drilling commenced for a total of 3,000m of diamond drilling planned to test three high-priority targets – Lamil Dome, Goodenia and Firebush – see AIC Mines ASX announcement 23 June 2022.

- A 5,000m program of reverse circulation (RC) drilling commenced to test four previously undrilled targets - The Sundew, Flame Pea North, Flame Pea South and Foxtail targets - see AIC Mines ASX announcement 8 August 2022

For personal use only

2. Corporate

2.1 Cash and Investments

As at 30 September 2022, Rumble held $13.07 million in Cash and $250k in AIC shares.

2.2 Appendix 5b – Quarterly Cashflow

Cash outflows for the September 2022 Quarter totalled $5.2 million across exploration activity (83%), staff costs (12%), administration and corporate costs (5%).

Cash inflows for the September 2022 Quarter totalled $347k consisting of proceeds from the issue of shares (72%), fuel tax credits (13%), GST refunded (11%) and interest received (4%).

2.3 Appendix 5b – Payments to related parties and their associates

Payments to related parties and their associates totalled $158k for the September 2022 quarter, consisting of Technical Management, Executive and Non-Executive Director fees and salaries, geological consulting, and superannuation payments.

2.4 Tenement Holdings – Tenement Holdings

In accordance with ASX Listing Rule 5.3, please refer to Appendix 1 for a listing of all tenement holdings.

Authorised for release on behalf of the company by Shane Sikora, Managing Director of the Company.

For further information, please visit www.rumbleresources.com.au **to view our latest corporate presentation.**

Follow our communications:

Linkedin: https://www.linkedin.com/company/rumble-resources-ltd
Twitter: https://twitter.com/RumbleResources

About Rumble Resources Ltd

Rumble is currently firmly focussed on rapidly advancing the major Zinc-Lead 'Tier 1' SEDEX-variant discovery at the Earaheedy Project in Western Australia. Rumble Resources Limited is an Australian based ASX Listed exploration company with a clear strategy to generate and drill test a pipeline of projects providing the capability to make world-class discoveries on multiple projects. The company critically reviews each project against stringent criteria and has assembled a portfolio of seven highly prospective base and precious metal projects located in Tier 1 regions in Western Australia. Rumble's board and management team has a successful track record in making discoveries and project development.

Competent Persons Statement

The information in this report that relates to Exploration Results and Exploration Targets is based on information compiled by Mr Brett Keillor, who is a Member of the Australasian Institute of Mining & Metallurgy and the Australian Institute of Geoscientists. Mr Keillor is an employee of Rumble Resources Limited. Mr Keillor has sufficient experience relevant to the style of mineralisation and type of deposit under consideration and to the activity which he is undertaking to qualify as a Competent Person as defined in the 2012 Edition of the "Australasian Code for Reporting of Exploration Results, Mineral Resources and Ore Reserves". Mr Keillor consents to the inclusion in the report of the matters based on his information in the form and context in which it appears.

Additionally, the information in this report that relates to Exploration Results is extracted from the Company's and JV Partners following ASX announcements:

- 29th September - New 2.2km High Grade Chikamin Feeder Zone extends Chinook
- 30th August - High grade Zn-Pb drill intercepts at Tonka
- 26th August - Milestone Payment to Rumble Resources & Cleansing Notic
- 23rd August 2022 - Significant Zones of Zn-Pb Sulphides Intersected
- 8th August - Exploration Update - Lamil Project
- 18 July 2022 - Heritage Clearance Confirmed - Sweetwater Drilling Commenced
- 5 July 2022 - Appointment of Geoff Jones as a Non-Executive Director
- 23 June 2022 - A1M: Drilling Commences at the Lamil Gold-Copper Project
- 26 May 2022 - Multiple New High grade Zn-Pb Zones defined at Earaheedy
- 20 April 2022 - Wardawarra Drilling Commenced on Battery Metals Targets

For personal use only

- 8 April 2022 - Board and Management Update
- 9 March 2022 - Major Exp of Zn-Pb Mineralised Footprint at Earaheedy
- 21 February 2022 - Further High grade Zn-Pb Results and Strong Grade Continuity
- 9 February 2022 - A1M:Drilling Results from Lamil Project,Paterson Province WA
- 7 February 2022 - Drilling Commences on the High grade Kalitan Feeder Zone
- 31 January 2022 - Shallow High grade Zn-Pb Sulphides Intersected at Earaheedy
- 20 January 2022 - Two Key Tenements Granted at Earaheedy Zn-Pb-Ag-Cu Project
- 21 December 2021 - RTR: Major Zinc-Lead-Silver-Copper Feeder Feeder Zone Inters
- 13 December 2021 - New Zinc-Lead-Silver Discovery at Earaheedy Project
- 18 November 2021 - Munarra Gully Project - Exploration Update
- 11 November 2021 - A1M - Investor Presentation
- 10 November 2021 -Wardawarra Project - Significant Ni Cu Co Au Ta Ni Sn and Li
- 20 October 2021 - A1M: September Quarterly
- 18 October 2021 - Earaheedy Zn-Pb-Mn-Ag Project Growth Continues at Chinook
- 2 August 2021 - Western Queen Resource Upgrade to 163,000oz Au
- 12 July 2021 - Rumble Consolidates 100% Ownership of the Braeside Project
- 8 July 2021 - Significant Increase of Earaheedy Mineralisation Footprint
- 2 June 2021 - Large Scale SEDEX Style System Emerging at Earaheedy Project
- 19 April 2021 - Major Zinc-Lead Discovery at Earaheedy Project
- 8 April 2021 - Drilling Update at Earaheedy Zinc-Lead-Silver Project
- 25 March 2021 - Drilling Commenced at Earaheedy Zinc-Lead-Silver Project
- 26 February 2021 - A1M: Final Results from Maiden Drilling Program at Lamil Proj
- 23 February 2021 - Drilling Expands Large-Scale Gold-Copper-Silver System
- 17 February 2021 - Multiple High grade Lead-Zinc-Silver Breccia Zones Discovery
- 15 February 2021 - Significant Widths of Copper at Camel Hump Prospect
- 3 February 2021 - High grade Gold Shoots at Western Queen South Deposit
- 28 January 2021 - A1M: Initial Results Maiden Drilling Program at Lamil Proj
- 18 December 2020 - A1M: Phase 1 Drilling Completed at Lamil Project
- 17 December 2020 - Drilling Update - Gold and Copper Projects
- 15 December 2020 - Significant Copper and Lead Discovered at Braeside Project
- 4 November 2020 - Discovery High grade Gold Shoots and Shear Zone Extension
- 6 October 2020 - 16m at 6.69 g/t Gold Intersected at Fraser Range
- 4 May 2020 - Higher Grade Zn-Pb in Drilling confirms Discoveries
- 23 April 2020 - Drilling Confirms Large Scale Gold-Copper-Silver System
- 17 February 2020 - High Grade Gold Discovery at the Western Queen Project
- 11 February 2020 - Large Scale Copper-Gold System Defined at Munarra Gully
- 30 January 2020 - High Priority Targets Identified - Warroo Project
- 23 January 2020 - Large Scale Zn-Pb-Ag Discoveries at Earaheedy

The Company confirms that it is not aware of any new information or data that materially affects the Exploration Results information included in the Announcements. The Company confirms that the form and context in which the Competent Person's findings are presented have not been materially modified from the Announcements.

Competent Persons Statement (Western Queen Resource)

The information in this report that relates to Mineral Resources is based on and fairly represents information and supporting information prepared by Mr Michael Job who is a Fellow of the Australasian Institute of Mining and Metallurgy (FAusIMM) and has sufficient experience which is relevant to the style of mineralisation and type of deposit under consideration and to the activity to which he is undertaking to qualify as a competent person as defined in the 2012 edition of the "Australasian Code for Reporting of Exploration Results, Mineral Resources and Ore Reserves".

Mr Michael Job is a full-time employee of Cube Consulting and has provided his prior written consent to the inclusion in this report of the matters based on his information and supporting information in the form and context in which it appears.

For personal use only

Appendix 1

In accordance with Listing Rule 5.3.3. Rumble provides the following information in relation to its mining tenements.

1. **The mining tenements held at the end of the quarter and their location.**

Project	Tenement Number	Status	Location	Beneficial Percentage Interest
Thunderstorm	E28/2528	Granted	Western Australia	30% Note 2
Thunderstorm	E28/2529	Granted	Western Australia	30% Note 2
Thunderstorm	E28/2595	Granted	Western Australia	30% Note 2
Thunderdome	E28/2366	Granted	Western Australia	30% Note 2
Thunderbolt	E28/2924	Granted	Western Australia	100%
Thunderbolt	E28/3062	Granted	Western Australia	100%
Thunderbolt	E28/3065	Granted	Western Australia	100%
Thunderbolt	E28/3240	Application	Western Australia	100%
Thunderbolt	E28/3219	Application	Western Australia	100%
Thunderbolt	E28/3220	Application	Western Australia	100%
Thunderbolt	E28/3221	Application	Western Australia	100%
Thunderclap	E28/2971	Granted	Western Australia	100%
Thunderclap	E28/2972	Granted	Western Australia	100%
Thunderclap	E28/2973	Granted	Western Australia	100%
Thunderclap	E28/3125	Granted	Western Australia	100%
Thunderclap	E28/2968	Application	Western Australia	100%
Thunderclap	E39/2345	Application	Western Australia	100%
Squall	E28/3155	Granted	Western Australia	100%
Braeside	E45/4873	Granted	Western Australia	100%
Braeside	E45/4874	Granted	Western Australia	100%
Braeside	E45/4368	Granted	Western Australia	100%
Braeside	E45/2032	Granted	Western Australia	100%
Warroo	E45/5366	Granted	Western Australia	100%
Warroo	E45/5689	Granted	Western Australia	100%
Warroo	E45/5860	Application	Western Australia	100%
Earaheedy	E69/4062	Application	Western Australia	100%
Earaheedy	E69/4063	Application	Western Australia	100%
Earaheedy	E69/4099	Application	Western Australia	100%
Earaheedy	E69/3464	Granted	Western Australia	75% Note 1
Earaheedy	E69/3787	Granted	Western Australia	100%

For personal use only

Earaheedy	E69/3862	Granted	Western Australia	100%
Earaheedy	M69/0150	Application	Western Australia	75% Note 1
Earaheedy	L69/0058	Application	Western Australia	75% Note 1
Munarra Gully	E51/1677	Granted	Western Australia	80% Note 3
Munarra Gully	E51/1919	Granted	Western Australia	100%
Munarra Gully	E51/1927	Granted	Western Australia	100%
Lamil	E45/5270	Granted	Western Australia	50% Note 4
Lamil	E45/5271	Granted	Western Australia	50% Note 4
Western Queen	M59/0045	Granted	Western Australia	100%
Western Queen	M59/0208	Granted	Western Australia	100%
Western Queen	L59/40	Granted	Western Australia	100%
Western Queen	E20/0967	Granted	Western Australia	100%
Western Queen	E59/2443	Application	Western Australia	100%

2. **Mining tenements acquired during the quarter and their location:**

Project	Tenement Number	Status	Location	Beneficial Percentage Interest
Thunderbolt	E28/3240	Application	Western Australia	100%
Earaheedy	E69/4062	Application	Western Australia	100%
Earaheedy	E69/4063	Application	Western Australia	100%
Earaheedy	E69/4099	Application	Western Australia	100%

3. **Mining tenements disposed of during the quarter and their location:**

Project	Tenement Number	Status	Location	Comment

1. **Earaheedy Project, Western Australia**
   E69/3464 75% RTR / 25% Zenith Minerals
   M69/0150 RTR / 25% Zenith Minerals
   L69/0058 75% RTR / 25% Zenith Minerals

2. **Fraser Range Projects, Western Australia**
   E28/2528, E28/2529, E28/2595, E28/2366 - IGO 70% / RTR 30%

3. **Munarra Gully, Western Australia**
   E51/1677 80% / 20% Marjorie Anne Molloy

4. **Lamil Project, Western Australia**
   E45/5270, E45/5271 - AIC Mines 50% and RTR 50%

For personal use only

Appendix 5B

Mining exploration entity or oil and gas exploration entity quarterly cash flow report

For personal use only

Name of entity

Rumble Resources Limited

ABN	Quarter ended ("current quarter")
74 148 214 260	30 September 2022

Consolidated statement of cash flows		Current quarter $A'000	Year to date (3 months) $A'000
1.	**Cash flows from operating activities**		
1.1	Receipts from customers	-	-
1.2	Payments for		
	(a) exploration & evaluation	-	-
	(b) development	-	-
	(c) production	-	-
	(d) staff costs	(634)	(634)
	(e) administration and corporate costs	(271)	(271)
1.3	Dividends received (see note 3)	-	-
1.4	Interest received	15	15
1.5	Interest and other costs of finance paid	-	-
1.6	Income taxes paid	-	-
1.7	Government grants and tax incentives	44	44
1.8	Other (provide details if material)	38	38
1.9	**Net cash from / (used in) operating activities**	**(808)**	**(808)**

2.	**Cash flows from investing activities**		
2.1	Payments to acquire or for:		
	(a) entities	-	-
	(b) tenements	(36)	(36)
	(c) property, plant and equipment	-	-
	(d) exploration & evaluation	(4,248)	(4,248)
	(e) investments	-	-
	(f) other non-current assets	-	-

For personal use only

Consolidated statement of cash flows		Current quarter $A'000	Year to date (3 months) $A'000
2.2	Proceeds from the disposal of:		
	(a) entities	-	-
	(b) tenements	-	-
	(c) property, plant and equipment	-	-
	(d) investments	-	-
	(e) other non-current assets	-	-
2.3	Cash flows from loans to other entities	-	-
2.4	Dividends received (see note 3)	-	-
2.5	Other (provide details if material)	-	-
2.6	**Net cash from / (used in) investing activities**	**(4,284)**	**(4,284)**

3.	**Cash flows from financing activities**		
3.1	Proceeds from issues of equity securities (excluding convertible debt securities)	250	250
3.2	Proceeds from issue of convertible debt securities	-	-
3.3	Proceeds from exercise of options	-	-
3.4	Transaction costs related to issues of equity securities or convertible debt securities	-	-
3.5	Proceeds from borrowings	-	-
3.6	Repayment of borrowings	-	-
3.7	Transaction costs related to loans and borrowings	-	-
3.8	Dividends paid	-	-
3.9	Other (provide details if material)	-	-
3.10	**Net cash from / (used in) financing activities**	**250**	**250**

4.	**Net increase / (decrease) in cash and cash equivalents for the period**		
4.1	Cash and cash equivalents at beginning of period	17,908	17,908
4.2	Net cash from / (used in) operating activities (item 1.9 above)	(808)	(808)
4.3	Net cash from / (used in) investing activities (item 2.6 above)	(4,284)	(4,284)
4.4	Net cash from / (used in) financing activities (item 3.10 above)	250	250

For personal use only

Consolidated statement of cash flows		Current quarter $A'000	Year to date (3 months) $A'000
4.5	Effect of movement in exchange rates on cash held	-	-
4.6	**Cash and cash equivalents at end of period**	**13,066**	**13,066**

5.	Reconciliation of cash and cash equivalents at the end of the quarter (as shown in the consolidated statement of cash flows) to the related items in the accounts	Current quarter $A'000	Previous quarter $A'000
5.1	Bank balances	13,018	17,860
5.2	Call deposits	48	48
5.3	Bank overdrafts	-	-
5.4	Other (provide details)	-	-
5.5	**Cash and cash equivalents at end of quarter (should equal item 4.6 above)**	**13,066**	**17,908**

6.	Payments to related parties of the entity and their associates	Current quarter $A'000
6.1	Aggregate amount of payments to related parties and their associates included in item 1	136
6.2	Aggregate amount of payments to related parties and their associates included in item 2	22

Note: if any amounts are shown in items 6.1 or 6.2, your quarterly activity report must include a description of, and an explanation for, such payments.

For personal use only

7.	**Financing facilities** *Note: the term "facility' includes all forms of financing arrangements available to the entity.* *Add notes as necessary for an understanding of the sources of finance available to the entity.*	**Total facility amount at quarter end $A'000**	**Amount drawn at quarter end $A'000**
7.1	Loan facilities	-	-
7.2	Credit standby arrangements	-	-
7.3	Other (please specify)	-	-
7.4	**Total financing facilities**	-	-
7.5	**Unused financing facilities available at quarter end**		-
7.6	Include in the box below a description of each facility above, including the lender, interest rate, maturity date and whether it is secured or unsecured. If any additional financing facilities have been entered into or are proposed to be entered into after quarter end, include a note providing details of those facilities as well.		
	N/A		

8.	**Estimated cash available for future operating activities**	**$A'000**
8.1	Net cash from / (used in) operating activities (item 1.9)	(808)
8.2	(Payments for exploration & evaluation classified as investing activities) (item 2.1(d))	(4,248)
8.3	Total relevant outgoings (item 8.1 + item 8.2)	(5,056)
8.4	Cash and cash equivalents at quarter end (item 4.6)	13,066
8.5	Unused finance facilities available at quarter end (item 7.5)	-
8.6	Total available funding (item 8.4 + item 8.5)	13,066
8.7	**Estimated quarters of funding available (item 8.6 divided by item 8.3)**	2.6

Note: if the entity has reported positive relevant outgoings (ie a net cash inflow) in item 8.3, answer item 8.7 as "N/A". Otherwise, a figure for the estimated quarters of funding available must be included in item 8.7.

8.8 If item 8.7 is less than 2 quarters, please provide answers to the following questions:

8.8.1 Does the entity expect that it will continue to have the current level of net operating cash flows for the time being and, if not, why not?

Answer: n/a

8.8.2 Has the entity taken any steps, or does it propose to take any steps, to raise further cash to fund its operations and, if so, what are those steps and how likely does it believe that they will be successful?

Answer: n/a

8.8.3 Does the entity expect to be able to continue its operations and to meet its business objectives and, if so, on what basis?

Answer: n/a

Note: where item 8.7 is less than 2 quarters, all of questions 8.8.1, 8.8.2 and 8.8.3 above must be answered.

Compliance statement

1 This statement has been prepared in accordance with accounting standards and policies which comply with Listing Rule 19.11A.

2 This statement gives a true and fair view of the matters disclosed.

Date: 31 October 2022.....

Authorised by: Company Secretary .....
(Name of body or officer authorising release – see note 4)

Notes

1. This quarterly cash flow report and the accompanying activity report provide a basis for informing the market about the entity's activities for the past quarter, how they have been financed and the effect this has had on its cash position. An entity that wishes to disclose additional information over and above the minimum required under the Listing Rules is encouraged to do so.

2. If this quarterly cash flow report has been prepared in accordance with Australian Accounting Standards, the definitions in, and provisions of, *AASB 6: Exploration for and Evaluation of Mineral Resources* and *AASB 107: Statement of Cash Flows* apply to this report. If this quarterly cash flow report has been prepared in accordance with other accounting standards agreed by ASX pursuant to Listing Rule 19.11A, the corresponding equivalent standards apply to this report.

3. Dividends received may be classified either as cash flows from operating activities or cash flows from investing activities, depending on the accounting policy of the entity.

4. If this report has been authorised for release to the market by your board of directors, you can insert here: "By the board". If it has been authorised for release to the market by a committee of your board of directors, you can insert here: "By the [*name of board committee – eg Audit and Risk Committee*]". If it has been authorised for release to the market by a disclosure committee, you can insert here: "By the Disclosure Committee".

5. If this report has been authorised for release to the market by your board of directors and you wish to hold yourself out as complying with recommendation 4.2 of the ASX Corporate Governance Council's *Corporate Governance Principles and Recommendations*, the board should have received a declaration from its CEO and CFO that, in their opinion, the financial records of the entity have been properly maintained, that this report complies with the appropriate accounting standards and gives a true and fair view of the cash flows of the entity, and that their opinion has been formed on the basis of a sound system of risk management and internal control which is operating effectively.

For personal use only