WIAGOLD

ASX:WIA

24 October 2022

QUARTERLY ACTIVITIES REPORT

for the Quarter ended 30 September 2022

For personal use only

HIGHLIGHTS

Namibia

- **All drill holes from the diamond drilling program completed at Kokoseb have returned significant gold intercepts, the final results of which included:**
  - **13.1m at 2.56 g/t Au from 22.6m in hole KDD012**
  - **8.8m at 1.66 g/t Au from 18.2m in hole KDD011**
  - **30.3m at 1.97 g/t Au from 183.8m in hole KDD010**
  - **14.1m at 1.91 g/t Au from 45.1m in hole KDD006**
  - **12.0m at 1.36 g/t Au from surface in hole KDD005**
  - **7.0m at 1.36 g/t Au from 157m in hole KDD004**
  - **11.5m at 2.50 g/t Au from 58.5m in hole KDD003**
- **Reverse circulation drilling progressing well, with 24 holes for 4,902 metres completed at the end of the quarter, with the first drillhole intersecting significant mineralisation:**
  - **23.0m at 1.56 g/t Au from 61m in hole KRC001**

Côte d'Ivoire

- **Aircore drilling at Bouaflé Sud has returned regular zones of gold anomalism, including 12m at 1.21 g/t Au, 7m at 1.16 g/t Au and 9m at 2.63 g/t Au**
- **Stream sediment surveys at Bouaflé have identified further gold anomalous zones for follow up, returning gold values of up to 34.6 ppb**
- **Results of auger drilling at Mankono Ouest confirm a series of mineralised trends for follow up with further infill auger drilling**
- **Completion of termite mound sampling at the Bocanda Project has unlocked a 25km long trend of interpreted gold mineralisation**

Corporate

- **Post quarter end, successful completion of $6.6 million share placement**

Wia Gold Limited (ASX: WIA) (**Wia** or the **Company**) is pleased to provide its Quarterly Activities Report for the Quarter ended 30 September 2022. During the Quarter, exploration activities continued at the Company's Kokoseb Gold Discovery (**Kokoseb**) in Namibia and its Bouaflé, Mankono and Bocanda projects in Côte d'Ivoire.

202 Hay Street, West Perth WA 6005
T: +61 8 9381 5686 E: info@tangaresources.com.au

For personal use only

EXPLORATION – NAMIBIA

Diamond drilling

Assay results from a 12 holes, 1,747m diamond drilling program completed during the first half of 2022 have defined a significant new gold discovery at Kokoseb, with all holes returning wide intersections at significant grade[1].

- **14.1m at 1.30 g/t Au from 6.0m; and**
- **13.1m at 2.56 g/t Au from 22.6m; and**
- **15.4m at 1.34 g/t Au from 49.9m; and**
- **18.9m at 1.11 g/t Au from 84.6m in hole KDD012;**
- **8.8m at 1.66 g/t Au from 18.2m in hole KDD011;**
- **40.2m at 1.09 g/t Au from 14.8m; and**
- **30.3m at 1.97 g/t Au from 183.8m, incl. 3.3m at 6.31 g/t Au in hole KDD010;**
- **10.2m at 1.40 g/t Au from 20.7m in hole KDD007;**
- **14.1m at 1.91 g/t Au from 45.1m, incl. 5.7m at 3.53 g/t Au; and**
- **16.7m at 1.58 g/t Au from 62.4m in hole KDD006;**
- **12.0m at 1.36 g/t Au from surface; and**
- **8.0m at 1.26 g/t Au from 15m; and**
- **8.0m at 1.47 g/t Au from 33m in hole KDD005;**
- **7.0m at 1.36 g/t Au from 157m in hole KDD004; and**
- **11.5m at 2.50 g/t Au from 58.5m, incl. 5.3m at 4.11 g/t Au in hole KDD003.**

The results of diamond drilling demonstrated consistent gold mineralisation from near surface to vertical depths of 180m. The widths and gold grades returned from this drilling further reinforces the scale of the discovery at Kokoseb, which is open along strike and at depth.

The holes were located along the 6.5km strike of the gold anomaly, with spacing varying from 50 metres to 1,700 metres.

[1] ASX announcements 27 July 2022 and 18 August 2022

For personal use only

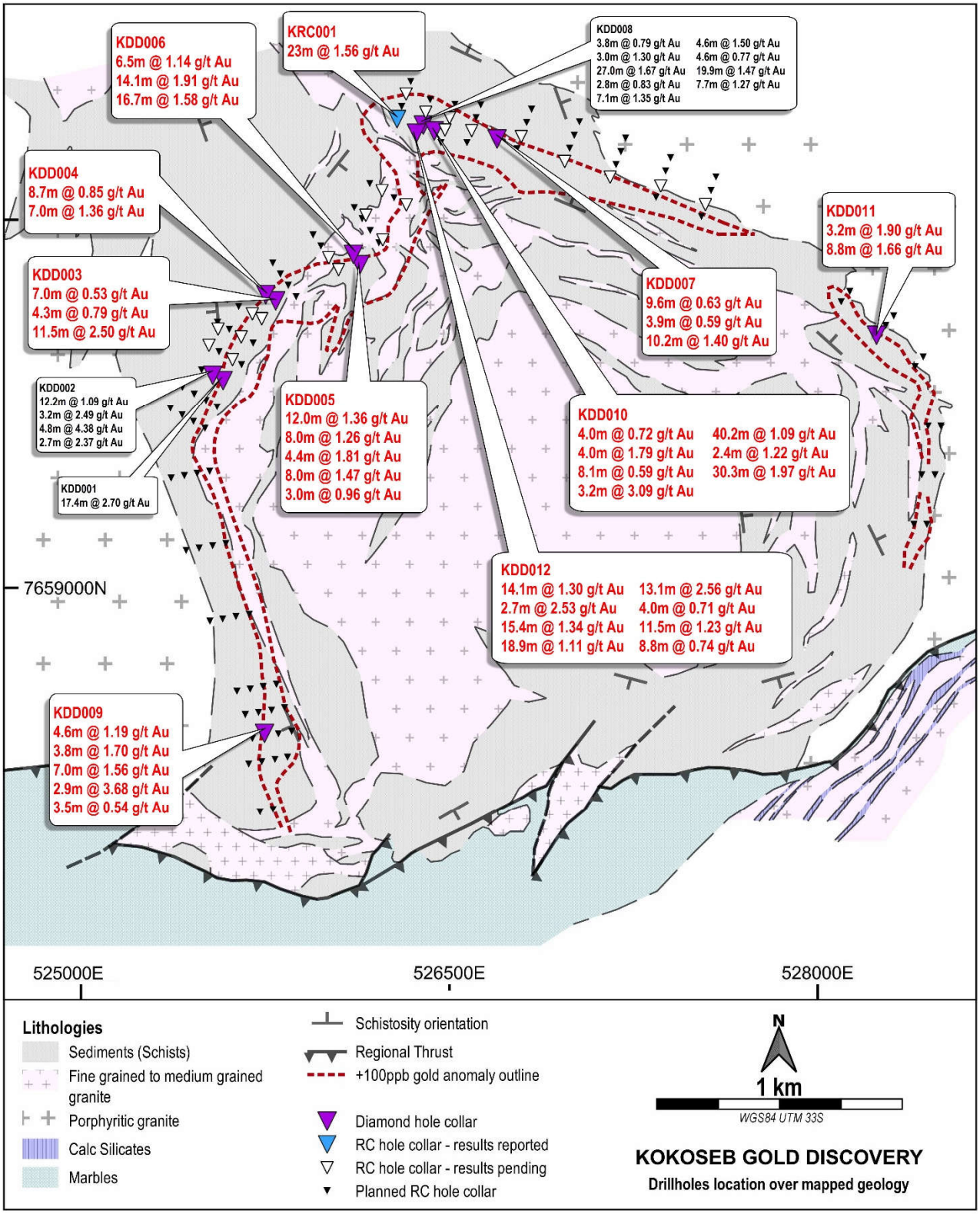

Figure 1 – Drilled and planned holes located on Kokoseb geology; significant intercepts on drillholes (in red, reported during the quarter and in black, previously reported); all intercepts >0.5 g/t Au[2]

KDD012 and KDD010 were both drilled proximate to drill hole KDD008 and Trenches 4 and 5 (Figures 2 and 3), demonstrating good continuity in terms of width and grade in the mineralised zones of the area.

[2] Intercept calculated using 0.5 g/t cut-off grade and 2m max consecutive internal low grade. See ASX announcements 7 June 2022, 27 July 2022 and 17 August 2022 for further information on previously reported results.

For personal use only

KDD010 is located at 50 metres to the ESE from KDD008. The hole intersected two distinct gold mineralised zones (Figure 2), the upper zone, and the lower zone, which are merging on the drill section KDD008 and KDD012. Drillhole KDD010 included the following significant intercepts:

4.0m at 0.72 g/t Au from 8.0m (upper zone)

40.2m at 1.09 g/t Au from 14.8m (upper zone)

4.0m at 1.79 g/t Au from 63.6m (upper zone)

2.4m at 1.22 g/t Au from 168.5m (lower zone)

8.1m at 0.59 g/t Au from 173.5m (lower zone)

30.3m at 1.97 g/t Au from 183.8m (lower zone)

3.2m at 3.09 g/t Au from 217.0m (lower zone)

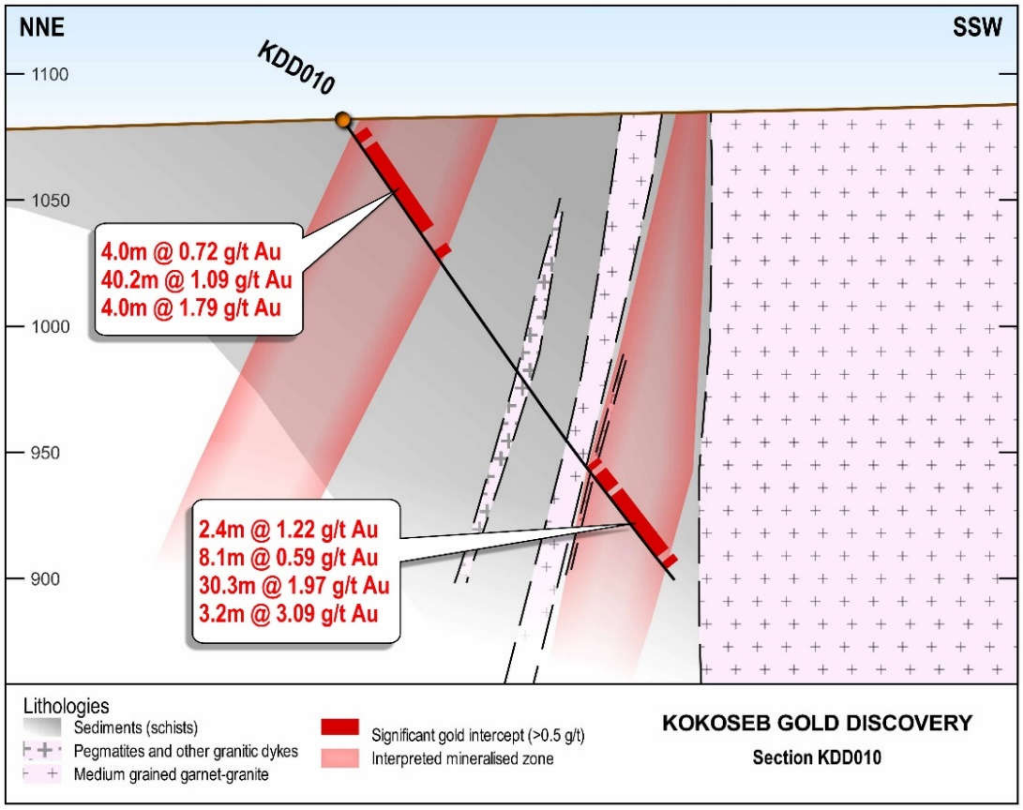

Figure 2 – Drill section KDD010 (intercepts in red, reported in this release)[3]

KDD012 was drilled at 40 metres above KDD008 on the same section (Figure 3) and located 50 metres to the WNW from KDD010. The drillhole included the following significant intercepts[5]:

14.1m at 1.30 g/t Au from 6.0m (upper zone)

13.1m at 2.56 g/t Au from 22.6m (upper zone)

2.7m at 2.53 g/t Au from 38.0m (upper zone)

4.0m at 0.71 g/t Au from 43.4m (upper zone)

15.4m at 1.34 g/t Au from 49.9m (upper zone)

11.5m at 1.23 g/t Au from 67.6m (upper zone)

18.9m at 1.11 g/t Au from 84.6m (lower zone)

8.8m at 0.74 g/t Au from 108.0m – incomplete intercept (lower zone)

[3] ASX announcement 17 August 2022

For personal use only

The upper zone correlated with Trench 5 intercepts and with KDD008. The lower zone correlated with the lower zone intersected in hole KDD008 and with the intercept of 18m at 2.04 g/t Au from Trench 4, that was dug perpendicular to the drill section (projected on the drill section KDD012 in Figure 3).[4]

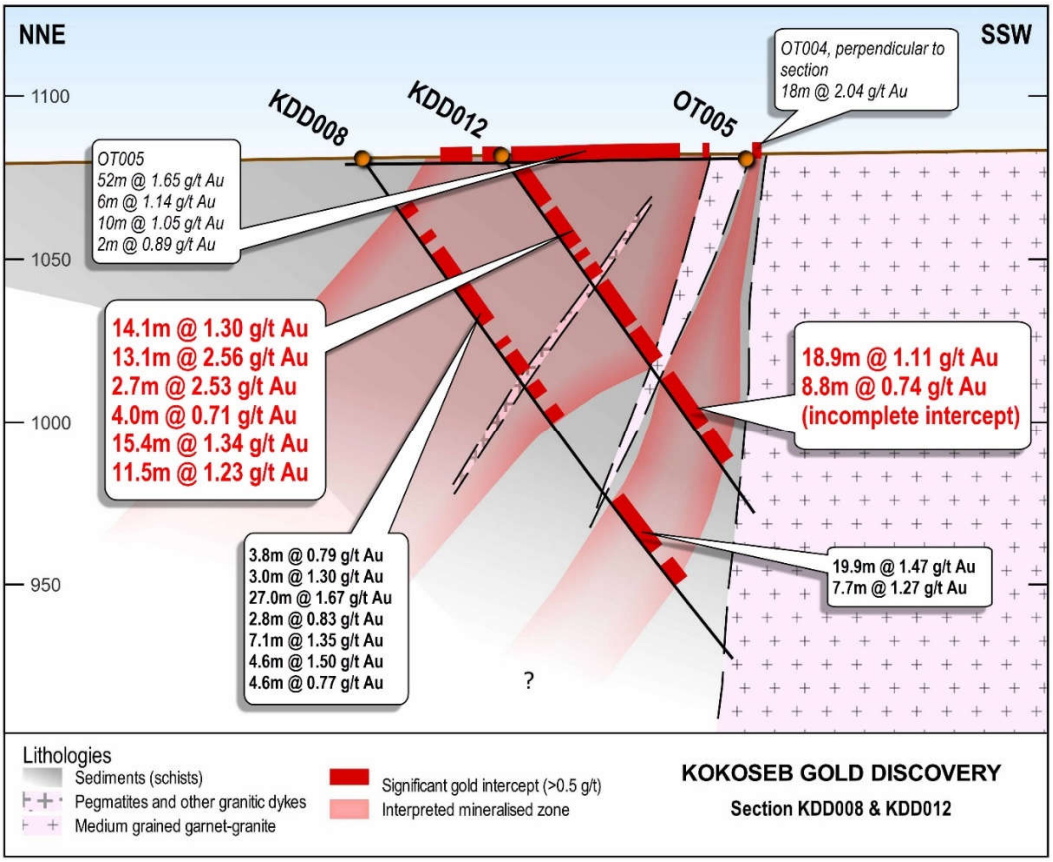

Figure 3 – Drill section KDD012 (intercepts in red, reported during the quarter and in black, previously reported; trenches intercepts in italic)

KDD011 is the easternmost hole drilled on the gold anomaly, located 1,700 metres to the ESE from KDD007 (Figure 4). The hole is drilled under Trench 7 that returned 13m at 1.07 g/t Au.[5]

The gold mineralisation intersected down hole included the following intercepts that correlate well with the trench results at a shallow dip of 45° towards the NE[6]:

3.2m at 1.90 g/t Au from 12.0m

8.8m at 1.66 g/t Au from 18.2m

KDD009 was the southernmost hole drilled on the gold anomaly, drilled under Trench 8 that returned a series of intercepts including 7m at 0.64 g/t Au and 8m at 1.25 g/t Au[7] (Figure 5). The significant intercepts returned in hole KDD009 included:

4.6m at 1.19 g/t Au from 66.0m

3.8m at 1.70 g/t Au from 82.9m

7.0m at 1.56 g/t Au from 89.0m

2.9m at 3.68 g/t Au from 100.9m

3.5m at 0.54 g/t Au from 113.2m

[4] ASX announcement 6 April 2022
[5] ASX announcement 7 June 2022
[6] ASX announcement 17 August 2022
[7] ASX announcement 7 June 2022

For personal use only

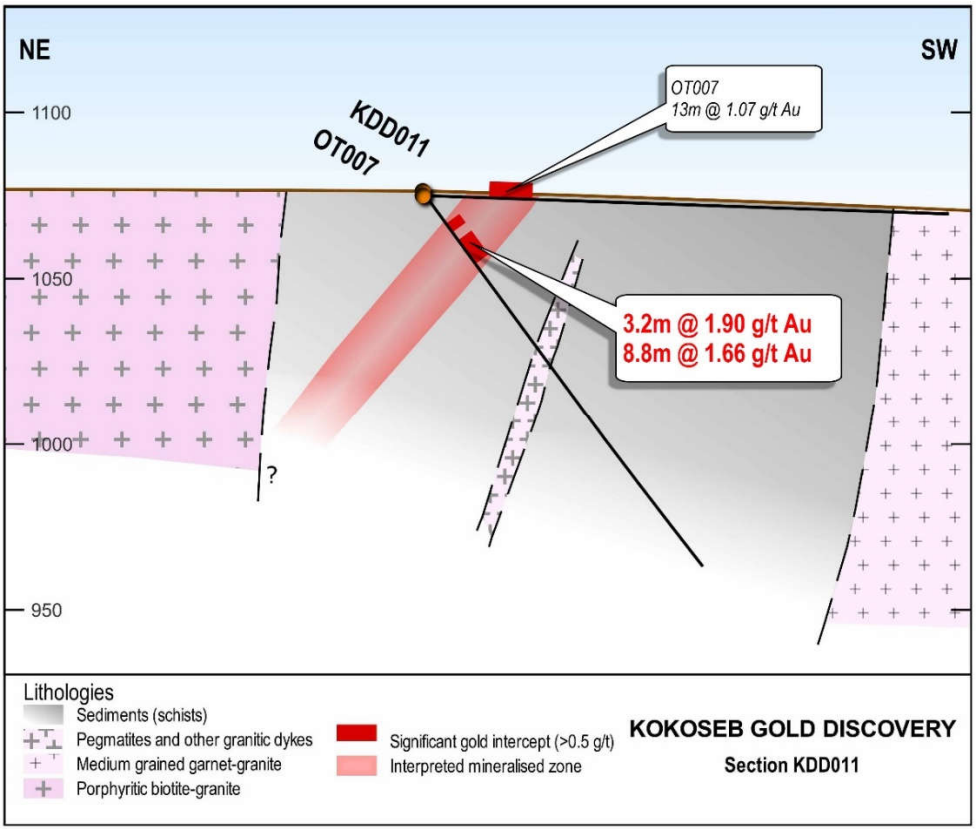

Figure 4 – Drill section KDD011 (intercepts in red, reported during the quarter; trenches intercepts in italic)

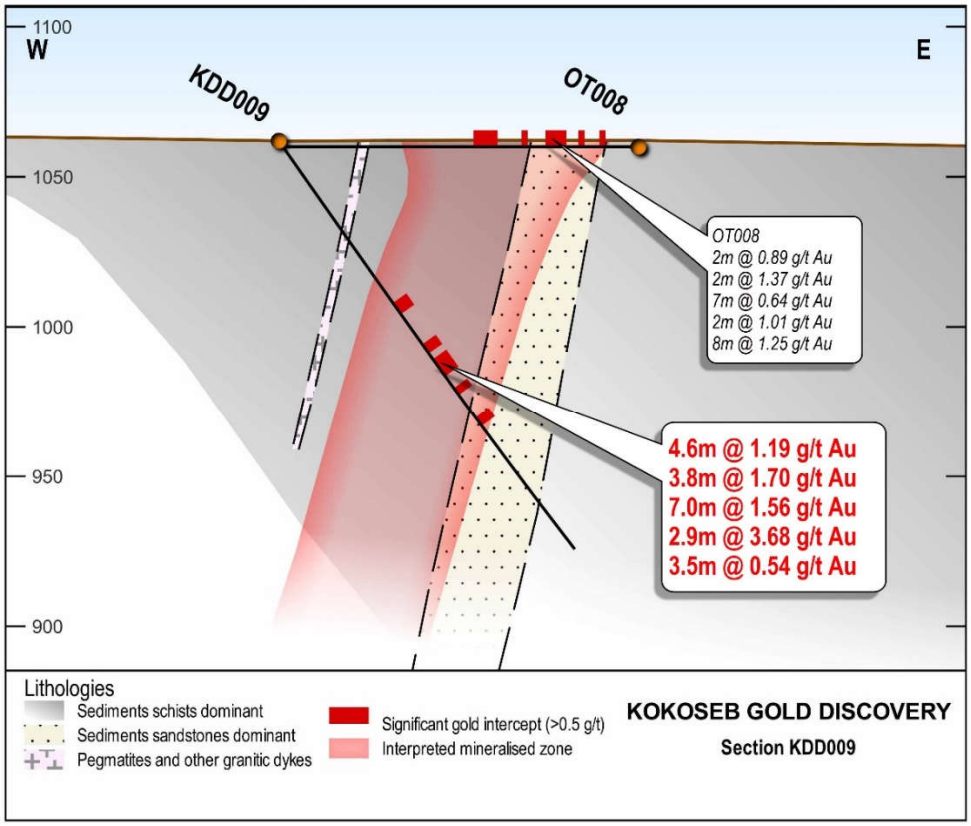

Figure 5 – Drill section KDD009 (intercepts in red, reported during the quarter; trenches intercepts in italic)[8]

[8] For further information on the results of trench OT008, see AX announcement 7 June 2022

For personal use only

KDD007 was drilled under Trench 6 that has returned 8m at 0.73 g/t Au, 10m at 0.96 g/t, 6m at 1.06 g/t Au and 3m at 1.03 g/t Au[9]. Significant intercepts included:

9.6m at 0.63 g/t Au from 0.8m

3.9m at 0.59 g/t Au from 13.8m

10.2m at 1.40 g/t Au from 20.7m

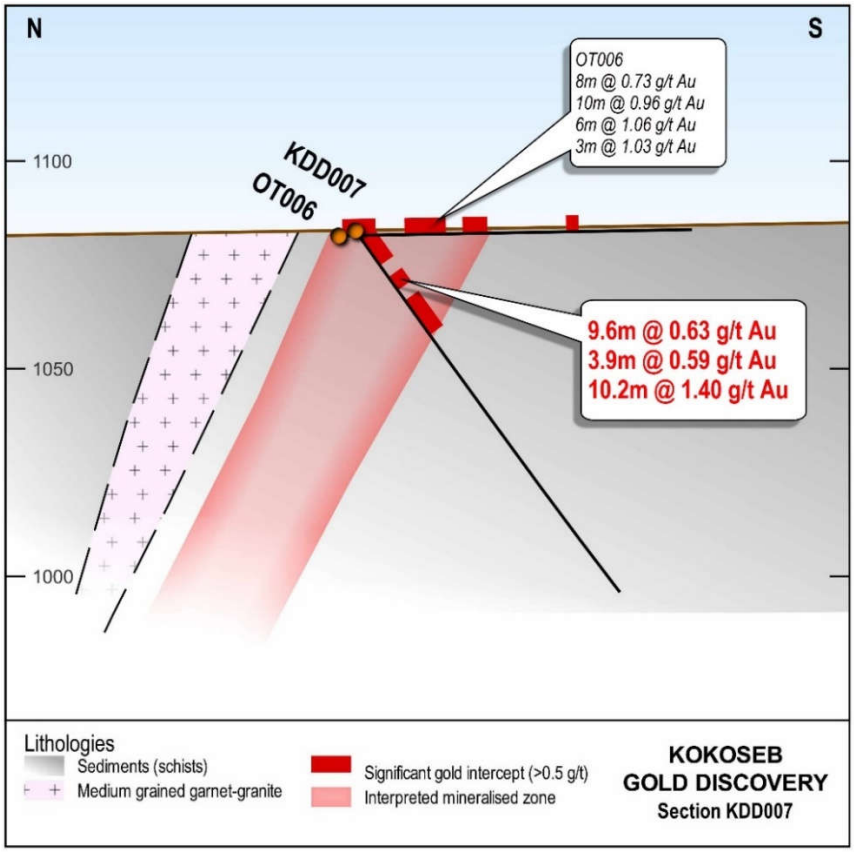

Figure 6 – Drill section KDD007 (intercepts in red, reported during the quarter; trenches intercepts in italic)

The drill section KDD005 and KDD006 (Figure 7), is located in the middle of one of the widest zones of the Kokoseb gold in soil anomaly. This section includes the following intercepts:[10]

- **KDD006** **6.5m at 1.14 g/t Au from 20.2m**

  14.1m at 1.91 g/t Au from 45.1m, including 5.7m at 3.53 g/t Au and

  16.7m at 1.58 g/t Au from 62.4m.

  These two intercepts are included in a wider, unconstrained intercept of 34.4m at 1.56 g/t Au from 44.7m.

- **KDD005** **12.0m at 1.36 g/t Au from surface and**

  8.0m at 1.26 g/t Au from 15m and

  4.4m at 1.81 g/t Au from 26m and

  8.0m at 1.47 g/t Au from 33m.

  These four intercepts are included in a wider, unconstrained intercept of 43m at 1.14 g/t Au from surface.

[9] ASX announcement 6 April 2022
[10] ASX announcement 27 July 2022

For personal use only

This drill section is located 90m east from Trench 9 (OT009) which previously returned a significant intercept of **27m at 1.19 g/t Au**[11], which is included in a wider unconstrained intercept of **37m at 0.99 g/t Au**.

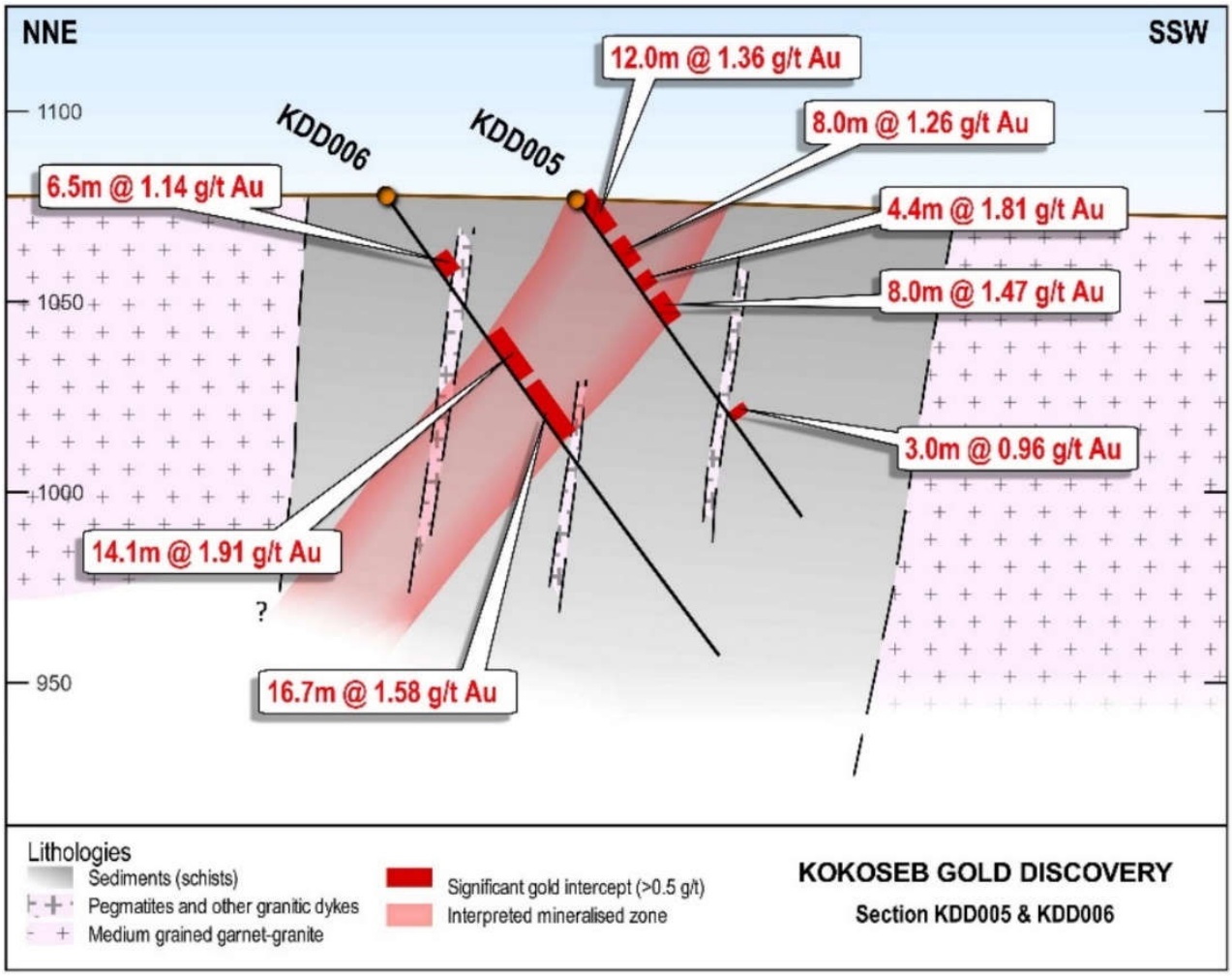

Figure 7 – Drill section KDD005 and KD006

The main mineralised zone intersected on the drill section KDD005 and KDD006 has a true width of approximately 32m. Several sub-parallel smaller zones are also intersected in the sediment package, generally near to a granitic dyke such as the intercepts of 6.5m at 1.14 g/t Au (KDD006) and 3.0m at 0.96 g/t Au (KDD005).

The drill section KDD003 and KDD004 (Figure 8), which is located between the drill sections KDD001 and KDD002 and KDD005 and KDD006, intersected both mineralised zones, which include the following significant intercepts[3]:

- **KDD004** **8.7m at 0.85 g/t Au from 143.5m**
  7.0m at 1.36 g/t Au from 157m
- **KDD003** **7.0m at 0.53 g/t Au from 18.7m**
  4.3m at 0.79 g/t Au from 29.4m
  11.5m at 2.50 g/t Au from 58.5m, including 5.3m at 4.11 g/t Au

[11] ASX announcement 7 June 2022

For personal use only

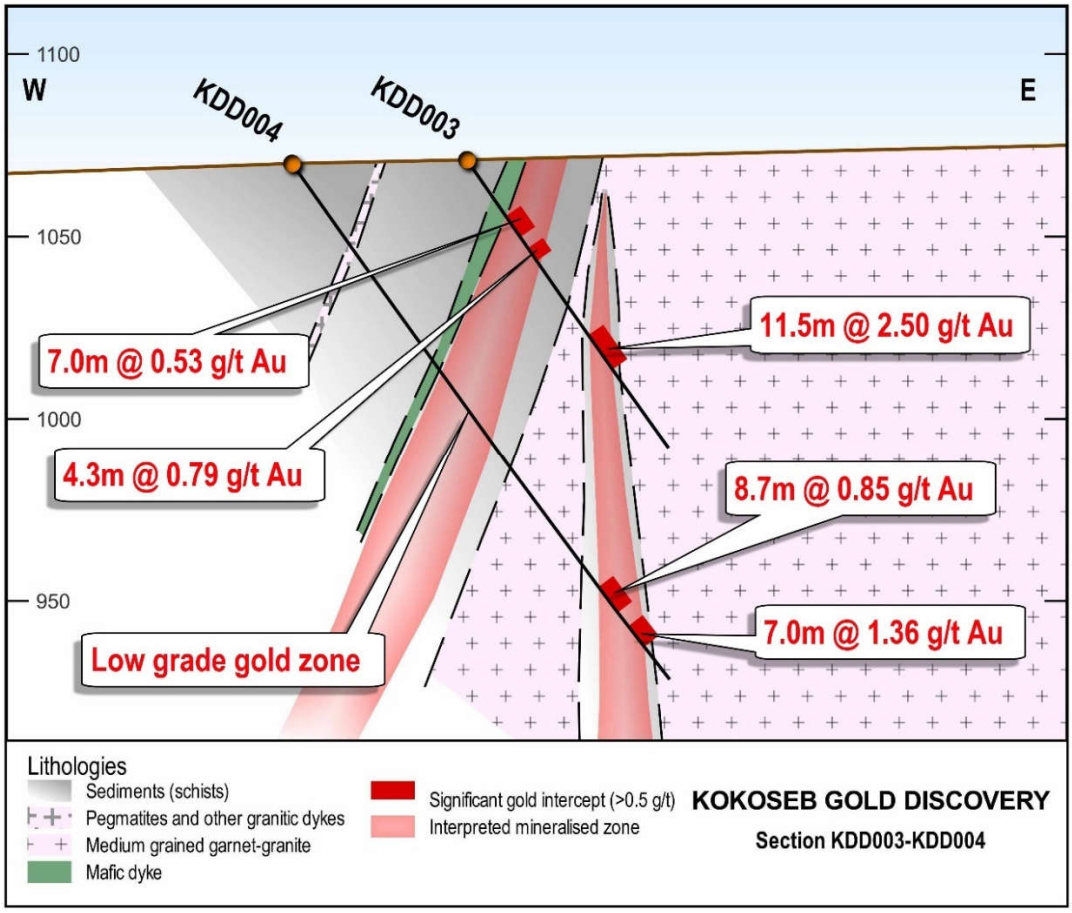

Figure 8 – Drill section KDD003 and KDD004

Reverse circulation drilling

A 20,000m reverse circulation drilling program commenced at the end of the June Quarter, with results received for a single hole (KRC001) during the Quarter which intersected significant mineralisation, returning **23.0m at 1.56 g/t Au from 61m**.[12]

Post quarter end, the Company reported further results of its RC drilling program, with significant mineralisation intersected in multiple holes. Some of the best intersections included: **27m at 1.71 g/t Au from 72m in hole KRC003, 6m at 2.43 g/t Au from 23m in hole KRC009 and 42m at 1.57 g/t Au from 37m in hole KRC012.**[13]

EXPLORATION – CÔTE D'IVOIRE

Bouaflé Project

An aircore drilling program that comprised 198 holes for a total of 7,538 metres regularly intersected gold mineralisation (Figure 9), with significant intercepts including **12m at 1.21 g/t (BFAC0005), 7m at 1.16 g/t (BFAC0010), 3m at 3.12 g/t (BFAC0090), 3m at 2.08 g/t (BFAC0111), 4m at 2.14 g/t (BFAC0156) and 9m at 2.63 g/t (BFAC0175)**.[14]

Several of the significant intercepts correlate with historical RC gold intersections and confirm continuity in the zones tested over strike lengths of between 200 to 500 metres. This will be followed up with systematic shallow RC drilling as part of future work programs.

[12] ASX announcement 17 August 2022
[13] ASX announcement 17 October 2022
[14] ASX announcement 29 September 2022

For personal use only

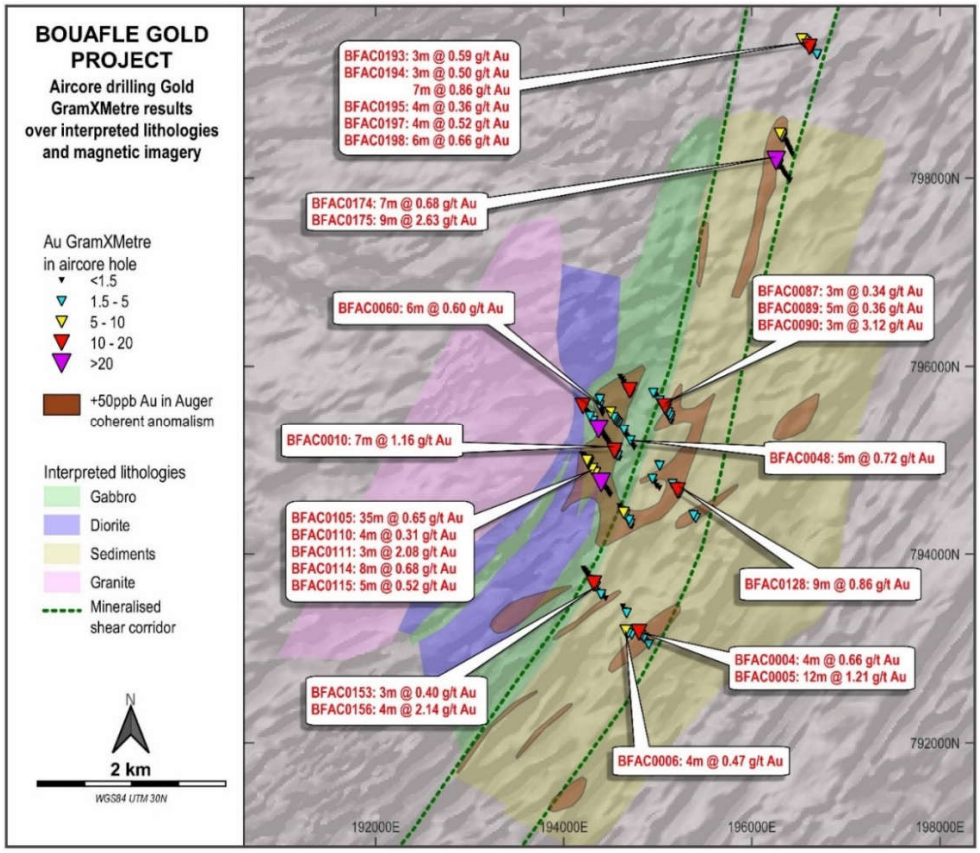

Figure 9 – Aircore drilling gold results at Bouaflé Sud

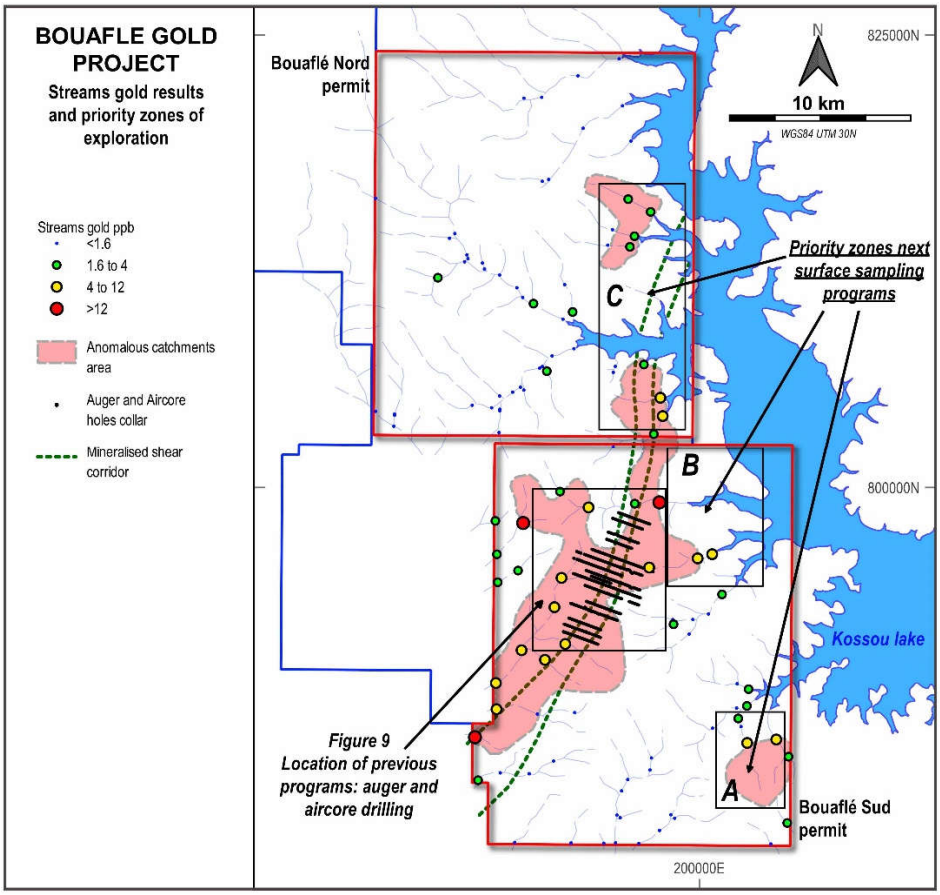

Figure 10 – Bouaflé Project stream sediment sampling results and sampling work overview; location of the auger and aircore drilling programs

For personal use only

A stream sediments sampling program was completed over the Bouaflé Project during the first half of the year (Figure 10), which was designed to fast track the targeting on the recently granted Bouaflé Nord permit – that had limited historical work completed – and to gain a greater understanding of the Bouaflé Sud permit. Assay results returned gold values up to 34.6 ppb in streams.

From these interpretations, the shear corridor in the Bouaflé Sud permit is well highlighted. Three other zones were also highlighted as priority zones for surface sampling programs. The Company is confident that a significant gold mineralised system lies in the Project area, with large zones of surface high-level gold anomalism left. Exploration programs will focus on identifying this system.

Mankono Project

An auger drilling program over the Southern Gold Anomaly, that comprised 1,614 holes for 12,956 metres, has intersected several zones and trends of +50ppb gold anomalism. These priority trends are defined by high-level gold values intersected in the saprolite horizon, of up to 4.9 g/t Au (Figure 11).

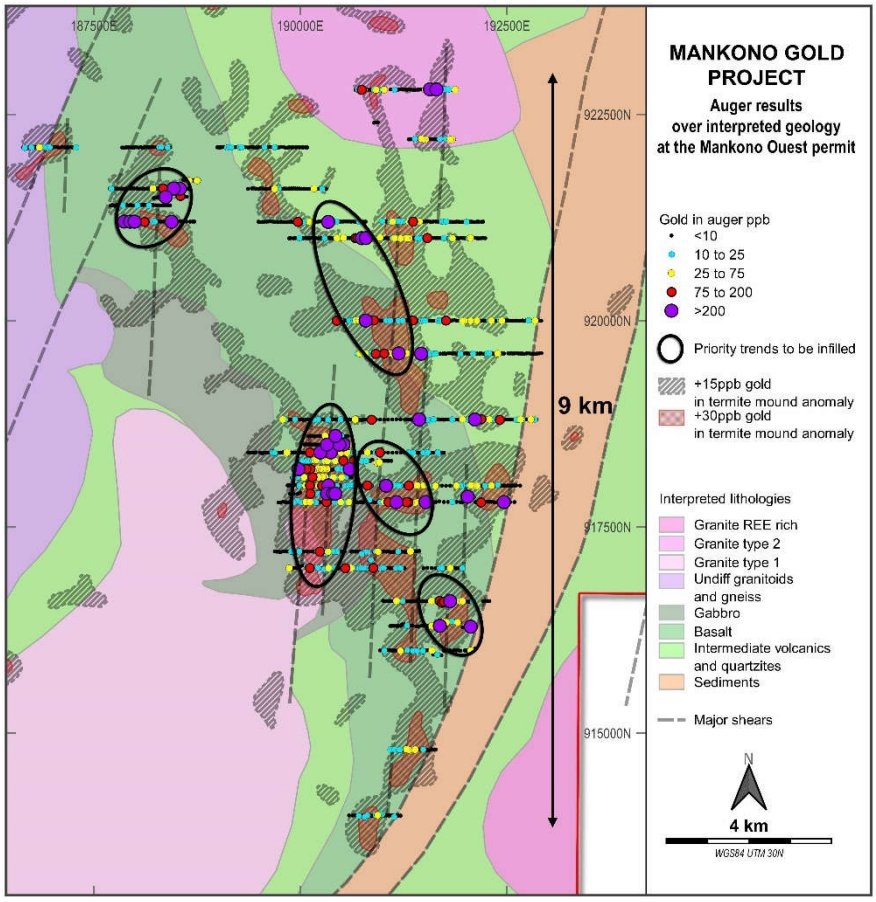

Figure 11 – Auger results on the Southern gold anomaly in the Mankono Ouest permit[15]

Bocanda Project: Termite mounds sampling

The results of a termite mound sampling highlighted two zones of gold anomalism, which are interpreted as being along the same potentially mineralised trend of 25 km strike that runs over the Tagba permit, which is currently under application (Figure 12). Further auger drilling is planned to test for in situ gold mineralisation on both of these anomalous zones. Once the Tagba application is granted, termite mound sampling will be immediately undertaken over the interpreted trend.

[15] ASX announcement 29 September 2022

For personal use only

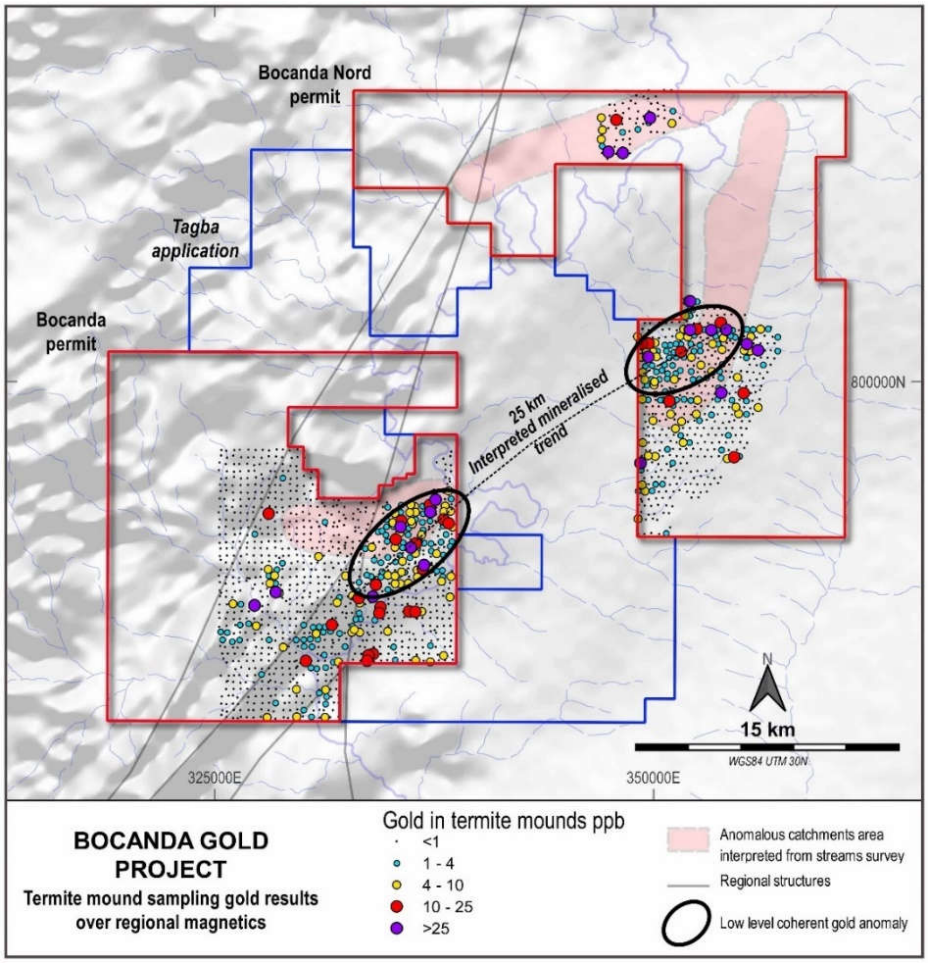

Figure 12 – Termite mounds gold results in the Bocanda Project[16]

CORPORATE

Cash

As at 30 September 2022, the Company had cash of $1.4 million. Post Quarter end, the Company completed a placement of 110 million ordinary shares to institutional, sophisticated and professional investors at a price of $0.06 per share to raise $6.6 million (before costs of $0.4 million) (**Placement**). The Placement was approved by shareholders at a general meeting held on 11 October 2022.

Payments to related parties

During the Quarter, the Company made payments to related parties of $33,000, which consisted entirely of payments for director remuneration.

Information Required Under Listing Rules 5.3.1 and 5.3.2

Evaluation and exploration expenditure during the Quarter amounted to $1.46 million. During the September Quarter, there were no mining production and development activities.

Tenement Interests

The Company's tenement interests as at 30 September 2022 are shown in the table below.

[16] ASX announcement 29 September 2022

For personal use only

Tenement interests as at 30 September 2022

Tenement	Ownership	Project	Location
EPL6226	100%	Hagenhof	Namibia
EPL4833	51% (80% earn in)	Katerina	Namibia
EPL8039	51% (80% earn in)	Katerina	Namibia
EPL7246	51% (80% earn in)	Katerina	Namibia
EPL4818	51% (80% earn in)	Okombahe	Namibia
EPL7980	100%	Okombahe	Namibia
EPL7327	0% (option to acquire 100%)	Ondundu North	Namibia
EPL6534	90%	Gazina	Namibia
EPL6535	90%	Gazina	Namibia
EPL6536	90%	Gazina	Namibia
EPL4953	90%	Gazina	Namibia
EPL8249	51% (80% earn in)	Hagenhof NE	Namibia
EPL8021 – Application	100%	Owambo	Namibia
EPL8709 – Application	100%	Okombahe W	Namibia
PR0844 Bocanda Nord	80%	Bocanda	Côte d'Ivoire
PR0872 Bocanda	80%	Bocanda	Côte d'Ivoire
0886DMICM15/09/2021 Tagba	80%	Bocanda	Côte d'Ivoire
PR0861 Bouaflé South	80%	Bouaflé	Côte d'Ivoire
PR0822 Bouaflé North	80%	Bouaflé	Côte d'Ivoire
0412DMICM20/05/2021 Zenoula	80%	Bouaflé	Côte d'Ivoire
PR0871 Mankono Ouest	80%	Mankono	Côte d'Ivoire
0181DMICM11/08/2017 Mankono East	80%	Mankono	Côte d'Ivoire
0410DMICM19/05/2021 Tieningboue	80%	Mankono	Côte d'Ivoire
0533DMICM09/06/2021 Bouandougou	80%	Mankono	Côte d'Ivoire
0088DMICM12/02/2021 Dialakoro	80%	Mankono	Côte d'Ivoire
0534DMICM10/06/2021 Kouata	80%	Mankono	Côte d'Ivoire
PR0880 Issia	0% (80% Stage 2 earn in)	Issia	Côte d'Ivoire

Reference to Previous ASX Announcements

In relation to the exploration results included in this September Quarterly Activities Report, the dates of which are referenced, the Company confirms that it is not aware of any new information or data that materially affects the information included in those announcements.

This announcement has been authorised for release by the Company's board of directors.

Contact details

Andrew Pardey
Executive Chairman
+61 8 9381 5686

For personal use only

About Wia's Côte d'Ivoire Projects

The Bouaflé Project comprises two exploration permits – Bouaflé North and Bouaflé South – covering an area of 742km2. A third permit, Zenoula, is under application.

The Mankono Project includes the Mankono West permit, which covers an area of 379 km2 and a further five permits under application, Mankono East, Tieningboue, Dialakoro, Bouandougou and Kouata.

The Bocanda Project, comprises two exploration permits: Bocanda North and Bocanda, covering an area of 750 km2. A third licence, Tagba, is under application.

The Company also holds the Issia exploration permit (PR-880), which covers an area of 375 km2.

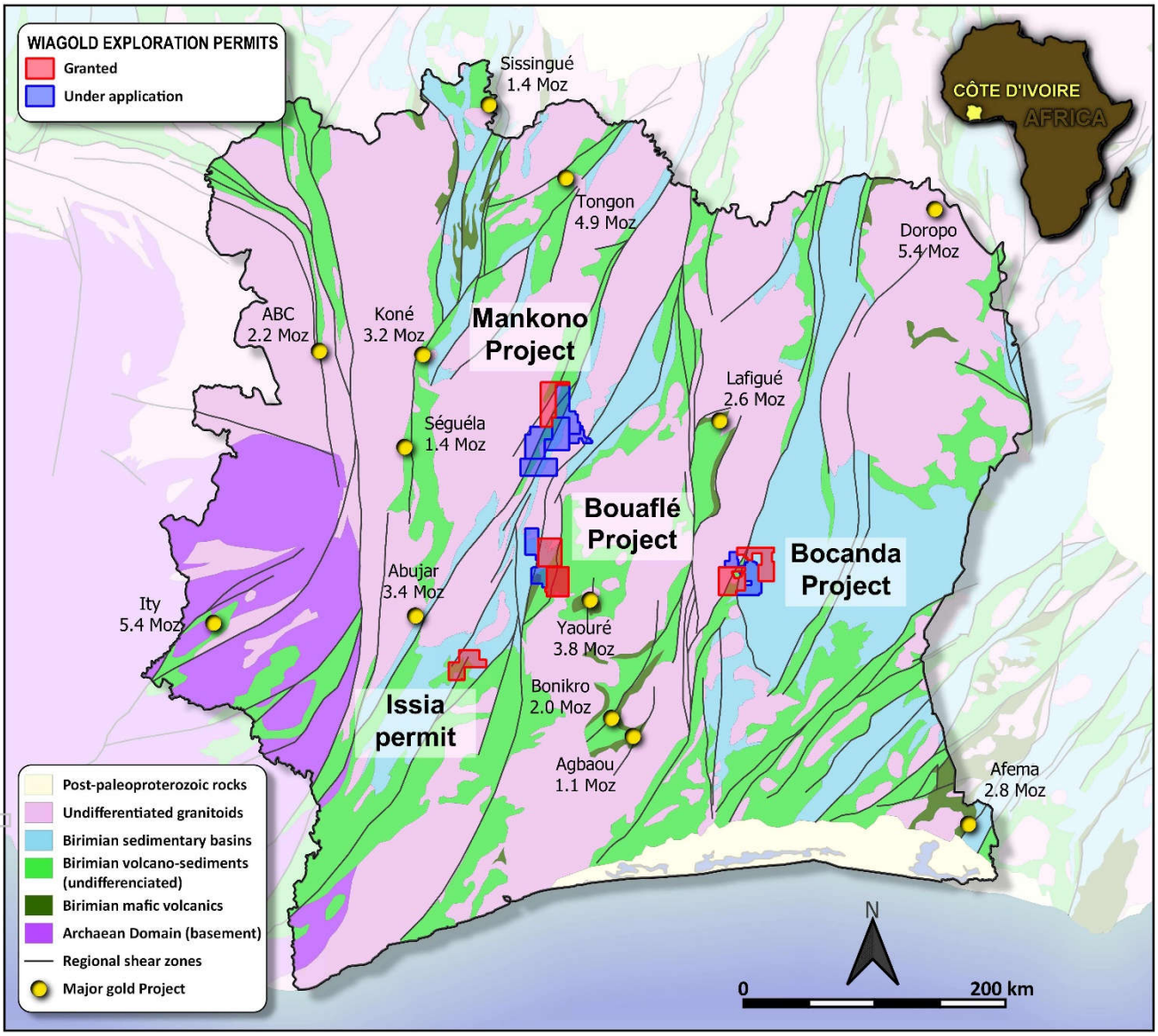

Location of Wia's Côte d'Ivoire Projects

About Wia's Namibia Projects

Since 2018 the Company has successfully consolidated a very large land position on the Damara belt in central Namibia (the **Damaran Project**). The Damara Project consists of 12 tenements with a total

area of over 2,700km^2 held under joint-venture with the state-owned mining company; Epangelo and a local Namibian group.

The Damaran Project is strategically located along key regional structures. Exploration has been ongoing in Namibia since 2018, with recent work consisting of early-stage reconnaissance in the form of multi-element soil geochemistry on this promising package of land. Gold and pathfinder elements anomalies are systematically followed up with infill sampling, mapping and trenching.

The location of the Namibia Projects is shown on the figure below.

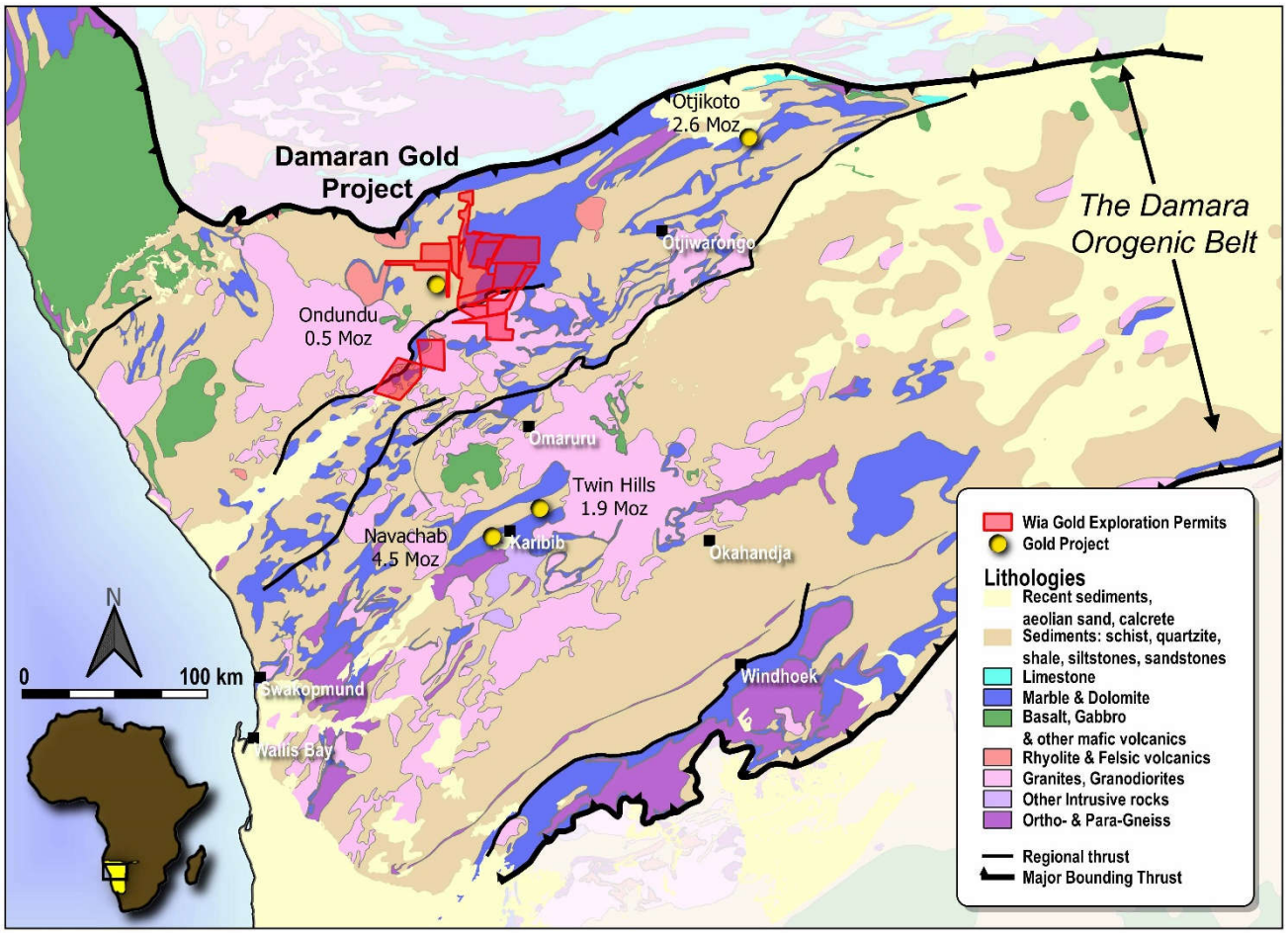

Location of Wia's Namibia Projects

For personal use only

Appendix 5B

Mining exploration entity or oil and gas exploration entity quarterly cash flow report

For personal use only

Name of entity

Wia Gold Limited

ABN	Quarter ended ("current quarter")
41 141 940 230	30 September 2022

Consolidated statement of cash flows		Current quarter $A'000	Year to date (3 months) $A'000
1.	**Cash flows from operating activities**		
1.1	Receipts from customers	-	-
1.2	Payments for		
	(a) exploration & evaluation	-	-
	(b) development	-	-
	(c) production	-	-
	(d) staff costs	(68)	(68)
	(e) administration and corporate costs	(99)	(99)
1.3	Dividends received (see note 3)	-	-
1.4	Interest received	1	1
1.5	Interest and other costs of finance paid	-	-
1.6	Income taxes paid	-	-
1.7	Government grants and tax incentives	-	-
1.8	Other (provide details if material)	-	-
1.9	**Net cash from / (used in) operating activities**	**(166)**	**(166)**

2.	**Cash flows from investing activities**		
2.1	Payments to acquire or for:		
	(a) entities	-	-
	(b) tenements	-	-
	(c) property, plant and equipment	-	-
	(d) exploration & evaluation	(1,456)	(1,456)
	(e) investments	-	-
	(f) other non-current assets	-	-

For personal use only

Consolidated statement of cash flows		Current quarter $A'000	Year to date (3 months) $A'000
2.2	Proceeds from the disposal of:		
	(a) entities	-	-
	(b) tenements	-	-
	(c) property, plant and equipment	-	-
	(d) investments	-	-
	(e) other non-current assets	-	-
2.3	Cash flows from loans to other entities	-	-
2.4	Dividends received (see note 3)	-	-
2.5	Other (provide details if material)	-	-
2.6	**Net cash from / (used in) investing activities**	**(1,456)**	**(1,456)**

3.	**Cash flows from financing activities**		
3.1	Proceeds from issues of equity securities (excluding convertible debt securities)	-	-
3.2	Proceeds from issue of convertible debt securities	-	-
3.3	Proceeds from exercise of options	-	-
3.4	Transaction costs related to issues of equity securities or convertible debt securities	-	-
3.5	Proceeds from borrowings	-	-
3.6	Repayment of borrowings	-	-
3.7	Transaction costs related to loans and borrowings	-	-
3.8	Dividends paid	-	-
3.9	Other (provide details if material)	-	-
3.10	**Net cash from / (used in) financing activities**	**-**	**-**

4.	**Net increase / (decrease) in cash and cash equivalents for the period**		
4.1	Cash and cash equivalents at beginning of period	3,047	3,047
4.2	Net cash from / (used in) operating activities (item 1.9 above)	(166)	(166)
4.3	Net cash from / (used in) investing activities (item 2.6 above)	(1,456)	(1,456)
4.4	Net cash from / (used in) financing activities (item 3.10 above)	-	-

Consolidated statement of cash flows		Current quarter $A'000	Year to date (3 months) $A'000
4.5	Effect of movement in exchange rates on cash held	(19)	(19)
4.6	**Cash and cash equivalents at end of period**	**1,406**	**1,406**

5.	**Reconciliation of cash and cash equivalents** at the end of the quarter (as shown in the consolidated statement of cash flows) to the related items in the accounts	**Current quarter $A'000**	**Previous quarter $A'000**
5.1	Bank balances	833	1,015
5.2	Call deposits	553	2,032
5.3	Bank overdrafts	-	-
5.4	Other (provide details)	20	-
5.5	**Cash and cash equivalents at end of quarter (should equal item 4.6 above)**	**1,406**	**3,047**

6.	**Payments to related parties of the entity and their associates**	**Current quarter $A'000**
6.1	Aggregate amount of payments to related parties and their associates included in item 1	33
6.2	Aggregate amount of payments to related parties and their associates included in item 2	-

Directors' fees for the September quarter $33k

Mr Andrew Pardey, Chairman and Mr Chris van Wijk, Non-Executive Director, are Directors of Marvel Gold Limited (**Marvel**). The Company makes payments to Marvel under a Shared Services Agreement in which Marvel provides general office services. The services provided by Marvel are recovered from the Company on a cost basis (September quarter $1k).

For personal use only

For personal use only

7.	**Financing facilities** *Note: the term "facility' includes all forms of financing arrangements available to the entity.* *Add notes as necessary for an understanding of the sources of finance available to the entity.*	**Total facility amount at quarter end $A'000**	**Amount drawn at quarter end $A'000**
7.1	Loan facilities	-	-
7.2	Credit standby arrangements	-	-
7.3	Other (please specify)	-	-
7.4	**Total financing facilities**	-	-
7.5	**Unused financing facilities available at quarter end**		
7.6	Include in the box below a description of each facility above, including the lender, interest rate, maturity date and whether it is secured or unsecured. If any additional financing facilities have been entered into or are proposed to be entered into after quarter end, include a note providing details of those facilities as well.		

8.	**Estimated cash available for future operating activities**	**$A'000**
8.1	Net cash from / (used in) operating activities (item 1.9)	(144)
8.2	(Payments for exploration & evaluation classified as investing activities) (item 2.1(d))	(1,456)
8.3	Total relevant outgoings (item 8.1 + item 8.2)	(1,656)
8.4	Cash and cash equivalents at quarter end (item 4.6)	1,406
8.5	Unused finance facilities available at quarter end (item 7.5)	-
8.6	Total available funding (item 8.4 + item 8.5)	1,406
8.7	**Estimated quarters of funding available (item 8.6 divided by item 8.3)**	0.8

Note: if the entity has reported positive relevant outgoings (ie a net cash inflow) in item 8.3, answer item 8.7 as "N/A". Otherwise, a figure for the estimated quarters of funding available must be included in item 8.7.

8.8 If item 8.7 is less than 2 quarters, please provide answers to the following questions:

8.8.1 Does the entity expect that it will continue to have the current level of net operating cash flows for the time being and, if not, why not?

Answer: Yes it is forecasting to maintain a similar level of spending.

8.8.2 Has the entity taken any steps, or does it propose to take any steps, to raise further cash to fund its operations and, if so, what are those steps and how likely does it believe that they will be successful?

Answer: Yes the Company has successfully completed a share placement that raised $6.6 million before costs subsequent to the end of the September quarter.

8.8.3	Does the entity expect to be able to continue its operations and to meet its business objectives and, if so, on what basis?
Answer: Yes, refer to 8.8.2 above.	

Note: where item 8.7 is less than 2 quarters, all of questions 8.8.1, 8.8.2 and 8.8.3 above must be answered.

Compliance statement

1 This statement has been prepared in accordance with accounting standards and policies which comply with Listing Rule 19.11A.

2 This statement gives a true and fair view of the matters disclosed.

Date: 24 October 2022

Authorised by: By the Board
(Name of body or officer authorising release – see note 4)

Notes

1. This quarterly cash flow report and the accompanying activity report provide a basis for informing the market about the entity's activities for the past quarter, how they have been financed and the effect this has had on its cash position. An entity that wishes to disclose additional information over and above the minimum required under the Listing Rules is encouraged to do so.

2. If this quarterly cash flow report has been prepared in accordance with Australian Accounting Standards, the definitions in, and provisions of, *AASB 6: Exploration for and Evaluation of Mineral Resources* and *AASB 107: Statement of Cash Flows* apply to this report. If this quarterly cash flow report has been prepared in accordance with other accounting standards agreed by ASX pursuant to Listing Rule 19.11A, the corresponding equivalent standards apply to this report.

3. Dividends received may be classified either as cash flows from operating activities or cash flows from investing activities, depending on the accounting policy of the entity.

4. If this report has been authorised for release to the market by your board of directors, you can insert here: "By the board". If it has been authorised for release to the market by a committee of your board of directors, you can insert here: "By the [*name of board committee – eg Audit and Risk Committee*]". If it has been authorised for release to the market by a disclosure committee, you can insert here: "By the Disclosure Committee".

5. If this report has been authorised for release to the market by your board of directors and you wish to hold yourself out as complying with recommendation 4.2 of the ASX Corporate Governance Council's *Corporate Governance Principles and Recommendations*, the board should have received a declaration from its CEO and CFO that, in their opinion, the financial records of the entity have been properly maintained, that this report complies with the appropriate accounting standards and gives a true and fair view of the cash flows of the entity, and that their opinion has been formed on the basis of a sound system of risk management and internal control which is operating effectively.

For personal use only