



GALILEE
ENERGY

ANNUAL
REPORT
2022

For personal use only

CORPORATE DIRECTORY

Directors & Management

Ray Shorrocks - Non-executive Chairman
David Casey - Managing Director
Stephen Kelemen - Non-executive Director
Gordon Grieve - Non-executive Director
Greg Columbus - Non-executive Director

Chief Financial Officer
Milton Cooper

Company Secretary
Stephen Rodgers

ASX Code

GLL

Principal Registered Office

Level 6, Emirates House
167 Eagle Street
Brisbane QLD 4000

GPO Box 1944, Brisbane QLD 4001

Phone: (07) 3177 9970

Email: admin@galilee-energy.com.au

Share and Options Registry

Computershare Investor Services Pty Limited
Level 1

200 Mary Street
Brisbane QLD 4000
Phone: 1300 552 270

Stock Exchange

Australian Securities Exchange
Home Branch: Brisbane

Auditors

BDO Audit (Qld) Pty Ltd
12 Creek Street
Brisbane QLD 4000

Solicitors

Piper Alderman
Level 26, Riparian Plaza
71 Eagle Street
Brisbane QLD 4000

Bankers

National Australia Bank
308 - 322 Queen St
Brisbane QLD 4000

galilee-energy.com.au



galilee-energy.com.au

For personal use only

For personal use only

CONTENTS

2 Chairman's letter

4 Message from the Managing Director

10 Corporate governance overview statement

12 Directors' report

29 Auditors' independence declaration

30 Financial report

64 Directors' declaration

65 Independent Auditors report

69 Shareholders information

71 Tenement interests

CHAIRMAN'S LETTER

It has never been more apt to describe Galilee's past year as pivotal and transformative. During the reporting year a restructure of the Company's management was completed and an important breakthrough was made in our understanding of the Glenaras Gas Project's geology. This underpinned an equity capital raise during the year to fund what we expect to be the final drilling programme at the Project prior to an inaugural reserves certification in 2023. This drilling programme was successfully completed just as the reporting year came to an end with early results tracking as expected. Commercialisation of the substantial Glenaras gas resource, amidst a record natural gas pricing environment beckons.

During the previous reporting year, the Board initiated a management restructure to lead the Company into the next phase of its commercial development marking the next stage of the appraisal and development of the Company's natural gas assets in the Galilee Basin. It culminated with the appointment of David Casey as Managing Director, effective December 1st, 2021. David brings a unique experience as well as a fresh perspective and approach to the Glenaras Gas Project.

It would be remiss of me not to highlight again David's impressive credentials. He was present at the creation of the Australian coal seam gas (CSG) sector and is known globally as an expert in CSG exploration and development. Furthermore, he was the author of the original scoping study for Glenaras and is uniquely qualified to move the Project through the reserve certification process to the commercialisation of its large gas resource position.

He has previously served in senior executive roles in several ASX listed companies, most notably at Eastern Star Gas Ltd, where, as Managing Director he was instrumental in the establishment of a 2+TCF gas reserve at the Narrabri Gunnedah CSG Project prior to the acquisition of the Narrabri project by Santos in 2011 for in excess of A\$1 billion. He has been involved in the oil and gas industry since then, and recently played an instrumental role in the discovery of the West Erregulla gas field in the Perth Basin.

David Casey joined the Company in December 2021 following Dr David King, who temporarily stepped into the role in June 2021 prior to his retirement at the end of November 2021. The Board would like to, again, thank David King for his stewardship of the business during that time.

For shareholders this year presented its challenges, not the least of which was a sharp downturn in equity markets, particularly in the final quarter of FY22. Difficulties encountered at Glenaras also had an obvious and material impact. Multiple pump failures in the first half of FY22 - likely a consequence of gas and solids transport in a transitioning reservoir - meant that we were not able to maintain high water production rates for long enough to unlock the gas. Moreover, following further reservoir simulations and studies, it became apparent that without further wells the existing well configuration and pump rates would be unlikely to achieve the required pressure reduction within a satisfactory timeframe.

As the second half of the year progressed, however, the final pieces of the puzzle were being put into place to positively alter the trajectory of Glenaras and the Company. Some welcome stability in the share price emerged, perhaps a renewed sign of the potential the equity market perceives in Galilee's strategy.

With a fresh approach by David Casey and his team yielding insights with respect to the best methods to achieve material gas production at Glenaras, the Company was able to secure the support of investors for a capital raising in early 2022. This equity was to fund a new six well pilot drilling programme to accelerate depressurisation of the Betts Creek coals and adjacent sands to initiate gas desorption and achieve commercial gas production in support of a material maiden Reserve booking.

The additional six wells were drilled within budget over April - June 2022. I will let David comment on it in more detail in his Letter to Shareholders but the results are confirming the geological model as interpreted. The Company remains on track for a maiden Reserves certification in 2023.

Historically, oil and gas companies have been rewarded for an exclusive focus on exploring for hydrocarbons and profitably producing them. Today, to gain the ongoing support of investors in our sector, companies are required to pay an increasing and legitimate attention to producing energy in an environmentally and socially sensitive manner.

For personal use only

Parallel with the pilot drilling programme at Glenaras, the Company continues to actively pursue previously identified avenues to establish the sustainability credentials of the Project. Benefiting from the relatively fresh water produced as a by-product from the Betts Creek coal section, in September 2021 we installed the third pivot irrigation system at the Project. This crop irrigation provides a low capital intensity solution to the production of water from the Project that may allow us to earn a return on crops or plantation timber as well as facilitate the sequestration of CO₂. Forage sorghum, barley and oats are growing well at the Project and we continue to investigate the potential for achieving higher yield crops and optimal plantation timber species.

In addition, our MoU with Sunshot Energy to assess the carbon capture and storage, and hydrogen revenue streams remains on foot. Shortly after year end, we announced our participation in a silvicultural trial with Sunshot as a proof of concept for the identification of specific tree species best suited for future use as plantation biomass. We are also in the early stages of assessing the viability of mini solar farms for early development activities. The Company is extremely well positioned for the transition to a lower carbon future.

In closing, I would like to thank all of our staff, contractors and stakeholders for their hard work to safely deliver on our appraisal activity at Glenaras. I take this opportunity to thank our shareholders for the support on what has been a long journey. As the certification of Reserves at Glenaras approaches and the outlook for gas pricing is robust, I believe shareholders can look to the 2023 financial year with optimism.

Thank you



Ray Shorrocks
Chairman

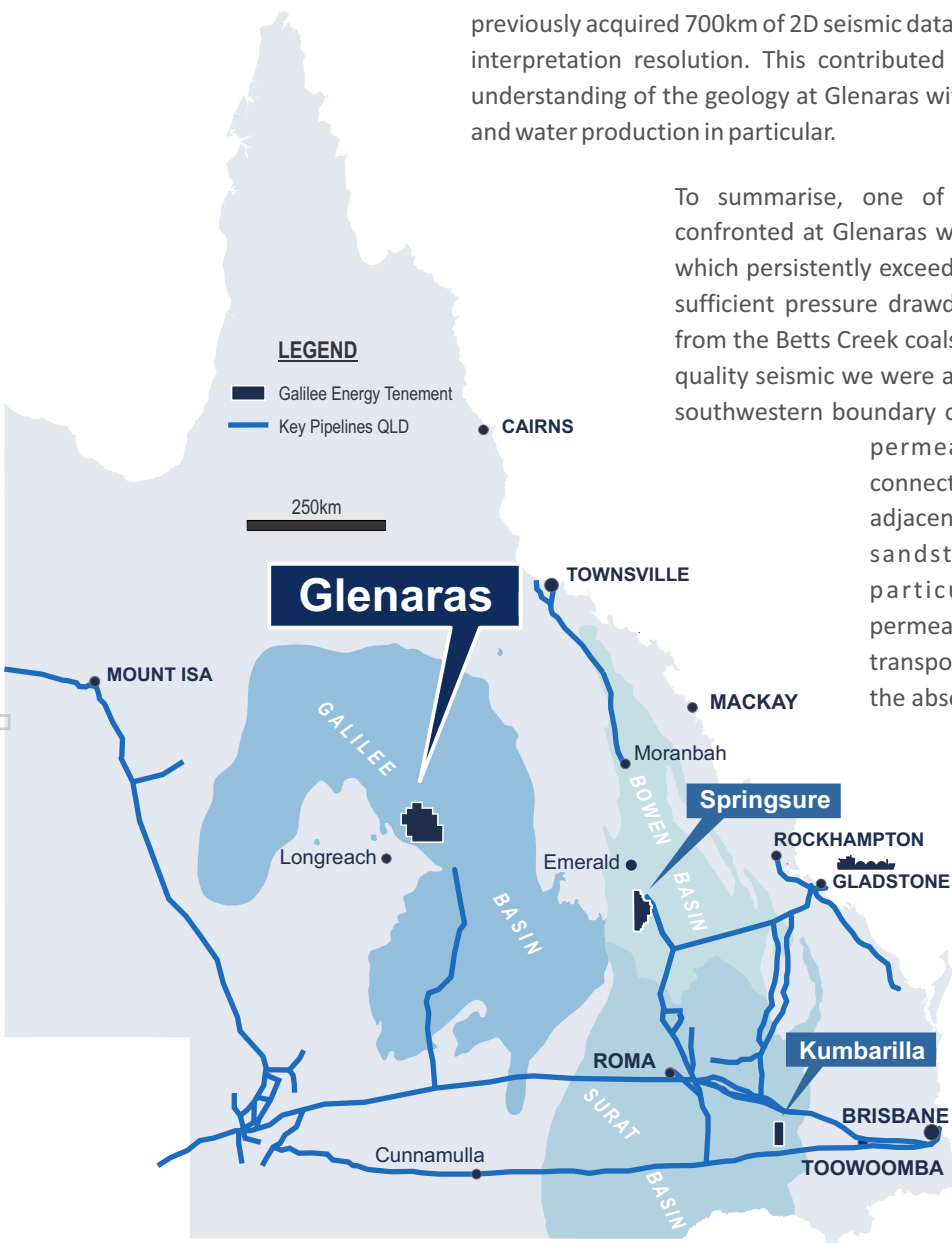
MESSAGE FROM THE MANAGING DIRECTOR

When I joined Galilee Energy in December 2021 a very material financial and technological investment had already been made over a number of years at the Glenaras Gas Project. More than \$100m had been invested in exploration and appraisal activities, including 20 wells which had defined a massive contingent resource, three multi-well production pilots, and over 700km of 2D seismic. The question in my mind at the time was whether a commercial outcome could be realistically achieved in a reasonable timeframe and it became clear that years of pumping at the Project have not been in vain, and that Glenaras was indeed on the cusp of establishing commercial gas production.

I acknowledge that our optimism on the outlook for the Project may seem familiar to shareholders. However, the work undertaken, particularly in the first half of FY22, to leverage the historical investment at Glenaras and apply new learnings confirms we are on the right path. I want to focus my following remarks elaborating on the brief explanation given by the Chairman in his Letter to Shareholders on the Company's operational progress at Glenaras which underpins much of our confidence in the Project's outlook and the Company's improved trajectory.

Towards the end of 2021, Galilee undertook a full reprocessing of the previously acquired 700km of 2D seismic data, vastly improving its quality and interpretation resolution. This contributed to a key breakthrough in our understanding of the geology at Glenaras with respect to pilot performance and water production in particular.

To summarise, one of the major challenges being confronted at Glenaras was high water production rates which persistently exceeded expectations and prevented sufficient pressure drawdown to permit gas desorption from the Betts Creek coals. As we reviewed the improved quality seismic we were able to identify a fault along the southwestern boundary of the Pilot – the southwestern permeability fault zone - which connected the Betts Creek coals with all adjacent sands, including the Colinlea sandstone. This sandstone has particularly high porosity and permeability meaning it can hold and transport vast volumes of water, and in the absence of knowledge of the newly



For personal use only



identified fault, its influence on the Project had obviously not been considered previously. In effect, large volumes of water entered the Betts Creek coals via the Colinlea and prolonged overall water flow from the Project's pilot wells and inhibited depressurisation of the Betts Creek coals.

Using historical Schlumberger reservoir modelling, cross referenced more recently by the CSIRO and by data gleaned from coal samples collected from well workovers at the Project, which all confirmed the model's validity, the Company determined that, armed with this new insight into water production, critical desorption and commercial gas production could ultimately be achieved.

More recent modelling, also by Schlumberger, which takes into account the southwestern permeability fault zone, confirmed that the significant pressure sink already created by the historical investment in production Pilots could be sufficiently enhanced over a 6-12 month period if new vertical wells were drilled around the southwestern flank. Based on this analysis, the Company was able to raise sufficient funding in February 2022 to undertake a multi-well drilling programme. Notwithstanding the challenges of drilling in an under-pressured zone within and around an existing pilot, and a series of unprecedented rain events, this programme was successfully completed during April – June 2022.

For personal use only

At the time of writing, the Pilot was progressing as per expectations. Shortly after year end we announced that all new wells were online and contributing to dewatering of the Glenaras pilot. The pilot now has all but one of the 16 wells pumping.

Pilot water production is currently in excess of 30,000 BWPD with record associated gas rates around 90 Mscfd and encouragingly a small level of desorbed gas. This water rate is the highest achieved by the pilot to date, but notably there is still significant additional redundancy not previously available with excess pump capacity enabling significantly higher production rates if required.

As previously announced, the reservoir pressure in the overall pilot increased as expected during the drilling programme due to the requirement for each of the existing wells to be shut in during drilling operations. Encouragingly we are now observing that much of this increase is being negated by strong well-to-well interference and connectivity, with the overall reservoir pressure trending strongly downwards. Recent indications are that the reservoir pressure is down to the lowest level observed to date, further confirming the entire Betts Creek Coals are being depressured. Given we can see pressure depletion in coals as far as 7kms from the central pilot area, this augurs well for a maiden reserve booking across a significant area of the Glenaras field.

As the pilot yields more data with respect to water production, pressure levels and gas production, the process to independently certify the project's maiden reserve booking can accelerate. We expect this pilot production phase to continue into the March Quarter of FY23 prior to a maiden reserve certification shortly thereafter.

While the importance of a maiden reserve may be somewhat self-evident, it is nonetheless typically a transformative valuation event for companies such as Galilee, which we would expect will be ultimately recognised by the market. As the Project's gas molecules move from the 'Contingent Resource' category to the 'Reserve' category, they become bankable. Such a certification underpins potential financiers' insights into the Project's financial robustness. More importantly, it gives potential gas customers heightened confidence in the deliverability of specific volumes of gas and is typically a precedent to executing Gas Sales Agreements. The recently signed pipeline MOU with APA provides the vital framework for Galilee and APA to collaborate on infrastructure to connect the Project and utilise APA's existing assets to provide transport to multiple natural gas markets on the east coast.

In closing, I would like to thank my colleagues on the Galilee Board for their valuable counsel since I joined them as a Director in December 2021. I also take this opportunity to thank our staff and contractors for their efforts over the year, particularly for the successful execution of the multi-well pilot in the second half. In addition, I extend my thanks to the local community across the Longreach and Barcaldine regions with and amongst whom the Company has operated harmoniously for many years.

Finally, I thank our shareholders for their ongoing support of Galilee. Our ambitions are high and in time I hope the arcane discussions of geological modelling and pilot drilling contained herein will be superseded by an upbeat review of our maiden gas Reserve and the progress of our agricultural activities underpinning Glenaras' environmental credentials as well as the status of discussions with potential gas customers and future development options.



David Casey
Managing Director



For personal use only

“

... it became clear that years of pumping at the Project have not been in vain, and that Glenaras was indeed on the cusp of establishing commercial gas production.



BOARD OF DIRECTORS



Ray Shorrocks
Non-executive Chairman



David Casey
Managing Director



Stephen Kelemen
Non-executive Director



Gordon Grieve
Non-executive Director



Greg Columbus
Non-executive Director

For personal use only

MANAGEMENT

David Woodley B.E. Chemical (Hons)
Chief Technical Officer

Appointed: Chief Technical Officer on 1 April 2022.

David is a highly experienced professional with 32 years in the oil and gas sector and has been involved in the development of a number of major conventional and unconventional projects. He has a wide range of experience in the oil and gas sector and brings global expertise in petroleum exploration, appraisal, development and production gained in Australia, North America, United Kingdom and Europe. David worked at Origin Energy for 13 years and held several positions with his final role being the Appraisal and Development Manager of Origin's Queensland coal seam gas business for the upstream business portion of the APLNG Project. More recently, David worked at Shell for more than five years in a variety of senior roles which followed the natural progression of the CSG industry, ranging from roles as Appraisal Manager, Vice President Central Asset and Production General Manager.

Milton Cooper B.A. Accountancy FCPA
Chief Financial Officer, Chief Commercial Officer

Appointed: Chief Financial and Commercial Officer on 1 December 2018.

Milton brings over 25 years' experience to his role as CFO and CCO with Galilee Energy, having held senior commercial and finance roles in a range of listed oil and gas companies both domestically and abroad. Prior to joining Galilee, Milton spent 13 years with Santos Ltd where he held the position of Vice President Commercial in Indonesia for five years, as well as being Country Manager in Vietnam for one year along with other senior commercial and business development roles in Australia. He also spent eight years in the United Kingdom based in London and Aberdeen in senior finance and commercial roles with Premier Oil, Hess Corporation and Burlington Resources. Milton is responsible for finance, tax, business development, commercial and corporate governance at Galilee. He is a fellow of CPA Australia and holds a Bachelor of Accountancy from the University of South Australia.

Jamie Doyle B.App.Sc. (Hons 1st Class)
Exploration Manager

Appointed: Exploration Manager on 22 October 2018.

Jamie is a geologist with over 25 years' experience in the oil and gas industry, exploring, developing and producing conventional and unconventional resources. He has held senior roles at Origin Energy, Shell International (Petroleum Development Oman), the Queensland Government and Oil Company of Australia. He is an accomplished explorer with significant discoveries in multiple basins across Australia and has considerable experience in all of Queensland's major sedimentary basins. Jamie also has significant field development and drilling operational experience.

Jason Whitcombe B.Eng(Hons), M.Eng.Sc, MBA, RPEQ.
Chief Operating Officer

Appointed: Chief Operating Officer on 1 April 2022.

Jason has lived and worked in Australia, Canada and the UK and has over 25 years of experience in complex global organisations including Shell, BHP, AGR and Thiess. He has a broad range of experience within the oil and gas sector spanning exploration & appraisal, asset management, drilling & completions, field development planning, major project construction delivery and field operations. Most recently, Jason has held various senior roles at Shell QGC and was directly accountable for delivery of critical programs of work including QGC's phase-1 exploration and appraisal program, operations well intervention program and front-end development for QGC's sustaining CAPEX program.

Stephen Rodgers LLB
Company Secretary

Appointed: Company Secretary on 1 September 2014.

Stephen is a lawyer with over 30 years' experience and holds a Bachelor of Laws degree from Queensland University of Technology. Stephen practiced law with several firms in Brisbane and for many years operated his own specialist commercial and property law practice before joining the ASX listed Sunshine Gas Limited as the in-house Legal and Commercial Counsel in 2008. Stephen has extensive experience in the operation and running of ASX listed oil and gas companies and is also the Company Secretary for the ASX Listed Blue Energy Limited and Comet Ridge Limited both of which operate in the oil and gas exploration sector.

CORPORATE GOVERNANCE OVERVIEW STATEMENT

The Directors and management of Galilee Energy Limited (“Galilee Energy” or the “Company”) are committed to the creation of shareholder value and recognise the need for high standards of corporate governance as integral to that objective.

The Board is pleased to report that during the year ending 30 June 2022 the Company's corporate governance practices and policies have substantially accorded with those outlined in the ASX Corporate Governance Council's Principles and Recommendations (4th Edition) (“ASX Recommendations” or “ASX Guidelines”), except as outlined in the Company's annual Corporate Governance Statement. Even where there is a deviation from the recommendations, the Company continues to review and update its policies and practices in order that these keep abreast of the growth of the Company, the broadening of its activities, current legislation and good practice.

The ASX Corporate Governance Council's (The Council) recommendations are not prescriptive but rather they are guidelines. If certain recommendations are not appropriate for the Company given its circumstances, it may elect not to adopt that particular practice in limited circumstances.

Where the Company's Corporate Governance practices do not correlate with the practices recommended by the Council, the Company does not consider that the recommended practices are appropriate due to either the size of the Board or the management team or due to the current activities and operations being carried on by and within the Company.

A copy of Galilee Energy's 2022 Corporate Governance Statement, which provides detailed information about governance and a copy of Galilee Energy's Appendix 4G which sets out the Company's compliance with the recommendations in the 4th Edition of the ASX Recommendations is available on the corporate governance section of the Company's website at:

<http://galilee-energy.com.au/corporate-governance>

For personal use only



Commercialisation of the substantial Glenaras gas resource, amidst a record natural gas pricing environment beckons.

Directors' Report

In accordance with a resolution of the Board, the directors present their report on the consolidated entity ("Galilee" or "Group") consisting of Galilee Energy Limited and the entities it controlled at the end of or during the year ended 30 June 2022. The financial statements have been reviewed and approved by the directors based on the recommendation of the Audit Committee.

1. Directors

The directors of Galilee in office during the year and up to the date of this report were:

David Casey	Appointed Director 01/12/2021, Managing Director since 01/12/2021
Dr David King	Appointed Director 24/09/2013, Managing Director since 18/06/2021, retired as Director & Managing Director 30/11/2021
Ray Shorrocks	Appointed Director 02/12/2013, Non-executive Chairman since 31/03/2018
Stephen Kelemen	Appointed Director 31/03/2018, Non-executive Director since 31/03/2018
Gordon Grieve	Appointed Director 06/09/2019, Non-executive Director since 06/09/2019
Greg Columbus	Appointed Director 17/09/2020, Non-executive Director since 17/09/2020

2. Principal activities

Galilee Energy Limited (The Company) is a Brisbane based energy company with a portfolio of assets primarily focussed onshore Australia.

The principal activity of the consolidated entity is oil and gas exploration and production. The foundation asset of the Company is the Glenaras Gas Project located in the Galilee Basin near Longreach in Queensland and further details are contained within the Managing Director's Report provided earlier in this report and in the Review of Operations below.

3. Strategy

The Company's strategy is to build a balanced portfolio of high quality, conventional and unconventional oil and gas assets. The primary focus is on commercialising the Glenaras Gas Project with an emphasis on the structurally short supplied eastern Australia gas market. Outlook for new gas supply into the east coast market is tight, with gas supply shortfalls forecast from 2023 by ACCC and AEMO, this timing accords well with the Company's significant uncontracted resource base.

4. Results from operations

The net loss for the year from continuing operations was \$19,759,475 (2021: \$18,500,458).

The loss for the year primarily reflects expenditure on drilling and the pump enhancement programme at the Glenaras multi well pilot, Glenaras pilot operating costs and water management projects totalling \$19,759,475 (2021: \$18,500,458).

5. Dividends

No dividends have been declared, provided for, or paid in respect of the financial year ended 30 June 2022 (2021: Nil).

6. Review of operations

Galilee has a high quality portfolio of acreage across three different basins in Queensland with one of the largest contingent gas resources on Australia's east coast. In addition, all acreage is held at 100% working interest and these assets offer both conventional and unconventional targets with a clear pathway to market.

The Company's flagship Glenaras Gas Project lies within the highly prospective ATP 2019 permit in Queensland's Galilee Basin. The permit covers an area of approximately 3,200 km². The project contains a significant coal seam gas Contingent Resource position in the Betts Creek and Aramac coals with a 1C of 308 PJ, a 2C of 2,508 PJ and a 3C of 5,314 PJ.

The project is well positioned to help address AEMO's forecast eastern Australian domestic market gas shortfall expected from around 2023. This resource represents sufficient gas supply to fulfil 25% of eastern Australian domestic market needs for over 30 years (3C Contingent Resource at 650 PJ/year).

Directors' Report (continued)

6. Review of operations (continued)

Significant achievements were made during the year to move the Glenaras Gas Project closer to commercialisation. In this regard the finalisation of senior management changes to provide a stable leadership platform for the Company's anticipated growth in the years ahead was a critical step.

In late FY21, the Board announced a management restructure to lead the Company into the next phase of its commercial development. The changes were the culmination of a strategic review undertaken by the Board during early 2021 and included the appointment of new permanent staff with experience in large scale appraisal and development operations to bolster the already existing experienced leadership and highly qualified technical and commercial management. These changes concluded in FY22 with the appointment of David Casey as Managing Director, effective 1 December 2021.

Mr Casey is an internationally recognised expert in coal seam gas (CSG) exploration and development with extensive experience as manager and technical expert/advisor in projects across Australia and Asia. He has previously served in senior executive roles in several ASX listed companies, most notably in Eastern Star Gas Limited, where, as Managing Director he was instrumental in the establishment of a 2+TCF reserves at the Narrabri Gunnedah Basin CSG Project prior to that company's sale to Santos for in excess of A\$1 billion.

It is further notable that David was the author of the original scoping study for Galilee's Glenaras Project, so he leads the Company with a deep understanding of its core asset. He is also exceptionally well qualified to guide the Company's exciting range of options in synergistic ESG opportunities in carbon capture, water, and alternative energy options such as hydrogen.

The Company's review of the potential of the Glenaras Gas Project in early 2022 led by Mr Casey, highlighted the strong potential for a commercial outcome at the Project in a reasonable timeframe.

Particularly important was the conclusion that, building upon the prior investment in exploration and appraisal, a new 5-well drilling programme to accelerate de-pressurisation and initiate gas desorption at Glenaras should be carried out. This decision was strongly influenced by the new interpretation of seismic data which indicated that the Betts Creek coals at Glenaras are connected by a fault – the southwestern permeability conduit fault zone - the influence of which was not previously understood.

Prior reservoir pressure monitoring at Glenaras indicated that, whilst there had been significant progress in depressurisation of the Betts Creek coals, it was not at an acceptable rate to achieve commercial gas production in a sufficient timeframe. Fresh modelling undertaken by Schlumberger which took into account the newly identified southwestern permeability conduit fault zone, confirmed that the significant pressure sink which had been already created at the Project, could be sufficiently enhanced within 6 to 12 months if five new vertical wells were drilled around the southwestern flank of the current pilot.

This interpretation helped underpin the Company's ability to raise material capital in February 2022 to fund further work at Glenaras. A very well-supported placement to institutional and sophisticated investors together with a Share Purchase Plan was completed in April 2022, raising over \$13 million.

With the funding secured, the Company designed the multi-well pilot programme with the objective of accelerating pressure drawdown and initiating gas desorption at Glenaras to achieve commercial gas production in support of a material maiden Reserve booking in early 2023.

Originally conceived as a five well programme of vertical wells drilled around the southwestern flank of the existing Glenaras Pilot, a 6th well was added to the programme. This additional well was made possible in large part by the R&D refund received during the June Quarter and in particular the experience gained from successfully drilling adjacent to and through the fault in the southern part of the Pilot.

With six wells now drilled, the results are confirming the geological model as interpreted. The Betts Creek Beds coal seams are well developed, gas-bearing and laterally continuous across the pilot area. The seams can also be correlated up to 20 km further away, supporting the significant contingent resource certified for the Betts Creek Beds coal seams. Galilee continues to expect a maiden reserve booking in early 2023.

Continued progress was also made over the period with respect to deriving commercial benefit from the fresh water produced by the coals at Glenaras and turning what is often an impost for coal seam gas project when the water produced is saline, into an asset.

Directors' Report (continued)

6. Review of operations (continued)

Agreements with landowners to expand farming and irrigation areas were secured and an additional 50 hectares of land will be cleared and prepared for irrigation. The Company continues to investigate revenue opportunities from different types of crop production irrigated by water from the project as well as investigating CO₂ sequestration potential of different crop and plantation timber types. These actions together with steps taken to utilise renewable power on site, underpin the strong sustainability credentials of the Glenaras Gas Project.

Early indications of success at the Glenaras Gas Project come at an excellent time with Australia's East Coast gas prices rising strongly in FY22 highlighting a market strongly in need of additional natural gas supply. Supply conditions in the east coast market are expected to deteriorate significantly in 2023, with a shortfall of 56 PJ now expected by the ACCC. This is equivalent to around 10% of domestic demand and is the largest projected supply shortfall forecast in the last five years.

Much of the gas produced in the east coast of Australia is produced by the LNG exporters. On an aggregate basis, the LNG exporters and their associates had influence over close to 90% of the 2P reserves in the east coast in 2021, through a combination of their direct interests in 2P reserves, joint venture and exclusivity arrangements.

Gas produced in the east coast is supplied to both domestic users in the east coast gas market - C&I users, gas powered generators as well as retail and small business customers - and overseas buyers through sales of LNG.

With strong global demand for LNG, driven particularly by European customers seeking to diversify their gas supply away from Russia following the war in Ukraine, global gas prices have surged. Gas prices offered by producers for supply in Queensland largely tracked this increase with Wallumbilla price increasing from <A\$10/GJ to over A\$30/GJ over FY22.

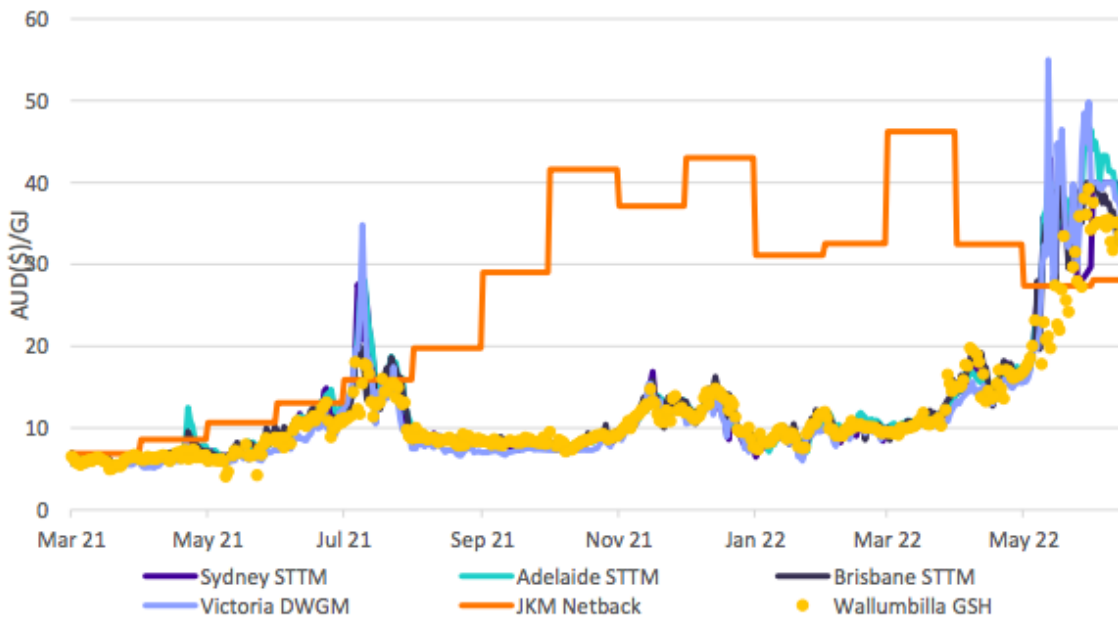


Figure 1: East Coast Australia Gas Prices (ACCC Gas Inquiry July 2022)

This environment is very supportive of the strategic value of uncontracted gas resources located in eastern Australia, particularly in Queensland.

With a high tempo of activity at Glenaras, particularly in the second half of FY22, progress at the Kumbarilla and Springsure Projects was more modest but ongoing.

Directors' Report (continued)

6. Review of operations (continued)

At the Kumbarilla Project in ATP 2043, the focus was on high grading of future drilling locations for both conventional oil and gas and coal seam gas remained the priority. Work during the year focused on the integration of the reprocessed 675km of 2D seismic survey with the existing regional well control and the adjacent PL 1009 pilot production data gained from the data exchange with Shell.

At the Springsure Project in ATP 2050, multiple conventional gas prospects, which are analogous to the adjacent northern Denison Trough gas fields, have been identified with each prospect potentially hosting gas pools in stacked, early to late Permian reservoirs. In addition to the conventional gas prospects, late Permian coal seam gas prospectivity also exists in ATP 2050. Exploration work is expected to continue into FY23 on this considerable unconventional gas play type to mature future drilling locations for detailed evaluation of the materiality of the gas resource.

Galilee has a deep commitment to working with community stakeholders in the areas within which we operate. Galilee operates on the basis of mutual respect and co-existence with all of its stakeholders as the key pillar of its community relations with government, landowners and the broader community.

Risk Management

The Company manages both operational and corporate risk in accordance with its risk management policy to ensure that the risks associated with oil and gas exploration activities are identified, measured and mitigated to the lowest practicable level. Risk assessments across the Companies' business are conducted on a regular basis by the management team and are reported through to the Risk Committee. The Board and delegated Risk Management Committee are responsible for overseeing the risk management framework. Policies and procedures are continually developed, reviewed, and enhanced as appropriate to manage the current and changing operational and corporate risks of the business.

Risk	Description	Mitigation Strategy
Pandemic	Potential for Covid-19 pandemic to impact the Company's operations.	Covid-19 contingency plans implemented, and all necessary steps taken in head office and in field operations. The Company is well prepared for any future outbreak that may impact on operations or in head office.
People	Key executives may leave. Shortage of quality, experienced personnel. Loss of key staff may adversely impact on operations.	Key potential replacements identified. Critical staff succession planning. Competitive remuneration including incentives offered. Staff development and retention prioritised.
Cybersecurity	Data breach or cyber-attack.	Protections in place to protect data and mitigate security breaches. Regular internal testing and checks carried out on data retrieval by independent 3rd parties.

Directors' Report (continued)

6. Review of operations (continued)

Risk Management (continued)

Risk	Description	Mitigation Strategy
Funding	Given the nature of an exploration company, the requirement exists to raise additional funds to support future exploration, appraisal and operations prior to cashflow. Inability to obtain funding would delay future capital programmes and likely adversely impact the Company's strategy.	Close and active management of the Company's capital requirements. Deep relationships and experience amongst the Board with capital markets in Australia and internationally. Strong relationships maintained with the current shareholder register.
Supply chain risks for operations	The Company imports a number of key items for drilling activities and pilot production facilities from overseas markets and these suppliers may suffer materials shortages which could lead to delay in the Company executing drilling programmes and pilot production operations. No guarantee that even the highest quality third parties will not be impacted by these risks.	The Company works very closely with suppliers and pro-actively to order items, where possible, in advance. Special attention given to maintaining sufficient levels of redundancy in operations. The Company maintains constant dialogue with suppliers and keeps abreast of alternative suppliers should changes in vendor be required.
Geopolitical factors and anti-industry sentiment	Governments in Australia bringing in reservation policies, fracture stimulation bans, gas price restrictions. Loss of licences due to non-compliance with permit obligations or government obstruction to progressing exploration and development activities. Change in regulation or legislation rendering compliance difficulty.	Shareholder engagement to ensure that clear narrative is understood by investors. Compliance with all regulatory obligations - work programmes, environmental approvals and permit approvals.
Land access	Compensation and access agreements are not able to be reached with landowners thereby delaying project.	Good relationships have been fostered with current landowners over many years. Ensure strict compliance with procedures to minimise delays in gaining access. Early engagement with landowners and stakeholders before activities commence.

Directors' Report (continued)

6. Review of operations (continued)

Risk Management (continued)

Risk	Description	Mitigation Strategy
Exploration, appraisal and contingent resources	Exploration and appraisal operations have inherent geological and engineering risk. They are an industry wide activity used to discover petroleum resources and mature them to reserves.	<p>The Company has exploration licences in the Galilee, Bowen and Surat basins to mitigate the risk with single basin activity. These licences are across established unconventional and conventional hydrocarbon plays which either have contingent resources or are in close proximity to existing discoveries.</p> <p>The Company's primary project is the Glenaras gas project which contains certified contingent resources, estimated consistent with the Society of Petroleum Engineers (SPE) Petroleum Resources Management System (PRMS). In FY22, additional wells were drilled at Glenaras and the agricultural use of CSG associated water was expanded to accelerate the conversion of contingent resources to reserves.</p>
Operations	Operating in the oil and gas industry is associated with a number of risks, including but not limited to explosions, blow outs, equipment and facility failure, people safety, environmental hazards and accidents.	The Company manages operational risk via a separate risk register which is regularly reviewed to ensure operations are being conducted with residual risk as low as reasonably practical, and in accordance with legislative and regulatory standards.

7. Matters subsequent to the end of financial year

No matters or circumstances have arisen since the end of the financial year which significantly affected or may significantly affect the operations of the Company, the results of those operations or the state of affairs of the Company in future financial years.

8. Environmental regulations and performance statement

The Company conducts its operations in compliance with the Queensland Petroleum and Gas (Production and Safety) Act 2004. These activities are subject to relevant exploration licences, permits and environmental approvals which specify the environmental regulations applicable to the exploration, construction, and operations of petroleum activities as appropriate. Environmental considerations of any activities not already covered by a specific regulation or directive are reviewed with and approved by the Queensland Department of Environment and Science under the Environmental Protection Act 1994. The Company has not recorded or aware of any breaches of any of its environmental licence conditions nor has it been notified of any material environmental breaches by any government agency during the year.

Directors' Report (continued)

9. Shares under option

As at 21 September 2022, no share options have been issued to directors as part of their remuneration. However, 49,136,880 share options were issued to those parties who participated in the FY22 share placements. Further information is included in Note 20, share-based payments.

10. Shares issued on the exercise of options

No options have been exercised during the year ended 30 June 2022 and up to the date of this report.

11. Directors and officer's insurance

The Company has agreed to indemnify the directors, officers and secretaries of the Company and its subsidiaries against all liabilities to another person (other than the Company or a related body corporate) that may arise from their position as a director or officer of the Company, except where the liability arises out of conduct involving a lack of good faith. The agreement stipulates that the Company will meet the full amount of any such liabilities, including costs and expenses.

During the financial year, the Company paid premiums for directors' and officers' liability insurance. The contract prohibits disclosure of the details of the nature of the liabilities covered or the premium paid.

The Company has not indemnified its auditors, BDO Audit Pty Ltd.

12. Proceedings on behalf of the Company

No person has applied for leave of Court to bring proceedings on behalf of the Company or intervene in any proceedings to which the Company is a party for the purposes of taking responsibility on behalf of the Company for all or any part of those proceedings.

Meetings of directors

The number of meetings of the Company's board of directors and of the Audit, Risk and Remuneration Committees held during the year ended 30 June 2022, and the number of these meetings attended by each appropriate director were:

Name	Meetings of Directors		Meetings of Audit Committee		Meetings of Risk Committee		Remuneration Committee	
	A	B	A	B	A	B	A	B
Dr David King	6	6	*	*	2	2	*	*
David Casey	4	4	*	*	*	*	*	*
Ray Shorrocks	10	10	*	*	*	*	*	*
Stephen Kelemen	10	10	2	2	4	4	1	1
Gordon Grieve	10	9	2	2	4	4	1	1
Greg Columbus	10	10	2	2	*	*	1	1

A = Number of meetings eligible to attend

B = Number of meetings attended

* = Not member of committee

Directors' Report (continued)

13. Information on Directors and Company Secretary

Ray Shorrocks

Non-executive Chairman

With over 20 years' experience working in the investment banking industry, Ray is highly conversant and experienced in all areas of mergers and acquisitions and equity capital markets, including a significant track record of transactions in the metals and mining, industrials, and property sectors.

Other directorships in listed companies – current

Hydrocarbon Dynamics Limited (formerly Indago Energy Limited)	Appointed 12/01/16
Auteco Minerals Limited	Appointed 28/01/20
Cygnus Gold Limited	Appointed 30/06/20
Alicanto Minerals Limited	Appointed 07/08/20

Former Directorships of Australian listed public companies in the last three years:

Bellevue Gold Limited (formerly Draig Resources Limited)	Resigned 09/09/19
Estrella Resources Limited	Resigned 01/02/19

Special responsibilities

Chairman

Interest in Galilee Energy Limited shares and options as at 21 September 2022

2,708,386 shares and 2,875,000 share options

David Casey

Managing Director - appointed 1/12/21

David has over 30 years experience in the management and evaluation of all aspects of the energy business from exploration and appraisal, initial reservoir characterisation and fairway identification through to drilling, testing and production operations. He has worked on assets in Australia, the US, Canada, China, Europe South America and Africa.

He has held various technical and management positions in Australian listed public companies up to the level of Managing Director and CEO. David has been actively involved in overseeing the start-up, development and sale of successful exploration and production projects where at Eastern Star Gas he oversaw the building of one of New South Wales' most successful gas companies, growing it from modest beginnings (<\$50m) to an ASX200 company, before ultimately being the subject of takeover and a valuation in excess of a billion dollars.

Most recently was Managing Director and CEO at Talon Energy similarly growing its portfolio and market capitalisation from less than \$2m to a high of \$70m within 12 months.

He is a member of the Australasian Institute of Mining & Metallurgy, the Petroleum Exploration Society of Australia and a lifetime member of the Society of Petroleum Engineers.

Other directorships in listed companies – current

Talon Energy Limited	Appointed 19/07/20
----------------------	--------------------

Former Directorships of Australian listed public companies in the last three years:

Nil

Special responsibilities

Managing Director

Interest in Galilee Energy Limited shares and options as at 21 September 2022

156,250 shares and 156,250 share options and 3,500,000 granted performance rights with terms and conditions.

Directors' Report (continued)

13. Information on Directors and Company Secretary (continued)

Dr David King

Managing Director - appointed Director 24/09/2013, Managing Director since 18/06/2021, retired as Director & Managing Director 30/11/2021

Dr King was a founder and non-executive director of Sapex Ltd, Gas2Grid Ltd and Eastern Star Gas Ltd. He has substantial natural resource related experience, having previously served as managing director of North Flinders Mines Ltd and CEO of Beach Petroleum and Claremont Petroleum. Dr King is a Fellow of the Australian Institute of Company Directors; a Fellow of the Australasian Institute of Mining and Metallurgy; and a Fellow of the Australian Institute of Geoscientists.

Other directorships in listed companies – current

Litigation Capital Management Ltd	Appointed 09/10/15
Renegen Ltd	Appointed 05/06/19

Former Directorships of listed public companies in the last three years:

Petronor E&P (formerly African Petroleum Corporation)	Resigned 31/01/20
Cellmid Ltd	Resigned 31/12/20

Special responsibilities

Chairman of Audit Committee and member of Risk Committee

Interest in Galilee Energy Limited shares and options as at 21 September 2022

1,441,434 shares and 500,000 share option

Stephen Kelemen

Director – Independent Non-executive

Stephen has a diverse petroleum industry experience across reservoir, development, operations and exploration activities in conventional oil & gas, CSG and other unconventional resources from his 40-year career in the industry. Notably he led Santos Ltd's CSG team from its inception in 2004 and drove the growth that enabled Santos to develop a substantial CSG portfolio. Stephen has a Bachelor of Engineering degree from the University of Adelaide. He is an Adjunct Professor for the Centre for Natural Gas (formerly Centre for Coal Seam Gas) at University of Queensland and is the Deputy Chair – Petroleum for Queensland Exploration Council.

Other directorships in listed companies – current

Elixir Petroleum Limited	Appointed 06/05/19
--------------------------	--------------------

Former Directorships of Australian listed public companies in the last three years:

Nil

Special responsibilities

Chairman of Risk Committee and member of Audit and Remuneration Committees

Interest in Galilee Energy Limited shares and options as at 21 September 2022

368,750 shares and 718,750 share options

Gordon Grieve

Director – Independent Non-executive

Gordon has over 30 years' experience as a solicitor and counsel working with energy and resources companies in Australia and overseas and is the current Chairman of Partners at Piper Alderman, leading both their International and Energy & Resources Groups. Gordon is a skilled advisor in relation to corporate governance and compliance issues, company takeovers and schemes of arrangement and has represented companies and directors on all facets of major corporate transactions and commercial litigation.

Directors' Report (continued)

13. Information on Directors and Company Secretary (continued)

Other directorships in listed companies – current

Nil

Former Directorships of Australian listed public companies in the last three years:

Nil

Special responsibilities

Chairman of Audit Committee and member of Risk and Remuneration Committees

Interest in Galilee Energy Limited shares and options as at 21 September 2022

316,500 shares and 750,000 share options

Greg Columbus

Director – Independent Non-executive

Greg has over 30 years of experience in the Energy, Oil and Gas sectors including technical, commercial and executive roles. He is an experienced director with commercial, strategy, corporate finance and legal experience. Greg has gained valuable business experience in delivering large, complex oil and gas projects and has along the course of his career also carved out strong strategic vision and been involved in numerous M&A activities.

Greg is the non-executive Chairman of Warrego Energy (ASX:WGO). He is also the Managing Director and a Main Board Director for Clarke Energy Group (A Kohler Company) for the past 18 years. Clarke Energy are a privately owned, multinational power solutions company specialising in the engineering, installation and maintenance of power plants and gas compression stations, operating in 28 countries. He is also currently Chairman of Young Presidents Organisation Gold (YPOG) Chapter in South Australia

Other directorships in listed companies – current

Warrego Energy

Appointed 22/10/18

Former Directorships of Australian listed public companies in the last three years:

Nil

Special responsibilities

Chairman of Remuneration Committee and member of Audit Committee

Interest in Galilee Energy Limited shares and options as at 21 September 2022

436,563 shares and 875,000 share options

Stephen Rodgers

Company Secretary

Mr Rodgers is a lawyer with over 25 years' experience and holds a Bachelor of Laws degree from Queensland University of Technology. Stephen practiced law with several firms in Brisbane and for many years operated his own specialist commercial and property law practice before joining the ASX listed Sunshine Gas Limited as the in-house Legal and Commercial Counsel. After the successful takeover of SGL by QGC in 2008, Stephen was appointed on a part-time basis as Company Secretary and Legal Counsel to Comet Ridge Limited, a position he still holds. Stephen is also, on a part-time basis the Company Secretary for Blue Energy Limited. Stephen has extensive experience in the operation and running of an ASX listed oil and gas company.

Directors' Report (continued)

14. Remuneration Report (audited)

The remuneration report is set out under the following main headings:

- A Principles used to determine the nature and amount of remuneration
- B Details of remuneration
- C Service agreements
- D Share-based compensation
- E Key management personnel shareholdings

The objective of the Company's executive reward framework is to ensure reward for performance is competitive and appropriate for the results delivered. The framework aligns executive reward with achievement of strategic objectives and the creation of value for shareholders and conforms to market best practice for delivery of reward. The Board ensures that executive reward satisfies the following key criteria for good reward governance practices:

- competitiveness and reasonableness
- acceptability to shareholders
- performance linkage / alignment of executive compensation
- transparency
- capital management

A Principles used to determine the nature and amount of remuneration

In consultation with external remuneration consultants when required, the Board determines the remuneration policies of the Company, reviews the remuneration of senior management and determines the remuneration of executive directors. Non-executive director remuneration is considered by the Board within the overall limits approved by shareholders. It was not necessary to engage external remuneration consultants during the year.

Alignment to shareholders' interests

- has economic profit as a core component of plan design focuses on sustaining medium to long term growth in shareholder wealth and delivering a return on assets, as well as focusing the executive on key non-financial drivers of value
- designed to attract and retain high calibre executives

Alignment to program participants' interests:

- rewards capability and experience
- reflects competitive reward for contribution to growth in shareholder wealth
- provides a clear structure for earning rewards

The framework provides a mix of fixed and variable pay, and long-term incentives.

Non-executive directors

Fees and payments to non-executive directors reflect the demands that are made on, and the responsibilities of, the directors. Non-executive directors' fees and payments are reviewed annually by the Board to ensure fees are appropriate and in line with the market.

Directors' fees

The chairman's fees are determined independently to the fees of non-executive directors based on comparative roles in the external market. The chairman is not present at any discussions relating to the determination of his own remuneration. In accordance with the provisions of Listing Rule 10.11 of the Official Listing Rules of the ASX Limited, a meeting of shareholders held on 27 November 2009 approved the sum of \$600,000 per annum to be the total aggregate annual remuneration payable to non-executive Directors of the Company. The current total of base non-executive director remuneration is \$345,982. Cash bonuses and other forms of remuneration may be paid to directors at the discretion of the Board in recognition of the achievement of certain key performance indicators and the provision of services outside of the usual role and commitments of a non-executive director.

Directors' Report (continued)

14. Remuneration Report (audited) (continued)

Executive pay

The executive remuneration and reward framework have the following components:

- base pay and non-monetary benefits
- short term incentives
- share based payments, and
- other remuneration such as superannuation and long service leave.

The combination of these comprises the executive's total remuneration.

Base pay and non-monetary benefits

Structured as a total employment cost package which may be delivered as a combination of cash and prescribed non-financial benefits at the executives' discretion.

Executives are offered a competitive base pay that comprises the fixed component of pay and rewards. Base pay for senior executives is reviewed annually to ensure the executive's pay is competitive with the market. An executive's pay is also reviewed on promotion.

Short term incentives.

Generally paid in cash and structured, with a focus on delivery of specific short-term objectives aligned with the company's strategies and goals. Bonuses are paid at the discretion of the Board for executive and non-executive's role in meeting these targets.

Share-based payments

Share based payments – options or rights are issued to executives generally over a period based on a long-term incentive basis. These long-term incentives may include specific price and/or performance targets that relate to the expected outcomes from strategies that have been given a high level of importance in relation to the future growth of the Company.

Superannuation and long service leave

Included in the employment package for key management personnel is the statutory obligation for superannuation and long service leave.

Relationship between remuneration and Company performance

Other than as described in D below (options) there is no direct link between the remuneration of the key management personnel and Company performance. The Company is currently focused on the exploration stage across its projects. Consequently, opportunities for broad performance-based incentives are limited.

Given that remuneration must be commercially reasonable to attract the right calibre of directors and executives, there can be no direct link between remuneration, Company performance and shareholder wealth at the Company's current stage of development.

The Company issues options to provide an incentive for directors and key management personnel to align their interests with the medium to long term interests of shareholders.

The table below sets out summary information about the Company's revenues, earnings, and movements in shareholders' wealth for the five years to 30 June 2022:

Item	Unit	2022	2021	2020	2019	2018
Revenue and other income – continuing operations		6,152,711	6,803,893	374,272	313,590	1,757,045
Net profit/(loss) before tax		(19,759,475)	(18,500,458)	(16,890,212)	(11,450,198)	(10,316,158)
Net profit(loss) after tax		(19,759,475)	(18,500,458)	(16,890,212)	(11,450,198)	(10,316,158)
Basic loss per share	cents	(6.3)	(6.5)	(6.7)	(5.3)	(5.9)
Last traded share price	cents	31.0	54.5	70.0	70.0	71.0
Remuneration - salary and fees		1,624,563	3,338,968	1,276,459	1,529,404	519,134

There were no dividends paid or returns of capital by the company in the five years.

Directors' Report (continued)

14. Remuneration Report (audited) (continued)

B Details of remuneration

Details of the remuneration of the directors and the other key management personnel (as defined in AASB 124 Related Party Disclosures) of Galilee Energy Limited and the Galilee Energy Group (Group) are set out in the following tables:

30 June 2022	Short-term benefits & fees			Post Employment		Share-based Payments	Total	% Performance Based
	Salary & fees	Cash bonus *	Termination payments	Super-annuation	Retirement benefits	Performance rights		
Directors	\$	\$	\$	\$	\$	\$	\$	
Dr D King	198,045	-	-	10,934	-	-	208,979	0.00%
D Casey	275,002	375,000*	-	13,748	-	405,852	1,069,602	73.00%
R Shorrocks	136,986	-	-	13,699	-	-	150,685	0.00%
S Kelemen	65,000	-	-	-	-	-	65,000	0.00%
G Grieve	59,361	-	-	5,936	-	-	65,297	0.00%
G Columbus	65,000	-	-	-	-	-	65,000	0.00%
Total	799,394	375,000	-	44,317	-	405,852	1,624,563	

30 June 2021	Short-term benefits & fees			Post Employment		Share-based Payments	Total	% Performance Based
	Salary & fees	Cash bonus *	Termination payments	Super-annuation	Retirement benefits	Performance Rights		
Directors	\$	\$	\$	\$	\$	\$	\$	
Dr D King	70,482	-	-	6,696	-	137,676	214,854	64.00%
P Lansom	477,027	214,943	-	21,694	-	963,734	1,677,398	70.00%
R Shorrocks	114,155	27,397	-	13,448	-	688,382	843,382	85.00%
S Kelemen	74,063	-	-	-	-	137,676	211,739	65.00%
G Grieve	59,361	-	-	5,639	-	137,676	202,676	68.00%
G Columbus	51,243	-	-	-	-	137,676	188,919	73.00%
Total	846,331	242,340	-	47,477	-	2,202,820	3,338,968	

* Cash bonuses are paid at the discretion of the Board. The cash bonus paid in the 2022 year was a combination of the contractual sign on fee for the Managing Director as well as a short term incentive payment.

Directors' Report (continued)

14. Remuneration Report (audited) (continued)

C Service agreement

Remuneration and other terms of employment for the Managing Director are as follows:

Dr David King, Managing Director – appointed 18 June 2021, retired 30/11/21

Term of agreement – open-ended agreement commencing 18 June 2021:

- Base salary \$450,000 including superannuation, no additional short-term or long term incentives

David Casey, Managing Director – appointed 1 December 2021

Term of agreement – open-ended agreement commencing 1 December 2021:

- Remuneration of \$450,000 per annum plus 10% superannuation;
- Sign-on fee of \$250,000 (less tax) payable upfront and repayable immediately if, for whatever reason, Mr Casey ceases to be employed by the Company prior to 1 December 2022;
- Notice period for resignation or termination of employment of 3 months, other than where the Company terminates for cause;
- Entitlement to participate in any of the Company's Short Term Incentive Plan (STI) and Long Term Incentive (LTI) Plan implemented by the Company, from time to time, which, in the case of Mr Casey is currently anticipated to initially include (subject to finalising formal documentation and further details of which will be provided to the ASX once terms are finalised and agreed):
 - STI of up to \$250,000 and 1,000,000 Performance Rights subject to various performance measures being satisfied; and
 - LTI of up to 2,500,000 Performance Rights, in three separate tranches vesting over a three year period commencing from 1 July 2022, subject to various performance measures being satisfied.

Other than a Letter of Appointment confirming the terms of their office, the non-executive directors of the Company do not have any formal service or contracting agreement in place with the Company. Other than the Managing Director and the Board there are no other KMPs.

D Share based compensation

Directors' share options

During the year, the following share options were granted to the Directors. The options which were issued to Directors as part of their share placements, have a term of 18 months, vested on grant date.

	Grant date	Opening balance	Granted as share placements	Exercised	Expired	Closing balance	% Vested & Exercisable
D King	-	500,000	-	-	-	500,000	0%
D Casey	26-Apr-22	-	156,250	-	-	156,250	0%
R Shorrocks	26-Apr-22	2,500,000	375,000	-	-	2,875,000	0%
G Grieve	26-Apr-22	500,000	250,000	-	-	750,000	0%
S Kelemen	26-Apr-22	500,000	218,750	-	-	718,750	0%
G Columbus	26-Apr-22	500,000	375,000	-	-	875,000	0%
		4,500,000	1,375,000	-	-	5,875,000	

Details of the terms and conditions of share options issued during the year were as follows:

No. of Options Granted	Grant Date	Exercise Price (cents)	Expiry Date	Vesting Date	No. of Options Exercisable
1,375,000	26-Apr-22	48.0	04-Sep-23	26-Apr-22	1,375,000

Directors' Report (continued)

14. Remuneration Report (audited) (continued)

D Share based compensation (continued)

Performance rights

During the year, the following performance rights were granted to directors as part of their remuneration with service and market conditions.

Director name	No. of rights	Grant date	Assumed vesting date	Share price on grant date	Fair value cents
David Casey	500,000	01-Dec-21	01-Jul-22	37.0	37.00
	500,000	01-Dec-21	24-Nov-22	37.0	14.87
	375,000	01-Dec-21	30-Jun-23	37.0	37.00
	187,500	01-Dec-21	30-Jun-23	37.0	20.54
	187,500	01-Dec-21	30-Jun-23	37.0	22.91
	375,000	01-Dec-21	30-Jun-24	37.0	37.00
	187,500	01-Dec-21	30-Jun-24	37.0	20.79
	187,500	01-Dec-21	30-Jun-24	37.0	23.30
	500,000	01-Dec-21	30-Jun-25	37.0	37.00
	250,000	01-Dec-21	30-Jun-25	37.0	20.80
	250,000	01-Dec-21	30-Jun-25	37.0	23.27
	<u>3,500,000</u>				

The balance of performance rights on issue at year end and the movements during the year are as follows:

Director name	Balance at start	Granted as remuneration	Exercised	Expired	Forfeited	Balance at end
David Casey	-	3,500,000	-	-	-	3,500,000
	-	3,500,000	-	-	-	3,500,000

No performance rights were exercisable as at 30 June 2022.

E Key Management Personnel shareholdings

The number of ordinary shares in Galilee Energy Limited held by each KMP of the Group during the financial year is as follows:

30 June 2022	Balance at beginning of year	Granted as remuneration during the year	Shares acquired	Other changes	Balance at end of year
Directors					
David Casey	-	-	156,250	-	156,250
Dr David King	1,441,434	-	-	-	1,441,434
Ray Shorrocks	2,277,886	-	430,500	-	2,708,386
Stephen Kelemen	150,000	-	218,750	-	368,750
Gordon Grieve	25,000	-	291,500	-	316,500
Greg Columbus	61,563	-	375,000	-	436,563
Total Directors	<u>3,955,883</u>	-	<u>1,472,000</u>	-	<u>5,427,883</u>

F Loans to Key Management Personnel

Nil

G Transactions with Directors or Director related entities

Nil

End of audited Remuneration Report

Directors' Report (continued)

15. Non-audit services

The Company may decide to employ the auditor on assignments additional to their statutory audit duties where the auditor's expertise and experience with the Company are important. Details of the amounts paid or payable to the auditor (BDO Audit Pty Ltd) for audit and non-audit services provided during the year are set out below.

The Board of directors has considered the position and, in accordance with the advice received from the audit committee, is satisfied that the provision of the non-audit services is compatible with the general standard of independence for auditors imposed by the Corporations Act 2001.

The directors are satisfied that the provision of non-audit services by the auditor, as set out below, did not compromise the auditor independence requirements of the Corporations Act 2001 for the following reasons:

- all non-audit services have been reviewed by the audit committee to ensure they do not impact the impartiality and objectivity of the auditor
- none of the services undermine the general principles relating to auditor independence as set out in APES 110 Code of Ethics for Professional Accountants

During the year the following fees were paid or payable for non-audit services provided by the auditor of the parent Company, its related practices and non-related audit firms. The professional tax services rendered relate to advice on tax compliance and preparation of the R&D application.


	30 Jun 22	30 Jun 21
	\$	\$
Non-audit services		
- Tax consulting and compliance services	39,896	9,108

Auditor's independence declaration

The auditor's independence declaration is included on Page 17 of the financial report for the year.

Signed in accordance with a resolution made pursuant to s306(3) of the Corporations Act 2001.

On behalf of the Directors



Raymond Shorrocks
Chairman

Brisbane, 21 September 2022

For personal use only



Tel: +61 7 3237 5999
Fax: +61 7 3221 9227
www.bdo.com.au

Level 10, 12 Creek St
Brisbane QLD 4000
GPO Box 457 Brisbane QLD 4001
Australia

DECLARATION OF INDEPENDENCE BY T J KENDALL TO THE DIRECTORS OF GALILEE ENERGY LIMITED

As lead auditor of Galilee Energy Limited for the year ended 30 June 2022, I declare that, to the best of my knowledge and belief, there have been:

1. No contraventions of the auditor independence requirements of the *Corporations Act 2001* in relation to the audit; and
2. No contraventions of any applicable code of professional conduct in relation to the audit.

This declaration is in respect of Galilee Energy Limited and the entities it controlled during the year.

T J Kendall
Director

BDO Audit Pty Ltd

Brisbane, 21 September 2022

BDO Audit Pty Ltd ABN 33 134 022 870 is a member of a national association of independent entities which are all members of BDO Australia Ltd ABN 77 050 110 275, an Australian company limited by guarantee. BDO Audit Pty Ltd and BDO Australia Ltd are members of BDO International Ltd, a UK company limited by guarantee, and form part of the international BDO network of independent member firms. Liability limited by a scheme approved under Professional Standards Legislation.

For personal use only

CONSOLIDATED FINANCIAL STATEMENTS FOR THE YEAR ENDED 30 JUNE 2022

Galilee Energy Limited
ABN 11 064 957 419
and controlled entities

For personal use only

For personal use only



CONTENTS

32 Consolidated statement of profit or loss and other comprehensive income

33 Consolidated statement of financial position

34 Consolidated statement of changes in equity

35 Consolidated statement of cash flows

36 Notes to the financial statements

**Consolidated Statement of Profit or Loss
& Other Comprehensive Income**
for the year ended 30 June 2022

	Note	Consolidated	
		30 Jun 22 \$	30 Jun 21 \$
Revenue and other income			
Interest received		28,798	95,987
Other income	3	6,152,711	6,803,893
		6,181,509	6,899,880
Expenses			
Exploration and evaluation costs	4 (a)	(20,448,188)	(18,429,849)
Employee benefits expense	4 (b)	(3,167,691)	(4,673,393)
Consulting fees	4 (c)	(566,235)	(843,717)
Business development		(28,345)	(14,700)
Administration expenses	4 (d)	(1,730,525)	(1,438,679)
Total expenses		(25,940,984)	(25,400,338)
Loss before income tax		(19,759,475)	(18,500,458)
Income tax benefit/(expense)	5	-	-
Loss for the year		(19,759,475)	(18,500,458)
Other comprehensive (loss)/income, net of income tax		-	-
Total other comprehensive income, net of income tax		-	-
TOTAL COMPREHENSIVE LOSS		(19,759,475)	(18,500,458)
LOSS PER SHARE		Cents	Cents
Basic loss per share		6.3	6.5
Diluted loss per share		6.3	6.5

The above statement of profit or loss and other comprehensive income should be read in conjunction with the accompanying notes.

For personal use only

Consolidated Statement of Financial Position as at 30 June 2022

	Note	Consolidated	
		30 Jun 22 \$	30 Jun 21 \$
ASSETS			
Current assets			
Cash and cash equivalents	9	16,149,733	18,226,603
Trade and other receivables	10	647,692	339,376
Inventory	11	-	516,232
Total current assets		16,797,425	19,082,211
Non-current assets			
Trade and other receivables	10	1,414,981	1,282,766
Property, plant and equipment	12	119,715	197,346
Right of use asset	13(a)	245,239	323,264
Total non-current assets		1,779,935	1,803,376
Total assets		18,577,360	20,885,587
LIABILITIES			
Current liabilities			
Trade and other payables	14	2,905,639	1,219,533
Lease liability	13(b)	103,024	322,827
Total current liabilities		3,008,663	1,542,360
Non-current liabilities			
Trade and other payables	14	34,890	-
Provisions	15	4,175,833	2,686,392
Lease liability	13(b)	138,287	-
Total non-current liabilities		4,349,010	2,686,392
Total liabilities		7,357,673	4,228,752
NET ASSETS		11,219,687	16,656,835
EQUITY			
Issued capital	16	134,087,081	122,050,707
Reserves	17	(2,456,641)	(4,665,794)
Accumulated losses		(120,410,753)	(100,728,078)
TOTAL EQUITY		11,219,687	16,656,835

The above statement of financial position should be read in conjunction with the accompanying notes.

Consolidated Statement of Changes in Equity for the year ended 30 June 2022

	Issued Capital	Accumulated Losses	Non- controlling Interests Elimination Reserve	Foreign Currency Translation Reserve	Share-based Payments Reserve	Total
	\$	\$	\$	\$	\$	\$
Balance at 1 July 2021	122,050,707	(100,728,078)	(7,656,400)	(48,456)	3,039,062	16,656,835
Loss for the period	-	(19,759,475)	-	-	-	(19,759,475)
Other comprehensive loss	-	-	-	-	-	-
Total comprehensive loss	-	(19,759,475)	-	-	-	(19,759,475)
Contributions of equity net of transaction costs	12,036,374	-	-	-	1,000,023	13,036,397
Share-based payments expense	-	-	-	-	1,285,930	1,285,930
Transfers	-	76,800	-	-	(76,800)	-
	12,036,374	76,800	-	-	2,209,153	14,322,327
Balance at 30 June 2022	134,087,081	(120,410,753)	(7,656,400)	(48,456)	5,248,215	11,219,687
Balance at 1 July 2020	107,895,707	(84,960,924)	(7,656,400)	(48,456)	2,733,304	17,963,231
Loss for the period	-	(18,500,458)	-	-	-	(18,500,458)
Other comprehensive loss	-	-	-	-	-	-
Total comprehensive loss	-	(18,500,458)	-	-	-	(18,500,458)
Contributions of equity net of transaction costs	14,155,000	-	-	-	-	14,155,000
Share-based payments expense	-	-	-	-	3,039,062	3,039,062
Transfers	-	2,733,304	-	-	(2,733,304)	-
	14,155,000	2,733,304	-	-	305,758	17,194,062
Balance at 30 June 2021	122,050,707	(100,728,078)	(7,656,400)	(48,456)	3,039,062	16,656,835

The above statement of changes in equity should be read in conjunction with the accompanying notes.

For personal use only

Consolidated Statement of Cash Flows

for the year ended 30 June 2022

	Note	Consolidated 30 Jun 22 \$	30 Jun 21 \$
Cash flows from operating activities			
Payments for exploration (including GST)		(18,314,502)	(19,153,155)
Payments to suppliers and employees (including GST)		(4,090,461)	(3,679,689)
GST refunds received		1,702,457	1,842,911
Other income received		6,147,581	6,803,893
Interest received		25,937	86,550
Interest paid	26(c)	(10,798)	(20,730)
Net cash used in operating activities	26(a)	(14,539,786)	(14,120,220)
Cash flows from investing activities			
Payments for property, plant and equipment		(34,540)	(248,889)
Loan repayments from related parties		-	750,000
Refunds of/(Payments for) bonds and deposits		(142,115)	(9,900)
Net cash provided by/(used in) investing activities		(176,655)	491,211
Cash flows from financing activities			
Proceeds from issue of shares	16	13,810,221	15,000,000
Share issue costs	16	(773,824)	(845,000)
Payment for principal portion of lease liabilities	26(c)	(396,826)	(388,306)
Net cash provided by financing activities		12,639,571	13,766,694
Net Increase in cash and cash equivalents		(2,076,870)	137,685
Cash and cash equivalents at the beginning of the period		18,226,603	18,088,918
Effects of exchange rates on cash		-	-
Cash and cash equivalents at the end of the period	9	16,149,733	18,226,603

The above statement of cash flows should be read in conjunction with the accompanying notes.

Index to Notes

Note		Page
1	General Information	37
2	Significant accounting policies	37
3	Other income	46
4	Expenses of continuing operations	46
5	Income tax	47
6	Interests of Key Management Personnel (KMP)	48
7	Auditors' remuneration	48
8	Earnings per share (EPS)	48
9	Cash and cash equivalents	49
10	Trade and other receivables	49
11	Inventory	49
12	Property, plant and equipment	49
13(a)	Right of use asset	50
13(b)	Lease Liability	50
14	Trade and other payables	51
15	Provisions	51
16	Issued capital	52
17	Reserves	52
18	Interest in joint operation	53
19	Subsidiaries	53
20	Share-based payments	54
21	Parent Company Information	58
22	Contractual commitments	58
23	Contingent liabilities	58
24	Commitments	59
25	Segment information	59
26	Notes to the Statement of Cash Flows	60
27	Events occurring after reporting date	60
28	Related party transactions	61
29	Financial risk management	61

Notes to the Consolidated Financial Statements for the year ended 30 June 2022

1. General information

These financial statements include the consolidated financial statements and Notes of Galilee Energy Limited (the Company) and its controlled entities (Galilee Energy or “the Group”). Galilee Energy Limited is a for-profit entity for the purpose of preparing the financial statements. The financial statements were approved for issue by the Directors on 21 September 2022.

Galilee Energy Limited is a public company limited by shares, incorporated and domiciled in Australia. The registered office and principal place of business is:

Level 6, 167 Eagle Street
BRISBANE QLD 4000

Principal activities

The principal activities of Galilee Energy Limited and Subsidiaries, is to carry out oil and gas exploration and appraisal. The Group has tenement interests and exploration and evaluation activities in Australia, the United States and Chile.

2. Significant accounting policies

The principal accounting policies adopted in the preparation of the financial report are set out below. These policies have been consistently applied to all the years presented, unless otherwise stated.

Basis of preparation

Compliance with accounting standards

These general-purpose financial statements have been prepared in accordance with Australian Accounting Standards and interpretations issued by the Australian Accounting standards Board (“AASB”) and the Corporations Act 2001, as appropriate for “for-profit” oriented entities. These financial statements also comply with International Financial Reporting Standards as issued by the International Accounting Standards Board (“IASB”). The Group is a for-profit entity for financial reporting purposes.

Going concern & judgements

The financial statements have been prepared on a going concern basis which contemplates the continuity of normal business activities and the realisation of assets and discharge of liabilities in the ordinary course of business. The Group has not generated revenues from operations. As such, the Group’s ability to continue to adopt the going concern assumption will depend upon a number of matters including subsequent successful capital raisings in the future of necessary funding and the successful exploration and subsequent exploitation of the Group’s tenements.

The Galilee Board and management team have considerable experience in the sector and have a demonstrable track record in successfully raising capital and working through market volatility and uncertainty and through prudent management we are in a position to focus on the delivery of our growth plans due to the strong financial position of the Company.

The existing cash reserves supplemented with capital raisings as required and prudent cost control are considered adequate to fund the planned expenditure for at least 12 months from the date of this report.

New, revised or amending Accounting Standards and Interpretations adopted

The Group has adopted all the mandatory new and amended Accounting Standards issued that are relevant to its operations and effective from 1 July 2021 for the reporting period. Adoption of these accounting standards did not have a material impact to the financial statements.

The Group does not adopt Accounting Standards and Interpretations which have been issued or amended but, at the date of reporting, are not yet effective. In addition, there are no new standards, not yet effective, expected to have a material impact on the Group in the current or future reporting periods and on foreseeable future transactions.

Notes to the Consolidated Financial Statements (continued)

2. Significant accounting policies (continued)

Critical accounting estimates and judgements

The preparation of financial statements requires the use of certain critical accounting estimates. It also requires management to exercise its judgement when applying the Group's accounting policies. These estimates and judgements are continually evaluated and are based on historical experience and other factors, including expectations of future events that may have a financial impact on the Group and that are believed to be reasonable under present circumstances.

The critical estimates and judgements applied in the preparation of the financial statements are as follows:

Provision for rehabilitation

The Group's exploration activities are subject to various laws and regulations governing the protection of the environment, which require the rehabilitation of permit areas following the completion of exploration and/or production. The Group estimates the future rehabilitation costs at the time of drilling the wells or installation of the assets.

Rehabilitation could involve re-vegetation of the land area affected and the removal of oil and gas wells, and other surface plant and equipment. In some cases, the rehabilitation will occur many years into the future. The Group recognises management's best estimate of the nature, extent and cost of the rehabilitation obligations in the period in which they arise. The Group engages an independent expert to advise on the cost to rehabilitate each well. In addition, future changes to environmental laws and regulations, production estimates and discount rates may affect the calculation of the estimated cost of the rehabilitation estimates. As a result, actual costs incurred in future periods may differ from the estimates.

At 30 June 2022, the cost of the future rehabilitation work on the remaining wells required has been independently assessed by a specialist third party company. These cost estimates have been indexed at CPI (assumed to be 2.5%) to the future date that the rehabilitation work is expected to be undertaken. The resultant schedule of cash flows is then discounted to obtain a present value of the potential rehabilitation liability. With respect to wells drilled and completed as possible production wells, it is assumed that the rehabilitation will be undertaken beyond 12 months from reporting date, with the majority estimated to be in the 2030 financial year. The total of the rehabilitation provision at reporting is \$4,175,833 (current - nil and non-current \$4,175,833). (2021: current - nil and non-current \$2,686,392) as disclosed in Note 15.

Joint arrangements

The Group is not active but has interests in a number of joint arrangements in the USA:

In accordance with *AASB 11 Joint Arrangements*, the accounting treatment adopted for these joint arrangements depends upon an assessment of the rights and obligations of the parties to the arrangement that are established in each of the joint operating agreements (JOAs) or the farm-in agreement as the case may be. The JOA or farm-in agreement sets out the voting rights of the parties to the agreement. The voting rights determine who has control i.e. the power to direct the operating activities of the joint arrangement.

Based on an analysis of each JOA and farm-in agreement, the Group has classified each of its joint arrangements as a "joint operation" in accordance with the requirements of AASB 11 in that:

- there is joint control because all decisions about the operating activities requires unanimous consent of all the parties, or a group of the parties considered collectively; and
- each party to the joint operation has rights to its respective interest in the assets and revenue of the arrangement, and obligations for its share of the liabilities and expenditure.

As a result, the Group recognises in its financial statements its share of the revenue, expenses, assets and liabilities of each of the joint operations in which it has an interest.

Loans to and investments in subsidiaries

The parent entity has recorded its investments in subsidiaries at cost of \$24,098,886 (2021: \$24,098,886) less provisions for impairment of \$24,098,886 (2021: \$24,098,886). The parent entity has also loaned funds to its subsidiaries of

Notes to the Consolidated Financial Statements (continued)

2. Significant accounting policies (continued)

Loans to and investments in subsidiaries (continued)

\$14,178,134 (2021: \$14,178,134) primarily to fund exploration activities. The parent entity has impaired the carrying amount of loans by \$14,178,134 (2021: \$14,178,134).

The impairment of the investments and loans has been based on the underlying net assets of the subsidiaries. In future periods, in the event that the exploration activities progress on the various areas of interest, and with changes in other market conditions, the carrying amounts of investments and loans may need to be reassessed in line with the net asset position of the subsidiaries or as otherwise appropriate.

Parent entity information

In accordance with the Corporations Act 2001, these financial statements present the results of the consolidated entity only. Supplementary information about the parent entity is disclosed in Note 21.

The consolidated financial statements incorporate the assets and liabilities of all subsidiaries of Galilee Energy Limited as at 30 June 2022 and the results of all subsidiaries for the year then ended.

Principles of consolidation

Subsidiaries

The acquisition method of accounting is used to account for the acquisition of subsidiaries by the Group. Subsidiaries are all those entities over which the consolidated entity has the power to govern the financial and operating policies, generally accompanying a shareholding of more than one-half of the voting rights. The effects of potential exercisable voting rights are considered when assessing whether control exists. Subsidiaries are fully consolidated from the date on which control is transferred to the consolidated entity. They are de-consolidated from the date that control ceases.

Intercompany transactions, balances and unrealised gains on transaction between entities in the Group are eliminated. Unrealised losses are also eliminated unless the transaction provides evidence of the impairment of the asset transferred. Accounting policies of subsidiaries have been changed where necessary to ensure consistency with the policies adopted by the Group. Investments in subsidiaries are accounted for at cost in the individual financial statements of Galilee Energy Limited.

Joint arrangements

Joint arrangements are arrangements in which one or more parties have joint control. Joint arrangements are classified as either joint operations or joint ventures.

Joint operations

The Group has entered into joint arrangements which are classified as joint operations because the parties to the joint arrangements have rights to the assets and obligations for the liabilities, rather than to the net assets, of the joint arrangements. The Group has recognised its direct right to, as well as its share of jointly held, assets, liabilities, revenues and expenses of joint operations which have been included in the financial statements under the appropriate headings.

Joint ventures

Interests in joint ventures are accounted for in the consolidated financial statements using the equity method. Under the equity method of accounting, the Group's share of the movements in statement of profit or loss and other comprehensive income of joint ventures are recognised in consolidated statement of profit or loss and other comprehensive income. The cumulative movements are adjusted against the carrying amount of the investment.

When the Group's share of post-acquisition losses in a joint venture exceeds its interest in the joint venture (including any long-term interests that form part of the Group's net investment in the joint venture), the Group does not recognise further losses unless it has obligations to, or has made payments, on behalf of the associate.

Notes to the Consolidated Financial Statements (continued)

2. Significant accounting policies (continued)

Foreign currency translation

Functional and presentation currency

Items included in the financial statements of each of the Group's entities are measured using the currency of the primary economic environment in which the entity operates ("the functional currency"). The consolidated financial statements are presented in Australian dollars, which is Galilee Energy Limited's functional and presentation currency.

Transactions and balances

Foreign currency transactions are translated into the functional currency using the exchange rates prevailing at the dates of the transactions. Foreign exchange gains and losses resulting from the settlement of such transactions and from the translation at year-end exchange rates of monetary assets and liabilities denominated in foreign currencies are recognised in profit or loss, except when deferred in equity as qualifying cash flow hedges and qualifying net investment hedges or are attributable to part of the net investment in a foreign operation.

Group companies

The results and financial position of all the Group entities (none of which has the currency of a hyperinflationary economy) that have a functional currency different from the presentation currency are translated into the presentation currency as follows:

- assets and liabilities for the statement of financial position presented are translated at the closing rate at the date of that statement of financial position;
- income and expenses for the statement of profit or loss and other comprehensive income are translated at average exchange rates (unless this is not a reasonable approximation of the cumulative effect of the rates prevailing on the transaction dates, in which case income and expenses are translated at the dates of the transactions); and
- all resulting exchange differences are recognised in other comprehensive income.

On consolidation, exchange differences arising from the translation of any net investment in foreign entities, and of borrowings and other financial instruments are recognised in other comprehensive income.

When a foreign operation is sold or any borrowings forming part of the net investment are repaid, a proportionate share of such exchange differences is reclassified to profit or loss, as part of the gain or loss on sale where applicable.

Goodwill and fair value adjustments arising on the acquisition of a foreign entity are treated as assets and liabilities of the foreign entities and translated at the closing rate.

Interest income

Interest income is recognised on a time proportion basis using the effective interest method. When a receivable is impaired, the Group reduces the carrying amount to its recoverable amount, being the estimated future cash flow discounted at the original effective interest rate of the instrument and continues unwinding the discount as interest income. Interest income on impaired loans is recognised using the original effective interest rate.

Government grants

Grants that compensate the Group for expenses incurred e.g., Research and Development grant are recognised in profit or loss when received as other income.

Research and development

Research and development expenditure is recognised as an expense as incurred. Costs incurred on research and development projects (relating to the design and testing of new or improved products or processes) are recognised as intangible assets when it is probable that the project will, after considering its commercial and technical feasibility, be completed and generate future economic benefits and its costs can be measured reliably. The expenditure capitalised comprises all directly attributable costs, including costs of materials, services, direct labour and an appropriate

Notes to the Consolidated Financial Statements (continued)

2. Significant accounting policies (continued)

Research and development (continued)

proportion of overheads. Other developmental expenditures that do not meet these criteria are recognised as an expense when incurred. Development costs previously recognised as an expense are not recognised as an asset in a subsequent period. Capitalised development costs are recorded as intangible assets and amortised on a straight-line basis over the asset's useful life from the point at which the asset is ready for use.

Income tax

The income tax expense or revenue for the year is the tax payable on the current period's taxable income based on the national income tax rate for each jurisdiction adjusted by changes in deferred tax assets and liabilities attributable to temporary differences between the tax bases of assets and liabilities and their carrying amounts in the financial statements, and to unused tax losses.

Deferred tax assets and liabilities are recognised for temporary differences at the tax rates expected to apply when the assets are recovered or liabilities are settled, based on those tax rates which are enacted or substantively enacted for each jurisdiction. The relevant tax rates are applied to the cumulative amounts of deductible and taxable temporary differences to measure the deferred tax asset or liability. An exception is made for certain temporary differences arising from the initial recognition of an asset or a liability, other than a business combination, that at the time of the transaction did not affect either accounting profit or taxable profit or loss.

Deferred tax assets are recognised for deductible temporary differences and unused tax losses only if it is probable that future taxable amounts will be available to utilise those temporary differences and losses.

Deferred tax liabilities and assets are not recognised for temporary differences between the carrying amount and tax bases of investments in subsidiaries where the parent company is able to control the timing of the reversal of the temporary differences and it is probable that the differences will not reverse in the foreseeable future.

Deferred tax assets and liabilities are offset when there is a legally enforceable right to offset current tax assets and liabilities and when the deferred tax balances relate to the same taxation authority.

Current tax assets and tax liabilities are offset where the entity has a legally enforceable right to offset and intends either to settle on a net basis, or to realise the asset and settle the liability simultaneously.

Current and deferred tax balances attributable to amounts recognised directly in equity are also recognised directly in equity.

Galilee Energy Limited and its wholly owned Australian resident entities have implemented the tax consolidation legislation.

The head entity, Galilee Energy Limited, and the subsidiaries in the tax consolidated group continue to account for their own current and deferred tax amounts. These tax amounts are measured as if each entity in the tax consolidated group continues to be a stand-alone taxpayer in its own right.

In addition to its own current and deferred tax amounts, Galilee Energy Limited also recognises the current tax liabilities (or assets) and the deferred tax assets arising from unused tax losses and unused tax credits assumed from subsidiaries in the tax consolidated group for the purposes of tax consolidation, where considered recoverable.

Assets or liabilities arising under tax funding agreements with the tax consolidated entities are recognised as amounts receivable from or payable to other entities in the Group.

Any difference between the amounts assumed and amounts receivable or payable under the tax funding agreement are recognised as a contribution to (or distribution from) wholly owned tax consolidated entities.

Notes to the Consolidated Financial Statements (continued)

2. Significant accounting policies (continued)

Business combinations

Business combinations are accounted for using the acquisition method. The consideration transferred in a business combination is measured at fair value, which is calculated as the sum of the acquisition date fair values of the assets transferred by the acquirer, the liabilities incurred by the acquirer to former owners of the acquiree and the equity issued by the acquirer, and the amount of any non-controlling interest in the acquiree. For each business combination, the acquirer measures the non-controlling interest in the acquiree either at fair value or at the proportionate share of the acquiree's identifiable net assets. Acquisition-related costs are expensed as incurred and included in administrative expenses.

When the Group acquires a business, it assesses the financial assets and liabilities assumed for appropriate classification and designation in accordance with contractual terms, economic conditions, the Group's operating or accounting policies and other pertinent conditions as at the acquisition date.

If the business combination is achieved in stages, the acquisition date fair value of the acquirer's previously held equity interest in the acquiree is remeasured to fair value at the acquisition date through profit and loss. Any contingent consideration to be transferred by the acquirer will be recognised at fair value at the acquisition date.

Subsequent changes to the fair value of the contingent consideration which is deemed to be an asset or liability are recognised in accordance with AASB 9 either in profit or loss or as a change to other comprehensive income. If the contingent consideration is classified as equity, it should not be remeasured.

Impairment of non-financial assets

Non-financial assets are reviewed for impairment whenever events or changes in circumstances indicate that the carrying amount may not be recoverable. An impairment loss is recognised for the amount by which the asset's carrying amount exceeds its recoverable amount. The recoverable amount is the higher of an asset's fair value less costs to sell and value in use.

For the purposes of assessing impairment, assets are grouped at the lowest levels for which there are separately identifiable cash inflows, which are largely independent of the cash inflows from other assets or groups of assets (cash generating units). Non-financial assets other than goodwill that suffered impairment are reviewed for possible reversal of the impairment at each reporting date.

Cash and cash equivalents

For Statement of Cash Flows presentation purposes, cash and cash equivalents includes cash on hand, deposits held at call with financial institutions, other short term, highly liquid investments with original maturities of three months or less or that are otherwise readily convertible to known amounts of cash and which are subject to an insignificant risk of changes in value. Bank overdrafts are shown within financial liabilities in current liabilities on the statement of financial position.

Trade and other receivables

Trade receivables are recognised initially at fair value and subsequently measured at amortised cost, less impairment. Trade receivables are normally due for settlement no more than 30 days from the date of recognition.

Impairment

The Group assesses on a forward-looking basis the expected credit loss associated with its debt instruments carried at amortised cost. For trade receivables the Group applies the general approach permitted under AASB 9, which requires expected lifetime losses to be recognised from initial recognition. There were no trade receivables at 30 June 2022.

Property, plant and equipment

Property, plant and equipment is stated at historical cost less depreciation and impairment losses if applicable. Historical cost includes expenditure that is directly attributable to the acquisition of the items.

Subsequent costs are included in the asset's carrying amount or recognised as a separate asset, as appropriate, only when it is probable that future economic benefits associated with the item will flow to the Group and the cost of the item

Notes to the Consolidated Financial Statements (continued)

2. Significant accounting policies (continued)

can be measured reliably. All other repairs and maintenance are charged to profit or loss during the financial period in which they are incurred.

With the exception of certain equipment, which is depreciated on a units of use basis, depreciation is calculated on a declining basis to allocate the cost of each asset, net of its residual values, over its estimated useful life.

The following rates of depreciation are used:

Office equipment	15% - 30%
Plant and equipment	4% - 50%

An asset's carrying amount is written down immediately to its recoverable amount if the asset's carrying amount is greater than its estimated recoverable amount (Gains and losses on disposals are determined by comparing proceeds with carrying amount and are included in profit or loss.

Inventory

Inventories are stated at the lower of cost or net realisable value. Cost includes the cost of purchase net of discounts received and other costs incurred to bring the inventories to their present location and condition. Inventories are drilling and maintenance stocks, which include spares, consumables, maintenance, and drilling tools used for ongoing operations and are valued at cost and expected to be consumed in the next 12 months.

Right of use asset

Under AASB16, as a lessee the Group recognises a right-of-use asset, representing its right to use the underlying asset, and a lease liability, for all leases with a term of more than 12 months; exempting those leases where the underlying asset is deemed to be of a low value.

The right-of-use asset are measured at cost, less any accumulated depreciation, and adjusted for any remeasurement of lease liabilities and for impairment losses, assessed in accordance with the Group's impairment policies. The cost of lease assets includes the amount of lease liabilities recognised, initial direct costs incurred, and lease payments made at or before the commencement date less any lease incentives received. Right of use assets are depreciated on a straight-line basis over the life of the lease.

The lease liability is initially measured at the present value of the lease payments that are not paid at the commencement date, discounted using the interest rate implicit in the lease or, if that rate cannot be readily determined, the Group's incremental borrowing rate. The lease liability is subsequently increased by the interest cost on the lease liability and decreased by lease payments made. It is remeasured when there is a change in future lease payments arising from a change in the estimate of the amount expected to be payable under a residual value guarantee, or as appropriate, changes in the assessment of whether purchase, renewal or termination options are reasonably certain to be exercised.

Trade and other payables

These amounts represent liabilities for goods and services provided to the Group prior to the end of financial year which are unpaid. The amounts are unsecured and are usually paid within 30 days of recognition.

Exploration and evaluation expenditure

The application of the Group's accounting policy for exploration and evaluation expenditure requires judgement in determining whether it is likely that future economic benefits are likely either from future exploitation or sale or where activities have not reached a stage which permits a reasonable assessment of the existence of resource. The determination of a mineral resource is itself an estimation process that requires varying degrees of uncertainty, and this directly impacts on the application of full cost for areas of interest. All costs are expensed in the period it is incurred until such time as an economically recoverable resource has been identified.

Provisions

A provision is recognised when the Group has a present legal or constructive obligation because of past events for which it is probable that an outflow of economic benefits will result, and the amount of the outflow can be reliably estimated. Provisions are not recognised for future operating losses.

Notes to the Consolidated Financial Statements (continued)

2. Significant accounting policies (continued)

Rehabilitation

A provision for rehabilitation is recognised when there is a present obligation to rehabilitate an area disturbed, it is probable that an outflow of resources will be required to settle the obligation and a reliable estimate can be made of the amount of the obligation. A development asset is being created, to the extent that the development relates to future production activities, which in turn is offset by a provision for rehabilitation.

Where there are a number of similar obligations, the likelihood that an outflow will be required is determined by considering the class of obligations as a whole. A provision is recognised even if the likelihood of an outflow with respect to any one item included in the same class of obligations may be small.

Provisions are measured at the present value of an independent assessment of the best estimate of the expenditure required to settle the present obligation at the reporting date. The discount rate used to determine the present value reflects current market assessments of the time value of money and the risks specific to the liability. The increase in the provision due to the passage of time is recognised as interest expense.

Employee benefits

Short-term obligations

Provision is made for the Group's liability for wages and salaries, including non-monetary benefits, annual leave and long service leave arising from services rendered by employees up to reporting date. Employee benefits that are expected to be settled within one year are measured at the amounts expected to be paid when the liability is settled.

The liability for annual leave and long service leave expected to be settled with 12 months is recognised in the current payables

Other long-term obligations

The liability for long service leave and annual leave which is not expected to be settled wholly within 12 months after the end of the reporting period in which the employees render the related service is recognised in the non-current payables. Employee benefits payable later than one year have been measured at the present value of the estimated future cash outflows to be made for those benefits. Those cash flows are discounted using market yields on corporate bonds with terms to maturity that match, as closely as possible, the expected timing of cash flows.

Retirement benefit obligations

The Group makes contributions to defined superannuation funds. The contributions are recognised as an expense as they become payable.

Share-based equity settled benefits

The Group provides additional benefits to employees in the form of share-based compensation, whereby, subject to certain conditions, part of an employee's remuneration includes an entitlement to receive performance rights or options over shares ("equity-settled transactions").

The fair value of the share-based compensation granted to employees and consultants is recognised as an employee benefit expense with a corresponding increase in equity. The fair value is measured at grant date and recognised over the period during which the employees become unconditionally entitled to the options or performance rights.

Fair value of a performance right or option is measured at grant date using a binomial or Black-Scholes pricing model that takes into account the exercise price, the term, any market performance conditions (the impact of non-market performance vesting conditions is excluded), the underlying share price at grant date, the expected price volatility of the underlying share, the expected dividend yield and the expected risk free interest rate for the term of the option or performance right.

Notes to the Consolidated Financial Statements (continued)

2. Significant accounting policies (continued)

Non-market vesting conditions are considered in the estimate of the number of rights or options that are expected to ultimately vest. At the end of each reporting period, the number of rights/options expected to vest based on the non-market vesting conditions is revised. The impact of the revision to the original estimates, if any, is recognised in profit or loss with a corresponding adjustment to equity. An expense is still recognised for options that do not ultimately vest because a market condition was not met.

Issued capital

Ordinary shares are classified as equity. Incremental costs directly attributable to the issue of new shares or options are shown in equity as a deduction, net of tax, from the proceeds.

If the company reacquires its own equity instruments, e.g., as the result of a share buy-back, those instruments are deducted from equity and the associated shares are cancelled.

No gain or loss is recognised in the profit or loss and the consideration paid including any directly attributable incremental costs (net of income taxes) is recognised directly in equity.

Earnings per share

Basic earnings per share

Basic earnings per share is calculated by dividing the profit attributable to equity holders of the company, excluding any costs of servicing equity other than ordinary shares, by the weighted average number of ordinary shares outstanding during the financial year, adjusted for bonus elements in ordinary shares issued during the year.

Diluted earnings per share

Diluted earnings per share adjusts the figures used in the determination of basic earnings per share to take into account the after-income tax effect of interest and other financing costs associated with dilutive potential ordinary shares and the weighted average number of shares assumed to have been issued for no consideration in relation to dilutive potential ordinary shares.

Goods and Services Tax (GST)

Revenues, expenses and assets are recognised net of the amount of associated GST, unless the GST incurred is not recoverable from the taxation authority. In this case, it is recognised as part of the cost of acquisition of the asset or as part of the expense.

Receivables and payables are stated inclusive of the amount of GST receivable or payable. The net amount of GST recoverable from, or payable to, the taxation authority is included with other receivables or payables in the statement of financial position.

Cash flows are also presented on a gross GST basis. The GST components of cash flows arising from investing or financing activities which are recoverable from, or payable to the taxation authority, are presented in the receipts from customers or payments to suppliers.

Notes to the Consolidated Financial Statements (continued)

3. Other Income

	Consolidated	
	30 Jun 22	30 Jun 21
	\$	\$
Jobkeeper payments	-	191,100
Cash Flow Boost payments	-	50,000
Sundry Income	31,200	-
R&D Tax Incentive	6,121,511	6,562,793
	<u>6,152,711</u>	<u>6,803,893</u>

4. Expenses

	Consolidated	
	30 Jun 22	30 Jun 21
	\$	\$
Loss before income tax includes the following specific expenses:		
(a) Exploration and evaluation expenditure		
Australia	<u>(20,448,188)</u>	<u>(18,429,849)</u>
	<u>(20,448,188)</u>	<u>(18,429,849)</u>
(b) Employee benefits expense		
Employee benefits expense	(1,471,296)	(1,174,207)
Directors' fees	(324,889)	(374,517)
Share based payments expense	(1,285,930)	(3,039,062)
Defined contribution superannuation expense	<u>(85,576)</u>	<u>(85,607)</u>
	<u>(3,167,691)</u>	<u>(4,673,393)</u>

The amount presented above include amounts paid to Key Management Personnel.

(c) Contractor and consultants' costs		
Consulting fees	<u>(566,235)</u>	<u>(843,717)</u>
	<u>(566,235)</u>	<u>(843,717)</u>

The amount presented above include amounts paid to Key Management Personnel.

(d) Other expenses include the following specific items:		
Auditors remuneration		
- auditing or reviewing the financial reports	(50,400)	(68,320)
- taxation services	(39,896)	(9,108)
Finance costs associated with lease liabilities	(10,798)	(20,730)
Other occupancy costs	(64,887)	(21,050)
Depreciation - PPE	(112,171)	(148,110)
Depreciation – Right of use assets	(393,336)	(377,350)
Other administration and office costs	<u>(1,059,037)</u>	<u>(794,011)</u>
	<u>(1,730,525)</u>	<u>(1,438,679)</u>

Notes to the Consolidated Financial Statements (continued)

5. Income tax

	Consolidated	
	30 Jun 22	30 Jun 21
	\$	\$
Recognised in the statement of profit or loss and other comprehensive income		
Current tax benefit	(7,367,903)	(6,615,503)
De-recognition of deferred tax balances	7,367,903	6,615,503
	-	-
Numerical reconciliation of income tax expense to prima facie tax on accounting profit		
Loss before income tax	(19,759,475)	(18,500,458)
Tax at the Australian tax rate of 30% (2021 30%)	(5,927,843)	(5,550,137)
Tax effect of amounts which are not deductible/(taxable) in calculating taxable income:		
Non-deductible expenses	10,614	6,753
Share-based payments expensed	385,779	911,719
Research and development tax offset received	(1,836,453)	(1,983,838)
Prior year tax losses converted to research and development tax offset	-	-
Current year moment in deferred tax balances not recognised	7,367,903	6,615,503
Income tax expense/(benefit)	-	-
Unused tax losses		
Income losses		
Australian income losses	94,904,539	85,213,995
US income losses	12,058,436	12,060,233
	106,962,975	97,274,228
Australian capital losses	3,204,839	3,204,839
Total unused tax losses	110,167,814	100,479,067
Potential tax benefit		
Australian losses @ 30%	28,471,362	25,564,199
US Losses @ 21%	2,532,272	4,824,093
Capital losses @ 30%	961,452	961,452

Notes to the Consolidated Financial Statements (continued)

6. Interests of Key Management personnel

The totals of remuneration paid to Key Management Personnel of the Group during the year are as follows:

	Consolidated	
	30 Jun 22	30 Jun 21
	\$	\$
Short-term employee benefits	799,394	846,331
Cash bonus	375,000	242,340
Post-employment benefits	44,317	47,477
Share based payments	405,852	2,202,820
	1,624,563	3,338,968

7. Auditor's remuneration

	Consolidated	
	30 Jun 22	30 Jun 21
	\$	\$
Remuneration of the auditor of the parent company for:		
Audit services		
- Auditing or reviewing the financial statements	50,400	68,320
Non-audit services		
- Tax consulting and compliance services	39,896	9,108
	90,296	77,428

The professional tax services rendered relate to advice on tax compliance and preparation of the R&D application.

8. Earnings per share

Performance rights and options are not included in the calculation of earnings per share because they are not considered dilutive as the Group has losses.

	Consolidated	
	30 Jun 22	30 Jun 21
	\$	\$
(a) Earnings used in calculating basic and diluted earnings per share:		
Loss for the year	(19,759,475)	(18,500,458)
Loss used in the calculation of the basic and dilutive earnings per share	(19,759,475)	(18,500,458)
	Number	Number
(b) Weighted average number of ordinary shares used as the denominator		
Weighted average number of ordinary shares used in calculating basic earnings per share	312,567,733	286,128,136
Adjustments for the calculation of diluted earnings per share:		
Options/performance rights	-	-
Weighted average number of ordinary shares used in calculating diluted earnings per share	312,567,733	286,128,136

For personal use only

Notes to the Consolidated Financial Statements (continued)

9. Cash and cash equivalents

	Consolidated	
	30 Jun 22	30 Jun 21
	\$	\$
Cash at bank and on hand	2,136,129	2,773,870
Deposits at call	14,013,604	15,452,733
Cash at bank and on hand	<u>16,149,733</u>	<u>18,226,603</u>

10. Trade and other receivables

	Consolidated	
Note	30 Jun 22	30 Jun 21
	\$	\$
Current		
Other receivables	9,648	223
GST receivable	375,551	118,287
Interest receivable	8,628	5,766
Prepayments	<u>253,865</u>	<u>215,100</u>
	<u>647,692</u>	<u>339,376</u>
Non-Current	\$	\$
Environmental bonds and deposits	1,372,863	1,240,648
Rental bond	<u>42,118</u>	<u>42,118</u>
	<u>1,414,981</u>	<u>1,282,766</u>
	<u>2,062,673</u>	<u>1,622,142</u>

11. Inventory

	Consolidated	
	30 Jun 22	30 Jun 21
	\$	\$
Drilling and maintenance stocks	-	516,232
Total current inventories at lower of cost and net realisable value	<u>-</u>	<u>516,232</u>

12. Property, plant and equipment

	Consolidated	
	30 Jun 22	30 Jun 21
	\$	\$
Plant and equipment at cost	584,714	584,714
Accumulated depreciation	<u>(501,939)</u>	<u>(399,250)</u>
	<u>82,775</u>	<u>185,464</u>
Office equipment at cost	220,066	185,526
Accumulated depreciation	<u>(183,126)</u>	<u>(173,644)</u>
	<u>36,940</u>	<u>11,882</u>
	<u>119,715</u>	<u>197,346</u>

Notes to the Consolidated Financial Statements (continued)

12. Property, plant and equipment (continued)

Movements in carrying amounts of property, plant and equipment

	Office equipment	Plant and equipment	Total
	\$	\$	\$
Balance, 1 July 2021	11,882	185,464	197,346
Additions	34,540	-	34,540
Disposals	-	-	-
Depreciation	(9,482)	(102,689)	(112,171)
Balance, 30 June 2022	36,940	82,775	119,715

	Office equipment	Plant and equipment	Total
	\$	\$	\$
Balance, 1 July 2020	11,030	85,538	96,568
Additions	6,898	241,991	248,889
Disposals	-	-	-
Depreciation	(6,046)	(142,065)	(148,111)
Balance, 30 June 2021	11,882	185,464	197,346

13. Leases

(a) Right of use asset

	Consolidated	
	30 Jun 22	30 Jun 21
	\$	\$
Right of use asset – office accommodation	315,310	772,158
Accumulated amortisation	(70,071)	(448,894)
	245,239	323,264

(b) Lease Liability

	Consolidated	
	30 Jun 22	30 Jun 21
	\$	\$
Lease Liabilities	241,311	322,827

The maturity of lease liabilities at 30 June 2022 were as follows:

Period ending 30 June

2023	103,024
2024	110,031
2025	28,270
Effect of discounting	(14)
Lease liability 30 June 2022	241,311
Short-term lease liability	103,024
Long-term lease liability	138,287
Lease liability 30 June 2021	322,827
Short-term lease liability	322,827
Long-term lease liability	-

During the year, the Group renewed office lease agreement for a minimum lease period of 36 months with the ability to extend by mutual consent of both parties.

Notes to the Consolidated Financial Statements (continued)

14. Trade and other payables

	Consolidated	
	30 Jun 22	30 Jun 21
Current	\$	\$
Trade payables	2,593,092	937,175
Other payables	220,938	173,081
Employee benefits	91,609	109,277
	<u>2,905,639</u>	<u>1,219,533</u>
Non-Current		
Employee benefits	34,890	-
	<u>34,890</u>	<u>-</u>
	<u>2,940,529</u>	<u>1,219,533</u>

15. Provisions

	Consolidated	
	30 Jun 22	30 Jun 21
Current	\$	\$
Restoration & rehabilitation	-	-
	<u>-</u>	<u>-</u>
Non-current		
Restoration & rehabilitation	4,175,833	2,686,392
	<u>4,175,833</u>	<u>2,686,392</u>
	<u>4,175,833</u>	<u>2,686,392</u>

The amount of restoration and rehabilitation represents the obligation to restore land disturbed during exploration and evaluation activities to the conditions specified in the legislation.

	Consolidated	
	30 Jun 22	30 Jun 21
Movements in carrying amounts of restoration and rehabilitation provision	\$	\$
Balance at the beginning of the year	2,686,392	1,664,636
Increase/(reduction) in amount provided	1,489,441	1,021,756
Balance at the end of year	<u>4,175,833</u>	<u>2,686,392</u>

Notes to the Consolidated Financial Statements (continued)

16. Issued Capital

	Consolidated			
	30 Jun 22		30 Jun 21	
	\$		\$	
Ordinary shares				
Ordinary shares - fully paid	139,528,167		125,717,946	
Transaction costs relating to share issues (net of tax)	(5,441,086)		(3,667,239)	
	134,087,081		122,050,707	
	30 Jun 22	30 Jun 21	30 Jun 22	30 Jun 21
Movements in ordinary shares	Number of Shares		\$	
Balance at the beginning of the year	295,260,556	271,451,032	122,050,707	107,895,707
Share placement @ 32 cents	43,156,943	-	13,810,221	-
Share issued for performance rights vested @ nil	120,000	-	-	-
Options exercised @ 63 cents	-	23,809,524	-	15,000,000
Share issue costs – cash component	-	-	(773,824)	(845,000)
Share issue costs – broker options	-	-	(1,000,023)	-
Balance at the end of the year	338,537,499	295,260,556	134,163,881	122,050,707

Ordinary shares entitle the holder to participate in dividends and the proceeds on winding up of the company in proportion to the number of and amounts paid on the shares held. On a show of hands, every holder of ordinary shares present at a meeting in person or by proxy, is entitled to one vote, and upon a poll each share is entitled to one vote.

Ordinary shares have no par value and the Company does not have a limited amount of authorised capital.

Capital Management

Management controls the capital of the Group to ensure that it can fund its operations and continue as a going concern.

The Group's capital comprises equity as described in the statement of financial position supported by financial assets. There are no externally imposed capital requirements.

Management manages the Group's capital by assessing the Group's financial risks and adjusting its capital structure in response to changes in these risks and in the market. Responses to these changes include management of debt levels and share issues. There have been no changes in the strategy since the prior year.

17. Reserves

	Consolidated	
	30 Jun 22	30 Jun 21
	\$	
Share based payments	5,248,215	3,039,062
Foreign currency translation	(48,456)	(48,456)
Non-controlling interest elimination reserve	(7,656,400)	(7,656,400)
	(2,456,641)	(4,665,794)

Share based payments reserve

This reserve reflects the fair value of equity instruments granted under share-based payment arrangements.

Foreign currency translation reserve

The foreign currency translation reserve records the exchange differences arising on translation of foreign subsidiaries.

Notes to the Consolidated Financial Statements (continued)

17. Reserves (continued)

Non-controlling interest's elimination reserve

This reserve has arisen as a result of the acquisition of the non-controlling interests in subsidiary company Galilee Resources Pty Ltd. The value of consideration paid for the non-controlling interests was greater than the carrying value of the non-controlling interests acquired.

18. Interest in joint operation

Subsidiary	Agreement	Interest	Comment
Galilee Energy Texas LLC	Hoffer-Klmitchek Area Lavaca County Participation Agreement and Joint Operating Agreement	3%	Working interest reduced to 3% after payback.
Galilee Energy Kansas LLC	<ul style="list-style-type: none"> Key Terms Agreement Joint Venture Agreement Joint Operating Agreement 	25% 50% 75%	Interest earned after: 3D seismic Well 1 to casing point Well 2 to casing point

The Group's accounting policy is to expense its interests in the joint operations until such time an economically recoverable resource has been identified. There have been no activities during the last four years and these interests are not strategic or material to the operations of the Company.

19. Subsidiaries

The consolidated financial statements incorporate the assets, liabilities and results of the following subsidiaries in accordance with the accounting policy described in Note 2:

Name of entity	Country of Incorporation	Class of equity	Equity Holding	
			2022	2021
Galilee Resources Pty Ltd	Australia	Ordinary	100%	100%
Beaconsfield Energy Development Pty Ltd	Australia	Ordinary	100%	100%
Capricorn Energy Pty Ltd	Australia	Ordinary	100%	100%
Galilee Energy Surat Pty Ltd	Australia	Ordinary	100%	100%
Capricorn Agricultural Technologies Pty Ltd	Australia	Ordinary	100%	100%
Galilee Energy India Pty Ltd	Australia	Ordinary	100%	-
Galilee Energy US LLC	United States	Ordinary	100%	100%
Galilee Energy Texas LLC	United States	Ordinary	100%	100%
Galilee Energy Kansas LLC	United States	Ordinary	100%	100%
Galilee Energy Illinois LLC	United States	Ordinary	100%	100%
Galilee Energy Chile SpA	Chile	Ordinary	100%	100%

All subsidiaries have the same reporting date as the parent, Galilee Energy Limited.

Notes to the Consolidated Financial Statements (continued)

20. Share based payments

Share-based payments expense

The share-based payments expense included in the financial statement with respect to options and performance rights issued during the year is as follows:

	Consolidated	
	30 Jun 22	30 Jun 21
	\$	\$
Statement of profit or loss and other comprehensive income		
Share-based payments expense included in employee benefits expense	1,285,930	3,039,062
Statement of changes in equity		
Share based payments issued to brokers as transaction cost	1,000,023	-

The types of share-based payment plans are described below:

Share options

Options are granted either under the Company's Employee Share Incentive Option Plan or on terms determined by the directors or otherwise approved by the Company at a general meeting. The options are granted for no consideration. Options are usually granted for a three to four-year period and entitlements to the options are vested on a time basis and/or on specific performance-based criteria such as share price increases or reserves certification. Options granted either under the plan or otherwise as described above carry no dividend or voting rights. When exercisable, each option is convertible to one ordinary share.

No share options were granted to employees and contractors as part of their remuneration.

Share options issued as part of share placement

During the year 42,490,818 free attaching share options were issued to investors and directors who participated in the share placements. These share options are not share based payments.

Share options issues to Brokers as part of share placement.

During the year 6,646,062 share options were issued to brokers associated with the share placements. These share options are not share based payments.

The terms and conditions of the options issued during the year are as follows:

No. of Options Granted	Grant Date	Fair Value (cents)	Exercise Price (cents)	Expiry Date	Vesting Date	No. of Options Exercisable
36,922,568 *	03-Mar-22	0.0	48.0	04-Sep-23	03-Mar-22	36,922,568
1,375,000 *	26-Apr-22	0.0	48.0	04-Sep-23	26-Apr-22	1,375,000
4,193,250 *	02-Jun-22	0.0	48.0	04-Sep-23	02-Jun-22	4,193,250
3,323,031 **	26-Apr-22	16.13	44.8	31-Dec-24	26-Apr-22	3,323,031
3,323,031 **	26-Apr-22	14.00	51.2	31-Dec-24	26-Apr-22	3,323,031

* Free attaching share options issued as part of share placements.

** Share options issued to brokers as part of share placements.

Notes to the Consolidated Financial Statements (continued)

20. Share based payments (continued)

Share options (continued)

The following table shows the number and movements of share options during the year and on issue at reporting date.

Grant date	Expiry date	Opening balance	Granted during the period	Forfeited during the period	Exercised during the period	Expired during the period	Closing balance	% Vested & Exercisable
01-Dec-20	01-Dec-23	8,000,000	-	-	-	-	8,000,000	-
18-Feb-21	01-Dec-23	2,500,000	-	-	-	-	2,500,000	-
03-Mar-22	04-Sep-23	-	36,922,568*	-	-	-	36,922,568	-
26-Apr-22	04-Sep-23	-	1,375,000*	-	-	-	1,375,000	-
02-Jun-22	04-Sep-23	-	4,193,250*	-	-	-	4,193,250	-
26-Apr-22	31-Dec-24	-	3,323,031**	-	-	-	3,323,031	-
26-Apr-22	31-Dec-24	-	3,323,031**	-	-	-	3,323,031	-
		10,500,000	49,136,880	-	-	-	59,636,880	

*Free attaching share options issued as part of share placements.

** Share options issued to brokers as part of share placements.

The share options are assessed at the fair value at the grant date. The fair value of the share options issued was determined using a Black-Scholes option pricing model taking into account the term of the option, the share price at grant date, the expected price volatility of the underlying share, the expected dividend yield, the risk-free interest rate for the term of the option and, as the options had already vested, an estimate of the anticipated exercise date.

The following table lists the inputs to the model used to value the share options granted during the current and previous years:

Input Variables	Input	Input	Input	Input
Options granted	8,000,000	2,500,000	3,323,031	3,323,031
Grant date	01-Dec-20	18-Feb-21	26-Apr-22	26-Apr-22
Vesting date	01-Dec-20	18-Feb-21	26-Apr-22	26-Apr-22
Exercise period	3 years	3 years	2.7 years	2.7 years
Expected exercise date	30-Nov-23	18-Feb-24	31-Dec-24	31-Dec-24
Expected life	3 years	3 years	2.7 years	2.7 years
Exercise price	150 cents	150 cents	44.8 cents	51.2 cents
Risk free rate	0.27%	0.27%	1.00%	1.00%
Expected annual volatility	86.9%	86.9%	48.5%	48.5%
Annual rate of dividends	0%	0%	0%	0%
Value per option	27.54 cents	33.45 cents	16.13 cents	14.00 cents

Notes to the Consolidated Financial Statements (continued)

20. Share based payments (continued)

Employee Performance Share Rights

Employee Performance Rights are provided to certain employees via the Galilee Energy Limited Performance Rights Plans for employees and contractors. Performance Rights are granted on terms determined by the directors.

The object of the plans is to:

- provide an incentive for employees/contractors to remain in their employment and continue to provide services to the Group in the long-term;
- recognise the ongoing efforts and contributions of employees/contractors to the long-term performance and success of the Group; and
- provide employee/contractors with the opportunity to acquire performance rights, and ultimately shares in Galilee Energy Limited.

Performance Rights are issued for no consideration and provide an equity-based reward for employees that is linked with achieving performance conditions determined when the Performance Rights are granted. The performance criteria are determined on a case-by-case basis by the Board. These performance criteria are likely to be matters such as length of employment, successful operational results and/or direct increase in shareholder value linked to the share price of the Company or performance targets.

During the year, 6,995,000 performance share rights were granted of which 120,000 shares vested at 30 June 2022.

The following table shows the movement in the number of performance rights granted in the prior periods and the balance at 30 June 2022.

Grant date	Assumed Vesting date	Opening balance	Granted during the period	Vested during the period	Exercised during the period	Expired during the period	Closing balance	% Vested
01-Feb-21	01-Aug-21	-	120,000	(120,000)	-	-	-	100%
01-Jul-21	01-Jul-22	-	1,000,000	-	-	-	1,000,000	0%
01-Jul-21	30-Jun-23	-	1,000,000	-	-	-	1,000,000	0%
01-Jul-21	30-Jun-24	-	1,000,000	-	-	-	1,000,000	0%
01-Dec-21	01-Jul-22	-	500,000	-	-	-	500,000	0%
01-Dec-21	24-Nov-22	-	500,000	-	-	-	500,000	0%
01-Dec-21	30-Jun-23	-	750,000	-	-	-	750,000	0%
01-Dec-21	30-Jun-24	-	750,000	-	-	-	750,000	0%
01-Dec-21	30-Jun-25	-	1,000,000	-	-	-	1,000,000	0%
02-Feb-22	30-Jun-23	-	125,000	-	-	-	125,000	0%
02-Feb-22	30-Jun-24	-	125,000	-	-	-	125,000	0%
02-Feb-22	30-Jun-25	-	125,000	-	-	-	125,000	0%
		-	6,995,000	(120,000)	-	-	6,875,000	

Notes to the Consolidated Financial Statements (continued)

20. Share based payments (continued)

Employee Performance Share Rights (continued)

For the performance rights granted during the current financial year, both Black Scholes and Monte Carlo simulation methodologies were used to determine the fair value of performance rights at grant date to meet the different terms and conditions.

The Black Scholes model was used to determine the fair value of performance rights, are as follows:

Grant date	Assumed Vesting date	Performance rights Granted	Share price at grant date	Expected volatility	Dividend yield	Risk free interest rate	Fair value at grant date
			\$				\$
01-Jul-21	01-Jul-22	400,000	0.5600	70.00%	0.00%	0.195%	0.5600
01-Jul-21	30-Jun-23	400,000	0.5600	70.00%	0.00%	0.195%	0.5600
01-Jul-21	30-Jun-24	400,000	0.5600	70.00%	0.00%	0.195%	0.5600
01-Dec-21	01-Jul-22	500,000	0.3700	70.00%	0.00%	3.051%	0.3700
01-Dec-21	30-Jun-23	375,000	0.3700	70.00%	0.00%	3.051%	0.3700
01-Dec-21	30-Jun-24	375,000	0.3700	70.00%	0.00%	3.051%	0.3700
01-Dec-21	30-Jun-25	500,000	0.3700	70.00%	0.00%	3.051%	0.3700
02-Feb-22	30-Jun-23	125,000	0.4150	70.00%	0.00%	1.248%	0.4150
02-Feb-22	30-Jun-24	125,000	0.4150	70.00%	0.00%	1.248%	0.4150
02-Feb-22	30-Jun-25	125,000	0.4150	70.00%	0.00%	1.248%	0.4150
		3,325,000					

Monte Carlo simulation methodology was used to determine the fair value of performance rights, are as follows:

Grant date	Assumed Vesting date	Performance rights Granted	Share price at grant date	Expected volatility	Dividend yield	Risk free interest rate	Fair value at grant date
			\$				\$
01-Jul-21	01-Jul-22	300,000	0.5600	70.00%	0.00%	0.195%	0.3100
01-Jul-21	01-Jul-22	300,000	0.5600	70.00%	0.00%	0.195%	0.3489
01-Jul-21	30-Jun-23	300,000	0.5600	70.00%	0.00%	0.195%	0.3122
01-Jul-21	30-Jun-23	300,000	0.5600	70.00%	0.00%	0.195%	0.3507
01-Jul-21	30-Jun-24	300,000	0.5600	70.00%	0.00%	0.195%	0.3126
01-Jul-21	30-Jun-24	300,000	0.5600	70.00%	0.00%	0.195%	0.3504
01-Dec-21	24-Nov-22	500,000	0.3700	70.00%	0.00%	3.051%	0.1487
01-Dec-21	30-Jun-23	187,500	0.3700	70.00%	0.00%	3.051%	0.2054
01-Dec-21	30-Jun-23	187,500	0.3700	70.00%	0.00%	3.051%	0.2291
01-Dec-21	30-Jun-24	187,500	0.3700	70.00%	0.00%	3.051%	0.2079
01-Dec-21	30-Jun-24	187,500	0.3700	70.00%	0.00%	3.051%	0.2330
01-Dec-21	30-Jun-25	250,000	0.3700	70.00%	0.00%	3.051%	0.2080
01-Dec-21	30-Jun-25	250,000	0.3700	70.00%	0.00%	3.051%	0.2327
		3,550,000					

The weight average share price of performance rights granted during the financial year was \$0.3516. (2021: Nil)

The weighted average remaining contractual life of performance rights at the end of the financial year was 1.31 years. (2021: Nil)

Notes to the Consolidated Financial Statements (continued)

21. Parent company information

The assets, liabilities and results of the parent company are disclosed below in accordance with the accounting policy described in Note 2.

Galilee Energy Limited	30 Jun 22	30 Jun 21
	\$	\$
Assets		
Current assets	16,797,425	19,146,505
Non-current assets	1,792,210	1,751,358
Total assets	18,589,635	20,897,863
Liabilities		
Current liabilities	3,009,769	1,543,467
Non-current liabilities	5,496,010	3,833,393
Total liabilities	8,505,779	5,376,860
Net assets	10,083,856	15,521,003
Shareholders' Equity		
Issued capital	134,087,081	122,050,706
Reserves	5,248,215	3,039,062
Accumulated losses	(129,251,440)*	(109,568,765)*
Total shareholders' equity	10,083,856	15,521,003
Loss for the year	(19,759,475)	(18,500,458)
Total comprehensive loss for the year	(19,759,475)	(18,500,458)
*Accumulated Losses		
	30 Jun 22	30 Jun 21
	\$	\$
Balance at the beginning of the year	(109,568,765)	(93,801,611)
Loss for the period	(19,759,475)	(18,500,458)
Total comprehensive loss	(129,328,240)	(112,302,069)
Transfers from share-based payments reserve	76,800	2,733,304
Balance at the end of the year	(129,251,440)	(109,568,765)

The parent company did not have any contingent liabilities at 30 June 2022 (2021: \$Nil). The parent company has not entered into any guarantees in relation to the debts of its subsidiaries (2021: \$Nil).

22. Contractual commitments

The group had no contractual commitments for the acquisition of property, plant and equipment at 30 June 2022 (2021: \$ Nil). The parent company has not guaranteed the debts of any subsidiary company (2021: \$ Nil), other than through its tax sharing and tax funding agreements.

23. Contingent Liabilities

The directors are not aware of any contingent assets or liabilities for the Group (2021: \$ Nil).

Notes to the Consolidated Financial Statements (continued)

24. Commitments

Bank guarantees

National Australia Bank have provided bank guarantees totalling \$1,378,705 (June 2021: \$1,236,590) as follows:
The bank guarantees are secured by term deposits.

- \$1,336,587 (June 2021: \$1,194,472) to the State of Queensland in respect of the Group's exploration permits and environmental guarantees; and
- \$42,118 (June 2021: \$42,118) to the landlord of the Brisbane office premises to support the Group's obligations under the lease of the Eagle Street, Brisbane premises.

Exploration expenditure

In order to maintain its interests in the exploration permits in which the Group is involved, the Group is required to meet certain conditions imposed by the various statutory authorities granting the exploration permits or that are imposed by the various joint arrangements entered into by the Group. These conditions include minimum expenditure commitments.

At reporting date, the Group's minimum work program commitments for the Galilee Basin permit (ATP 2019) have been met. Springsure (ATP 2050) is in year 3 and Kumbarilla (ATP 2043) is in year 4 of their respective initial six year work programmes. They are fully compliant with the commitments on these tenements.

Actual expenditure may vary significantly from the minimum commitment obligations and will be dependent on the outcome of exploration activity currently being planned.

Commitments in the United States of America and South America in the next 12 months are nil (2021: \$ Nil). There are no commitments beyond 30 June 2022.

25. Segment Information

Identification of reportable segments

The Group has identified its operating segments based on the geographic location of its respective areas of interest (tenements), all assets of the group are located in Australia. The internal reports that are reviewed and used by the Board of Directors (chief operating decision makers) in assessing performance and determining the allocation of resources are prepared on the same basis.

The principal operating activities of the Group are the exploration and evaluation of its tenements for oil and gas reserves. Other than the expensing of exploration and evaluation expenditure, income and expenditure as per the statement of comprehensive income consists of incidental revenue including interest and corporate overhead expenditure which are not allocated to the Group's operating segments.

Unless otherwise stated, all amounts reported to the Board of Directors as the chief decision makers with respect to operating segments are determined in accordance with accounting policies that are consistent with those adopted in the annual financial statements of the Group.

Segment performance

Operating segments are presented using the 'management approach', where information presented is on the same basis as the internal reports provided to the Chief Operating Decision Makers (CODM). The CODM is responsible for the allocation of resources to operating segments and assessing their performance. The Group operates predominantly in one segment, Australia. The primary financial statements reflect this segment.

Notes to the Consolidated Financial Statements (continued)

26. Notes to the Statement of Cash Flows

	Note	Consolidated	
		30 Jun 22	30 Jun 21
(a) Reconciliation of cash flow from operations		\$	\$
Loss for the period	25	(19,759,475)	(18,500,458)
Depreciation		505,507	533,976
Inventory write-off		-	8,516
Share-based payments		1,285,930	3,039,062
Changes in operating assets and liabilities			
Decrease/(Increase) in trade and other receivables		(269,551)	257,897
(Decrease)/Increase in trade payables and accruals		1,730,895	(182,613)
Decrease/(Increase) in prepayments		(38,765)	(135,717)
(Decrease)/Increase in provisions		1,489,441	939,854
(Decrease)/Increase in inventory		516,232	(80,737)
		(14,539,786)	(14,120,220)

(b) Non-cash financing and investing activities	Consolidated	
	30 Jun 22 Units of options	30 Jun 21 Units of options
Shares issued under employee share option plan	-	10,500,000
Free attaching options issued as part of share placements	42,490,818	
Share options issued to brokers as part of share placements	6,646,062	
	49,136,880	10,500,000

(c) Reconciliation of liabilities arising from financial activities	1 Jul 21					30 Jun 22
	Opening balance	Interest expense	Interest payment	Principal repayment	Non-cash changes	Closing balance
	\$	\$	\$	\$	\$	\$
Lease liability	322,827	10,798	(10,798)	(396,826)	315,310	241,311
	322,827	10,798	10,798	(396,826)	315,310	241,311
	1 Jul 20					30 Jun 21
	Opening balance	Interest expense	Interest payment	Principal repayment	Non-cash changes	Closing balance
	\$	\$	\$	\$	\$	\$
Lease liability	121,389	20,730	(20,730)	(388,306)	589,744	322,827
	121,389	20,730	(20,730)	(388,036)	589,744	322,827

27. Events occurring after reporting date

There has not arisen in the interval between the end of the year and the date of this report any item, transaction, or event of a material and unusual nature likely, in the opinion of directors, to affect significantly the operation of the Group, the results of those operations or the state of affairs of the Group in subsequent financial periods.

Notes to the Consolidated Financial Statements (continued)

28. Related party transactions

Parent entity

The parent company within the Group and the ultimate parent company is Galilee Energy Limited.

Subsidiaries

Interests in subsidiaries are set out in note 18.

29. Financial risk management

Overview

The Group's principal financial instruments comprise, payables, lease liabilities, cash, term deposits. The main risks arising from the Group's financial assets and liabilities are interest rate risk, price risk, foreign currency risk, credit risk and liquidity risk.

This note presents information about the Group's exposure to each of the above risks, its objectives, policies, and processes for measuring and managing risk. There have been no significant changes since the previous financial year to the exposure or management of these risks.

The Board of Directors has overall responsibility for the establishment and oversight of the risk management framework. The key risks are monitored and reviewed on a regular basis and as circumstances change (e.g. acquisition of new entity or project) policies are created or revised as required. The overall objective of the Group's financial risk management policy is to support the delivery of the Group's financial targets whilst minimising potential adverse effects on financial performance.

Given the nature and size of the business, and uncertainty as to the timing and amount of cash inflows and outflows, the Group does not enter into derivative transactions to mitigate the financial risks. In addition, the Group's policy is that no trading in financial instruments shall be undertaken for the purpose of making speculative gains.

The Group's financial instruments consist of deposits with banks, short-term investments, accounts receivable, payable and lease liabilities. The totals for each category of financial instruments are as follows:

	Note	Consolidated	
		30 Jun 22	30 Jun 21
Financial Assets		\$	\$
Cash and cash equivalents	9	16,149,733	18,226,603
Trade and other receivables	10	2,062,673	1,622,142
		18,212,406	19,848,745
Financial Liabilities			
Trade and other payables	14	2,940,529	1,219,533
Lease liabilities	13(b)	241,311	322,827
		3,181,840	1,542,360

Risk management is carried out under policies approved by the Board of Directors. The Board provides principles for overall risk management, as well as policies covering specific areas, such as mitigating foreign exchange, interest rate and credit risks, use of derivative financial instruments and investing excess liquidity.

Specific financial risk exposures and management are summarised below.

Notes to the Consolidated Financial Statements (continued)

29. Financial risk management (continued)

Interest rate risk

Exposure to interest rate risk arises on cash and term deposits recognised at reporting date because a future change in interest rates will affect future cash flows received from variable rate financial instruments or the fair value of fixed rate financial instruments.

Interest rate risk is managed by forecasting future cash requirements (generally up to one year). Cash deposit interest rate information is obtained from a variety of banks over a variety of periods (usually one month up to six-month term deposits) and funds are then invested in an optimised fashion to maximise interest returns.

The Group's financial assets and liabilities bear variable or effective interest rates which are summarised in the table below.

	Interest rate (% p.a.)	
	Variable Interest Rate	Effective Interest Rate
Financial Asset		
Cash and cash equivalents	0.15% - 0.50%	
Financial Liability		
Lease Liability		3%

Interest rate sensitivity

The following table illustrates sensitivities to the Group's exposures to changes in interest rates. The table indicates how profit and equity values reported at balance date would have been affected by changes in the relevant risk variable. These sensitivities assume that the movement in a particular variable is independent of other variables.

A sensitivity of 2% interest rate has been selected as this is considered reasonable given the current market conditions. A 2% movement in interest rates at the reporting date would have increased (decreased) equity and profit or loss by the amounts shown below. This analysis assumes that all other variables, in particular foreign currency rates, remain constant. The analysis is performed on the same basis for 2021.

Interest rate sensitivity	Profit or Loss		Equity	
	2% increase	2% decrease	2% increase	2% decrease
2022 - Consolidated	\$	\$	\$	\$
Cash and cash equivalents and restricted cash	322,995	(322,995)	322,995	(322,995)
2021 - Consolidated				
Cash and cash equivalents and restricted cash	364,730	(364,730)	364,730	(364,730)

Credit risk

The Group is exposed to significant credit risk through its cash and cash equivalents. At 30 June 2022, the Group had \$2.136 million excluding term deposits (2021: \$2.784 million) in accounts with the National Australia Bank.

Notes to the Consolidated Financial Statements (continued)

29. Financial risk management (continued)

Liquidity risk

Liquidity risk is the risk that the Group will not be able to meet its financial obligations as they fall due. The Board's approach to managing liquidity is to ensure, as far as possible, that the Group will always have sufficient liquidity to meet its obligations when due.

Ultimate responsibility for liquidity risk management rests with the Board of Directors. The Group manages liquidity risk by maintaining adequate reserves and by continuously monitoring forecast and actual cash flows and matching the maturity profiles of financial assets and liabilities. This is based on the undiscounted cash flows of the financial liabilities based on the earliest date on which they are required to be paid.

The following table shows the contractual maturity for non-derivative financial liabilities.

	Note	<1 year	<5 years	>5 years	Total Contractual Cash Flows	Carrying Amount
		\$	\$	\$	\$	\$
Consolidated - 30 June 2022						
Trade and other payables	14	2,905,638	-	-	2,905,638	2,905,638
Lease liability	13(b)	103,024	138,287	-	241,311	241,311
		<u>3,008,662</u>	<u>138,287</u>	<u>-</u>	<u>3,146,949</u>	<u>3,146,949</u>
Consolidated - 30 June 2021						
Trade and other payables	14	1,219,533	-	-	1,219,533	1,219,533
Lease liability	13(b)	322,827	-	-	322,827	322,827
		<u>1,542,360</u>	<u>-</u>	<u>-</u>	<u>1,542,360</u>	<u>1,542,360</u>

Fair value estimation

The Group has no financial assets or financial liabilities for which the fair value differs materially from the carrying value in the financial statements.


Directors' declaration

The directors of the Company declare that:

1. The financial statements, comprising the consolidated statement of profit or loss and other comprehensive income, consolidated statement of financial position, consolidated statement of cash flows, consolidated statement of changes in equity and accompanying notes are in accordance with the Corporations Act 2001 and:
 - (a) comply with Accounting Standards and the Corporations Regulations 2001; and
 - (b) Give a true and fair view of the consolidated entity's financial position as at 30 June 2022 and of its performance for the year ended on that date.
2. The Company has included in the notes to the financial statements an explicit and unreserved statement of compliance with International Financial Reporting Standards.
3. In the directors' opinion, there are reasonable grounds to believe that the Company will be able to pay its debts as and when they become due and payable.

The directors have been given the declarations by the chief executive officer and chief financial officer required by section 295A of the Corporations Act 2001.

This declaration is made in accordance with a resolution of the directors.



Raymond Shorrocks
Chairman

Brisbane, 21 September 2022

INDEPENDENT AUDITOR'S REPORT

To the members of Galilee Energy Limited

Report on the Audit of the Financial Report

Opinion

We have audited the financial report of Galilee Energy Limited (the Company) and its subsidiaries (the Group), which comprises the consolidated statement of financial position as at 30 June 2022, the consolidated statement of profit or loss and other comprehensive income, the consolidated statement of changes in equity and the consolidated statement of cash flows for the year then ended, and notes to the financial report, including a summary of significant accounting policies and the directors' declaration.

In our opinion the accompanying financial report of the Group, is in accordance with the *Corporations Act 2001*, including:

- (i) Giving a true and fair view of the Group's financial position as at 30 June 2022 and of its financial performance for the year ended on that date; and
- (ii) Complying with Australian Accounting Standards and the *Corporations Regulations 2001*.

Basis for opinion

We conducted our audit in accordance with Australian Auditing Standards. Our responsibilities under those standards are further described in the *Auditor's responsibilities for the audit of the Financial Report* section of our report. We are independent of the Group in accordance with the *Corporations Act 2001* and the ethical requirements of the Accounting Professional and Ethical Standards Board's *APES 110 Code of Ethics for Professional Accountants (including Independence Standards)* (the Code) that are relevant to our audit of the financial report in Australia. We have also fulfilled our other ethical responsibilities in accordance with the Code.

We confirm that the independence declaration required by the *Corporations Act 2001*, which has been given to the directors of the Company, would be in the same terms if given to the directors as at the time of this auditor's report.

We believe that the audit evidence we have obtained is sufficient and appropriate to provide a basis for our opinion.

Key audit matters

Key audit matters are those matters that, in our professional judgement, were of most significance in our audit of the financial report of the current period. These matters were addressed in the context of our audit of the financial report as a whole, and in forming our opinion thereon, and we do not provide a separate opinion on these matters.

For personal use only

Going Concern

<i>Key audit matter</i>	<i>How the matter was addressed in our audit</i>
<p>Refer to Note 2.</p> <p>The financial statements have been prepared on the going concern basis, which contemplates that the Group will continue to meet its commitments and can therefore continue normal business activities and realise assets and settle liabilities in the ordinary course of business.</p> <p>As the Group generates no revenue and is reliant on funding from other sources such as capital raising, there is significant judgement involved in determining whether the going concern basis adopted is appropriate and is critical to the understanding of the financial statements as a whole. As a result, this matter was considered key to our audit.</p>	<p>Our procedures, amongst others, included:</p> <ul style="list-style-type: none"> Assessing the cash flow forecasts provided by management and challenging the assumptions therein to determine whether there is consistency with management's intention and stated business and operational objectives. Checking the mathematical accuracy of the cash flow forecasts. Performing sensitivity analysis, on the cash flow forecast provided to determine if the Group has sufficient funds to continue as a going concern for the next 12 months.

Provision for rehabilitation

<i>Key audit matter</i>	<i>How the matter was addressed in our audit</i>
<p>Refer to Note 15.</p> <p>The Group has recognised provision for rehabilitation as at 30 June 2022.</p> <p>The provision for rehabilitation was a key audit matter due to judgement involved in estimating expected costs and timing to rehabilitate disturbed areas in future periods and the amount is material.</p>	<p>Our procedures, amongst others, included:</p> <ul style="list-style-type: none"> Checking the mathematical accuracy of the provision calculation and agreeing the underlying inputs used within the calculation to management's expert report; Assessing the competence, capability and objectivity of the Group's, external experts used in the determination of the provision estimate; and Evaluating the completeness of the provisions through examination of the Group's operating locations and corroborating with ASX announcements and minutes review.

For personal use only

Other information

The directors are responsible for the other information. The other information comprises the information contained in Director's report for the year ended 30 June 2022, but does not include the financial report and our auditor's report thereon, which we obtained prior to the date of this auditor's report, and the Annual report, which is expected to be made available to us after that date.

Our opinion on the financial report does not cover the other information and we do not express any form of assurance conclusion thereon.

In connection with our audit of the financial report, our responsibility is to read the other information identified above and, in doing so, consider whether the other information is materially inconsistent with the financial report or our knowledge obtained in the audit or otherwise appears to be materially misstated.

If, based on the work we have performed on the other information that we obtained prior to the date of this auditor's report, we conclude that there is a material misstatement of this other information, we are required to report that fact. We have nothing to report in this regard.

When we read the Annual report, if we conclude that there is a material misstatement therein, we are required to communicate the matter to the directors and will request that it is corrected. If it is not corrected, we will seek to have the matter appropriately brought to the attention of users for whom our report is prepared.

Responsibilities of the directors for the Financial Report

The directors of the Company are responsible for the preparation of the financial report that gives a true and fair view in accordance with Australian Accounting Standards and the *Corporations Act 2001* and for such internal control as the directors determine is necessary to enable the preparation of the financial report that gives a true and fair view and is free from material misstatement, whether due to fraud or error.

In preparing the financial report, the directors are responsible for assessing the ability of the group to continue as a going concern, disclosing, as applicable, matters related to going concern and using the going concern basis of accounting unless the directors either intend to liquidate the Group or to cease operations, or has no realistic alternative but to do so.

Auditor's responsibilities for the audit of the Financial Report

Our objectives are to obtain reasonable assurance about whether the financial report as a whole is free from material misstatement, whether due to fraud or error, and to issue an auditor's report that includes our opinion. Reasonable assurance is a high level of assurance, but is not a guarantee that an audit conducted in accordance with the Australian Auditing Standards will always detect a material misstatement when it exists. Misstatements can arise from fraud or error and are considered material if, individually or in the aggregate, they could reasonably be expected to influence the economic decisions of users taken on the basis of this financial report.

A further description of our responsibilities for the audit of the financial report is located at the Auditing and Assurance Standards Board website (<http://www.auasb.gov.au/Home.aspx>) at:

https://www.auasb.gov.au/admin/file/content102/c3/ar1_2020.pdf

This description forms part of our auditor's report.

Report on the Remuneration Report

Opinion on the Remuneration Report

We have audited the Remuneration Report included in pages 11 to 15 of the directors' report for the year ended 30 June 2022.

In our opinion, the Remuneration Report of Galilee Energy Limited, for the year ended 30 June 2022, complies with section 300A of the *Corporations Act 2001*.

Responsibilities

The directors of the Company are responsible for the preparation and presentation of the Remuneration Report in accordance with section 300A of the *Corporations Act 2001*. Our responsibility is to express an opinion on the Remuneration Report, based on our audit conducted in accordance with Australian Auditing Standards.

BDO Audit Pty Ltd

BDO



T J Kendall

Director

Brisbane, 21 September 2022

For personal use only

Securities on issue

As at 30 September 2022 the Company has the following securities on issue:

ASX quoted: 338,537,499 ordinary shares, each fully paid.

(a) Distribution of ordinary shares, analysis of shareholders by size of holding:

Range	Total holders	Units	% of Issued Capital
1 - 1,000	276	113,341	0.03
1,001 - 5,000	617	1,877,706	0.55
5,001 - 10,000	351	2,795,528	0.83
10,001 - 100,000	818	29,744,187	8.79
100,001 Over	283	304,006,737	89.80
Rounding			0.00
Total	2,261	338,537,499	100.00

As at 30 September 2022 the number of shareholders holding less than a marketable parcel (being defined as a minimum \$500.00 at \$0.3200 per share) is 373 (with a holding of 1,563 Shares).

(b) 20 largest shareholders as of 30 September 2022.

Rank	Name	Units	% of Units
1	CARPE DIEM ASSET MANAGEMENT PTY LTD	33,174,604	9.80
2	CS FOURTH NOMINEES PTY LIMITED <HSBC CUST NOM AU LTD 11 A/C>	31,108,374	9.19
3	MORGAN STANLEY AUSTRALIA SECURITIES (NOMINEE) PTY LIMITED <NO 1 ACCOUNT>	24,052,136	7.10
4	ECARLATE PTY LTD	19,259,738	5.69
5	HSBC CUSTODY NOMINEES (AUSTRALIA) LIMITED	12,230,250	3.61
6	UBS NOMINEES PTY LTD	8,070,135	2.38
7	JBAM GLOBAL INCOME FUND	6,120,000	1.81
8	COPULOS SUPERANNUATION PTY LTD <COPULOS PROVIDENT FUND A/C>	5,586,533	1.65
9	HSBC CUSTODY NOMINEES (AUSTRALIA) LIMITED - A/C 2	5,504,562	1.63
10	CARPE DIEM ASSET MANAGEMENT PTY LTD <LOWE FAMILY A/C>	5,083,622	1.50
11	EYEON NO 2 PTY LTD	4,725,809	1.40
12	SPACETIME PTY LTD <COPULOS EXEC S/F NO.1 A/C>	4,100,405	1.21
13	TDF PROPERTIES PTY LTD <THE TDF PROPERTY A/C>	3,935,250	1.16
14	LEAVER FUNDS MANAGEMENT PTY LIMITED	3,562,985	1.05
15	COPULOS FOUNDATION PTY LTD <P & M COPULOS FOUNDATION A/C>	3,465,750	1.02
16	CARPE DIEM ASSET MANAGEMENT PTY LTD <LOWE FAMILY A/C>	3,315,229	0.98
17	MACLANS SUPERANNUATION HOLDCO PTY LTD	3,300,000	0.97
18	NEWECONOMY COM AU NOMINEES PTY LIMITED <900 ACCOUNT>	3,212,314	0.95
19	CITICORP NOMINEES PTY LIMITED	3,199,748	0.95
20	BECAMAL PTY LTD	3,000,000	0.89
Totals: Top 20 holders of FULLY PAID ORDINARY SHARES (TOTAL)		186,007,444	54.94

Securities on issue (continued)

(c) Substantial shareholders

The following have disclosed and remain current substantial shareholder notices to the Company.
(As of 30 September 2022)

Name	Units	% of Issued Capital
ECARLATE PTY LTD	19,259,738	5.69
MORGAN STANLEY AUSTRALIA SECURITIES (NOMINEE) PTY LIMITED	27,259,972	8.05
COPULOS GROUP	22,338,983	6.60
CGS-CIMB Securities (Singapore) Pte Ltd	26,570,173	7.84
MITSUBISHI UFJ FINANCIAL GROUP INC	27,259,972	8.05

(d) Voting rights

The voting rights attaching to each class of equity securities are set out below:

- (i) Ordinary Shares
On a show of hands every member present at a meeting in person or by proxy shall have one vote and upon a poll each share shall have one vote.
- (ii) Options
Holders of listed and unlisted Options or Performance Rights have no voting rights in respect to such securities until such options are exercised or performance rights vest. However, the shares that issue upon the exercise of the Options or the satisfaction of the conditions attaching to the Performance Rights will rank pari passu with the then existing issued fully paid ordinary shares.

(e) Share Buy-backs

There is no current on-market buy-back.

(f) Restricted securities

There are no restricted securities (held in escrow) on issue.

(g) Listed Options

The Company has 42,490,818 listed options exercisable at \$0.48 expiring 4 September 2023

(h) Unlisted Options

The Company has on issue the following unlisted Options;

OPTION EXPIRING 01-DEC-2023 EX \$1.50	8,000,000
OPTION EXPIRING 16-MAR-2024 EX \$1.50	2,500,000
OPTION EXPIRING 31-DEC-2024 EX \$0.512	3,323,031
OPTION EXPIRING 31-DEC-2024 EX \$0.448	3,323,031

Unlisted Performance Rights

The Company has 8,350,000 unlisted Performance rights on issue, issued in accordance with the Galilee Energy Long Term Incentive Plan approved by shareholders at the Company's General Meeting on 13 April 2022.

For personal use only

Tenement Interests

Australia	Galilee Energy Limited	Queensland	ATP 2019	100% Galilee Energy Limited
		Queensland	ATP 2043	100% Galilee Energy Limited
		Queensland	ATP 2050	100% Galilee Energy Limited

For professional use only



For personal use only



For personal use only



GALILEE
ENERGY

Level 6
167 Eagle Street
Brisbane QLD 4000

P: +61 7 3177 9970

E: admin@galilee-energy.com.au

galilee-energy.com.au