Black Rock Mining
Mahenge Graphite Mine

Simply Better Graphite: Investor Update

Africa Down Under, Perth

September 2022

For personal use only

BLACK ROCK
MINING LIMITED

Important notices

This presentation has been prepared by Black Rock Mining Limited (Black Rock or the Company) and has been approved by the Board of Black Rock .

The release, publication or distribution of this presentation in certain jurisdictions may be restricted by law and therefore persons in such jurisdictions into which this presentation is released, published or distributed should inform themselves about and observe such restrictions.

This presentation is for informational purposes only and does not constitute an offer to sell, or solicitation to purchase, any securities. Such Offer can be made only through proper subscription documentation and only to investors meeting strict suitability requirements. Any failure to comply with these restrictions may constitute a violation of applicable securities laws. In providing this presentation Black Rock has not considered the financial position or needs of the recipient. Persons needing advice should consult their stockbroker, bank manager, solicitor, attorney, accountant or other independent financial and legal advisors.

Competent Person(s) Statement

The information in this presentation that relates to Mineral Resources is based on and fairly represents information compiled by Mr Lauritz Barnes (Consultant with Trepanier Pty Ltd) and Mr Prisin Moshi (Senior Geologist with Black Rock Mining Limited). Mr Barnes and Mr Moshi are members of the Australian Institute of Mining and Metallurgy and have sufficient experience of relevance to the styles of mineralisation and types of deposits under consideration, and to the activities undertaken to qualify as Competent Persons as defined in the 2012 Edition of the Joint Ore Reserves Committee (JORC) Australasian Code for Reporting of Exploration Results, Mineral Resources and Ore Reserves.

The information in this presentation that relates to Ore Reserves is based on and fairly represents information compiled by Mr Beng Ko, under the direction of Mr John de Vries. Mesrrs de Vries and Ko are both employees of Black Rock Mining and members of the Australasian Institute of Mining and Metallurgy. Mr de Vries holds options in the company as part of his total remuneration package. Mesrrs de Vries and Ko has sufficient experience in Ore Reserve estimation relevant to the style of mineralisation and type of deposit under consideration to qualify as a Competent Person as defined in the 2012 Edition of the “Australasian Code for Reporting of Mineral Resources and Ore Reserves”.

The Company confirms it is not aware of any new information or data that materially affects the information included in the relevant market announcements and in the case of Mineral Resources and Ore Reserves, all material assumptions and technical parameters underpinning the estimates in the relevant market announcements, including production targets and forecast financial information from those production targets, continue to apply and have not materially changed.

Forward Looking Statements

Various statements in this presentation constitute statements relating to intentions, future acts and events. Such statements are generally classified as “forward looking statements” and involve known and unknown risks, uncertainties and other important factors that could cause those future acts, events and circumstances to differ materially from what is presented or implicitly portrayed herein. Words such as “anticipates”, “expects”, “intends”, “plans”, “believes”, “seeks”, “estimates” and similar expressions are intended to identify forward-looking statements. Black Rock cautions shareholders and prospective shareholders not to place undue reliance on these forward looking statements, which reflect the view of Black Rock only as of the date of this presentation. The forward looking statements made in this presentation relate only to events as of the date on which the statements are made.

For personal use only

BLACK ROCK MINING LIMITED

Black Rock and the Mahenge Graphite Mine

Table of Contents

- Corporate overview: Black Rock at a glance 4
- Black Rock team 5
- Milestones delivered 6
- The outlook for graphite 7
- Premier Location 13
- A snapshot of the Mahenge graphite mine 14
- ESG Focus 15
- Graphite Playbook 16
- Development Timetable 17
- Advancing Next Steps 18
- Summary 19
- Appendix 21

For personal use only

BLACK ROCK MINING LIMITED

Black Rock at a glance

Premium graphite player

For personal use only

- Developing the Tier 1 scale Mahenge graphite project in Tanzania (2nd largest reserve globally)
- Strategic Alliance with POSCO as cornerstone offtake partner and major shareholder
- POSCO Term Sheet agreed for US$10m prepay and LOM fines offtake for Module 1 (Dec 2021)
- Mahenge NPV_{10} US$1.5bn (A$2.1bn)[1]
- Qualified path to market through established strategic partnerships
- All key Tanzania Govt agreements in place with FCI Agreement signed with Govt (Dec 2021)

Capital structure	
ASX ticker	**BKT**
Share price (25 August 2022)	$0.15
Shares on issue	977.3 M
Options and performance rights	65.3 M
Market capitalisation (undiluted) (@$0.15c)	A$147 M
Cash (30 June 2022)	A$26.2 M
Debt (30 June 2022)	Nil

Major shareholders	
POSCO Group	13%
Copulos Group	12%

[1]$NPV_{10\% \text{ nominal} / 8\% \text{ real}}$ post-tax, post deducting Govt 16% free carry based on the eDFS (July 2019), additional eDFS disclosures on Slide 14

For personal use only

Black Rock team

Board of Directors

Richard Crookes, Non-exec Chairman: Geologist with over 30 years' executive experience in the resources and finance industries; raised capital and financed a number of projects globally, including across Africa. Previous roles include Investment Director at Mining PE Fund EMR Capital, Executive Director in Macquarie's Metals & Energy Capital and Chief Geologist / Mining Manager at Ernest Henry Mining.

John de Vries, MD & CEO: Mining Engineer with over 35 years' experience in mine development and operations; professional experience spans Africa, the Pacific, the Former Soviet Union, North and South America and Australia. Previously General Manager Technical Services with St Barbara, integral in the 2014 turnaround; earlier operational management roles at BHP Nickel West, Orica Mining Services and Western Mining Corp.

Ian Murray, Non-exec Director: Finance Executive with over 20 years' corporate experience in the publicly listed resources sector; led highly successful project developments, major acquisitions, company restructures and stock exchange listings. Previous roles include CEO of Gold Road Resources, CEO and CFO of DRDGold Ltd, Director of Rand Refinery Ltd and GoldMoney.com, and senior positions at KPMG, PwC and Bioclones.

Gabriel Chiappini, Non-exec Director & Company Secretary: Chartered Accountant with over 20 years' experience in the commercial sector; Experience in several ASX-listings and involved with total equity and debt raised of over A$400m. Over the last 15 years has held positions of Director, Company Secretary and Chief Financial Officer in both public and private companies with operations in Australia, the UK and the US.

Management

Steuart McIntyre, GM Corporate Development: Mining analyst with over 15 years experience. Previous roles include sell-side mining analyst for Royal Bank of Canada and Blue Ocean Equities and associate at Cutfield Freeman, a mining-focused corporate finance boutique in London. Steuart has degrees in Civil Engineering and Commerce from the University of Sydney and a diploma of corporate finance from the London Business School

Daniel Pantany, GM Engineering & Technical: Civil Engineer with over 22 years experience in mining project development in Africa and Australia across a broad range of broad range of project delivery roles including EPCM, EP, and lump sum EPC contracts. His most recent position was with CPC Engineering including secondment as Project Engineering Manager for Syrah's Balama project. BKT's Study Manager for Mahenge since 2018.

Paul Sims, CFO: A highly credentialled finance resources executive with over 25 years of executive experience in the resources industry, spanning both commercial and financial roles at BHP, Western Mining Corp, Minara Resources and Karara Mining. Mr Sims has extensive experience in debt finance, project management and cost control. He has a Bachelor of Business degree from Curtin University and is a Fellow of CPA Australia.

Greg Wheeler, CCO: An experienced finance and commercial manager who started his career within PwC and spent 10 years with ship manufacturer Austal, where he was responsible for managing the Finance, Accounting, IT and HR functions of the global business. Mr Wheeler then joined global trading and shipping player Wellard during a period of strong growth, including public listing and was responsible for financial systems and processes.

Rae Wyatt, GM People, Culture & Sustainability: Experienced HR professional with 15 years' experience in the resources industry, specialising in project development and stakeholder engagement with communities. Ms Wyatt has most recently held senior roles at Clean TeQ (Sunrise Metals), Gold Road and MacMahons. She has a degree in commerce from Curtin University in HR and Industrial Relations and is a graduate of AICD.

For personal use only

Milestones Delivered

In the last 12 months Black Rock has delivered a number of important de-risking milestones for Mahenge

- Free Carried Interest Framework Agreement signed with Govt of Tanzania
- 500t pilot plant qualification run completed, the largest in the sector
- Term Sheet signed with POSCO for Offtake and US$10m Pre-payment
- ICA Partners appointed as debt finance advisors
- 25% increase in Measured Resources, now the largest in the sector
- Front End Engineering Design (FEED) contract awarded to CPC Engineering
- $25m Capital Raising via Placement
- Site visits hosted for investors, analysts, independent expert and Govt
- Black Rock team build: New CFO, CCO, GM Corp Dev, GM People & ESG
- In-country team build: New Board & CEO of Faru appointed
- Commencement of Resettlement Activities at Mahenge
- Nearing Completion:
  - Front End Engineering Design
  - Independent Expert Reports for debt process

BLACK ROCK MINING LIMITED

Graphite in batteries

There is more graphite in Li-ion batteries by volume than any other material, regardless of battery chemistry.

Graphite is the dominant anode material, regardless of battery chemistry

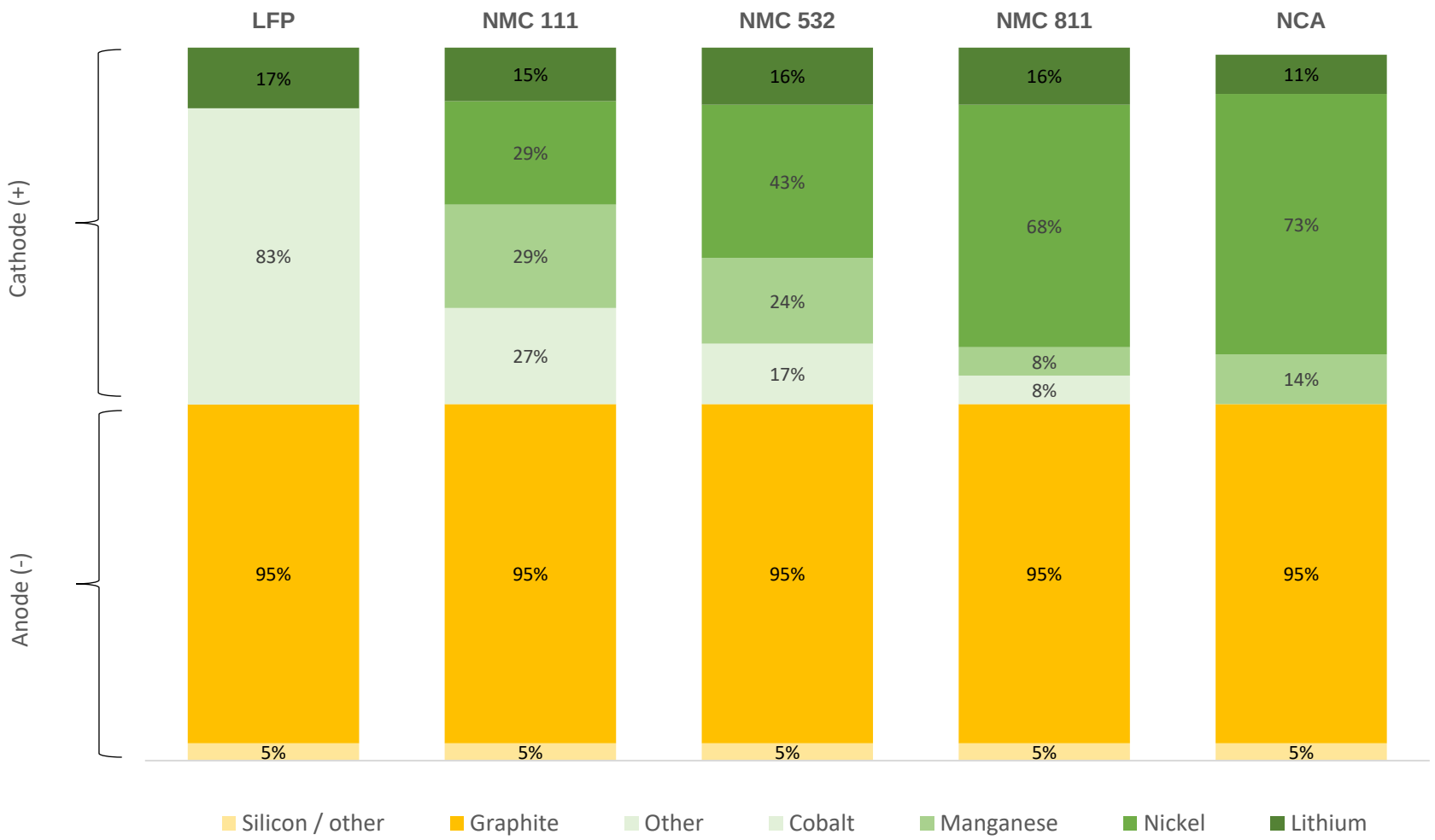

Source: Pallinghurst-Traxys battery analysis. %s represent the proportions of cathode and anode in each battery respectively. NCA batteries contain 2% aluminium (not shown)

For personal use only

BLACK ROCK MINING LIMITED

Natural graphite increasing in batteries

For personal use only

The use of natural graphite in batteries has been growing and is expected to surpass synthetic graphite in 2025.

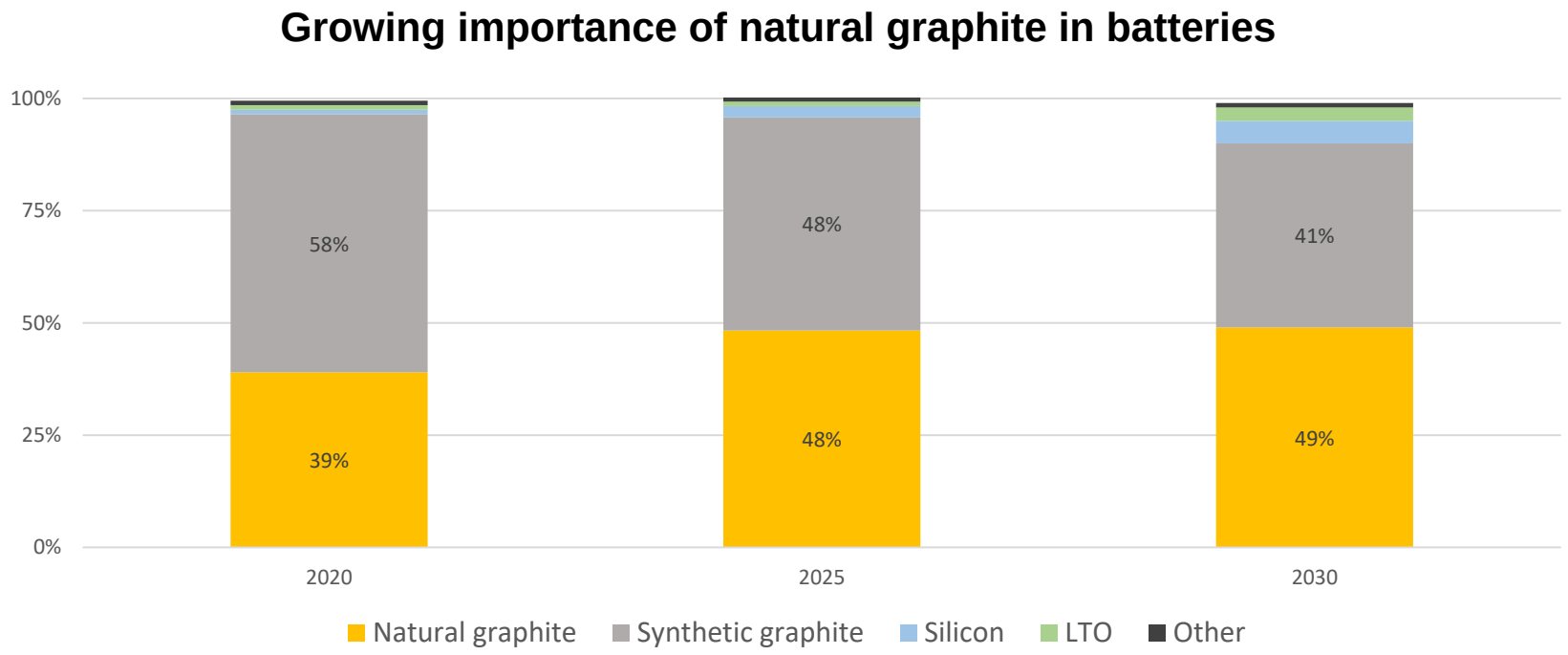

Demand for LIBs	kt	kt	kt
Synthetic graphite:	179	625	1,438
Natural graphite	182	1,079	2,805

- Natural graphite is less energy intensive to produce, much less expensive and provides greater energy density than synthetic graphite
- Tesla/Panasonic already uses 50/50 natural graphite/synthetic graphite and the “in-development” 4680 battery is expected to comprise 55-60% natural graphite / 40-45% synthetic graphite

BLACK ROCK MINING LIMITED

Sources: Public releases, Benchmark Mineral Intelligence, BMO, Tesla, Black Rock Mining

Strong outlook for natural graphite

Benchmark expects graphite market to finish in deficit in 2022, with deficits growing to ~400ktpa by 2026

Structural deficits in natural graphite predicted from 2022

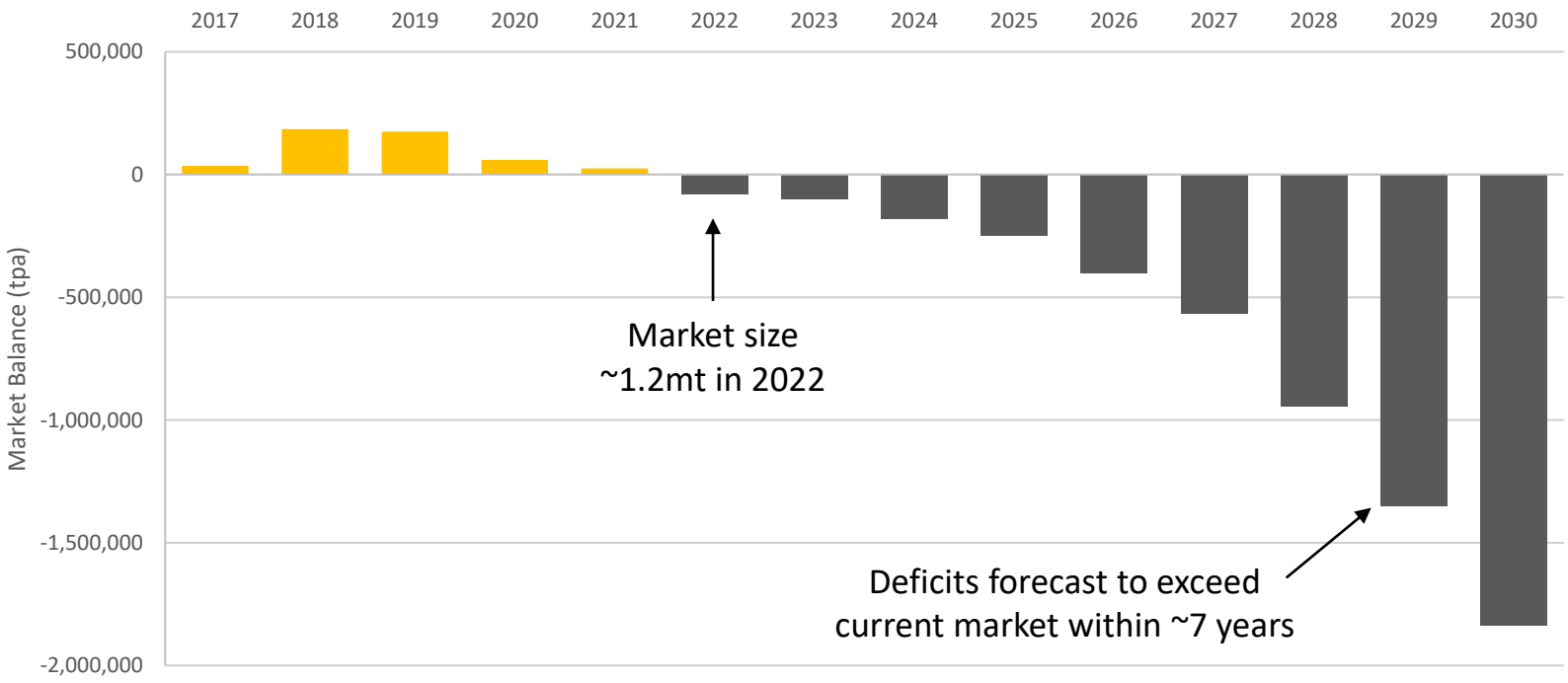

Strong demand driven by:

- Strong uptake of electric vehicles and for decarbonisation
- Natural graphite expected to exceed synthetic graphite in batteries by 2025 (vs. historic split of 60/40 SG/NG)
- Another strong demand segment is graphite foils (requires large flake graphite)

Constrained supply due to:

- Qualification requirement can add several years to development of mines
- Project debt tends to be more difficult for graphite developers due to inability to hedge graphite and dominance of China in downstream processing of graphite

Sources: Public releases, Benchmark Mineral Intelligence, Black Rock Mining

For personal use only

BLACK ROCK MINING LIMITED

Li-ion battery raw materials supply chain by country

Graphite supply chain for batteries is more dependant on China than any other material

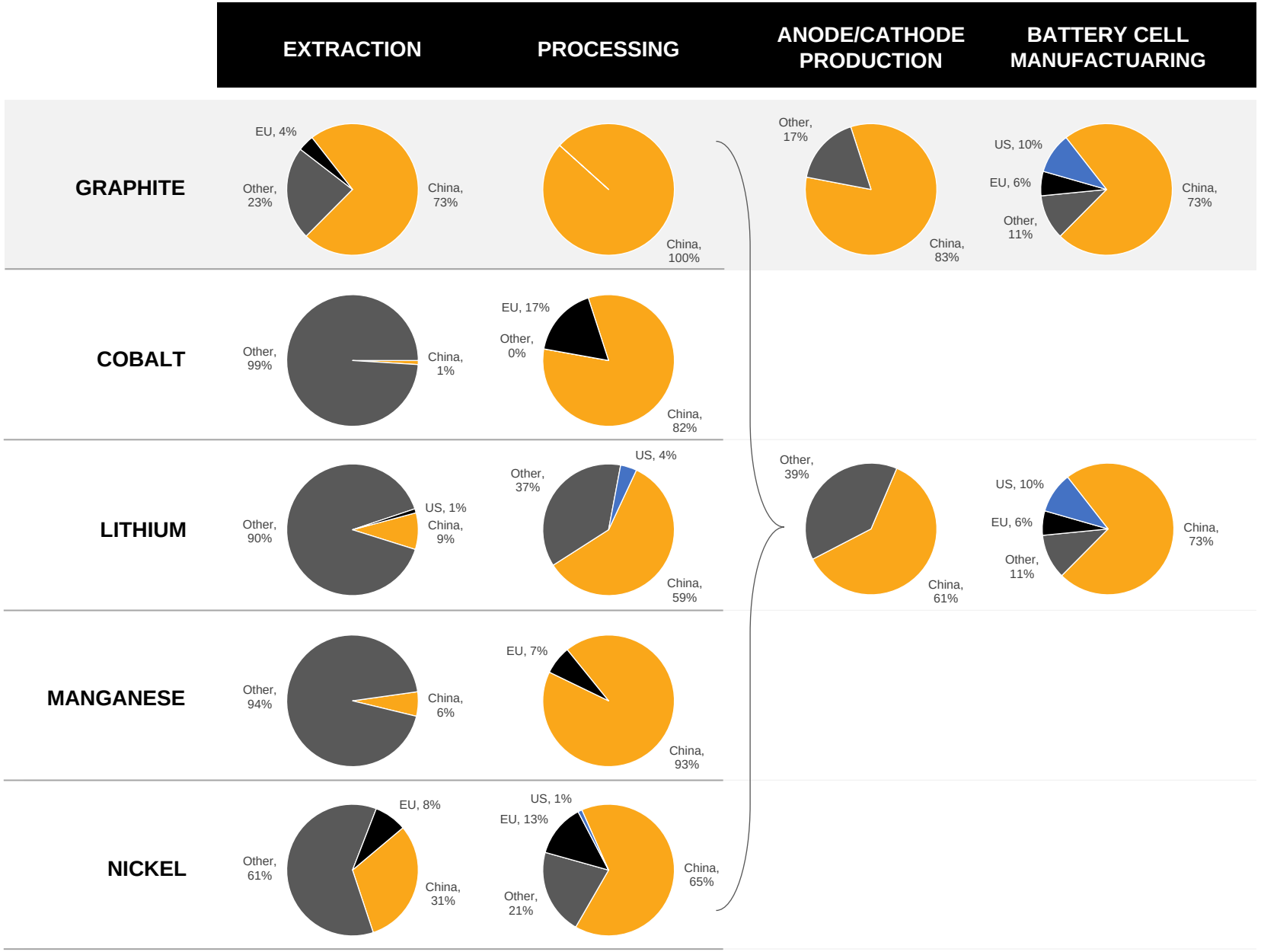

Sources: Public releases, Benchmark Mineral Intelligence, Black Rock Mining

BLACK ROCK MINING LIMITED

For personal use only

Graphite Uses

Black Rock has a diversified product mix with 60% exposure to the high margin large flake market

Price increases with flake size

SMALL FLAKE (FINES)	LARGE FLAKE	JUMBO FLAKE
Lithium-Ion Batteries	Flame Retardants	Flame Retardants
Paint & Coatings	Refractories	Gaskets & Seals
Lubricants	Aviation	Expandable Graphite
Pencils	Lithium-Ion Batteries	Fuel Cells

Natural graphite demand: Importance of batteries

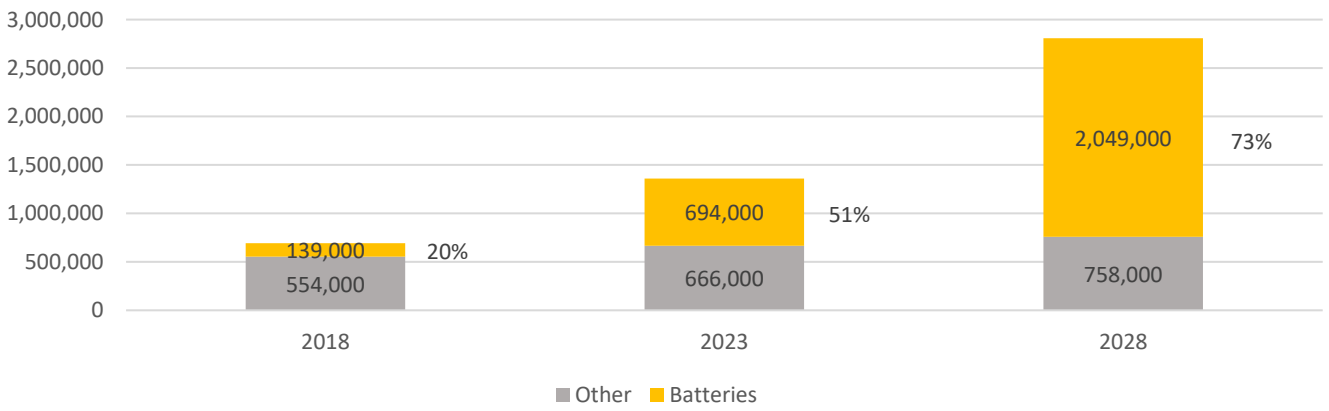

Source: Public releases, Benchmark Mineral Intelligence, Roskill, Black Rock Mining

For personal use only

BLACK ROCK MINING LIMITED

Robust Graphite prices

Current graphite prices are similar to the prices used in the eDFS for Mahenge

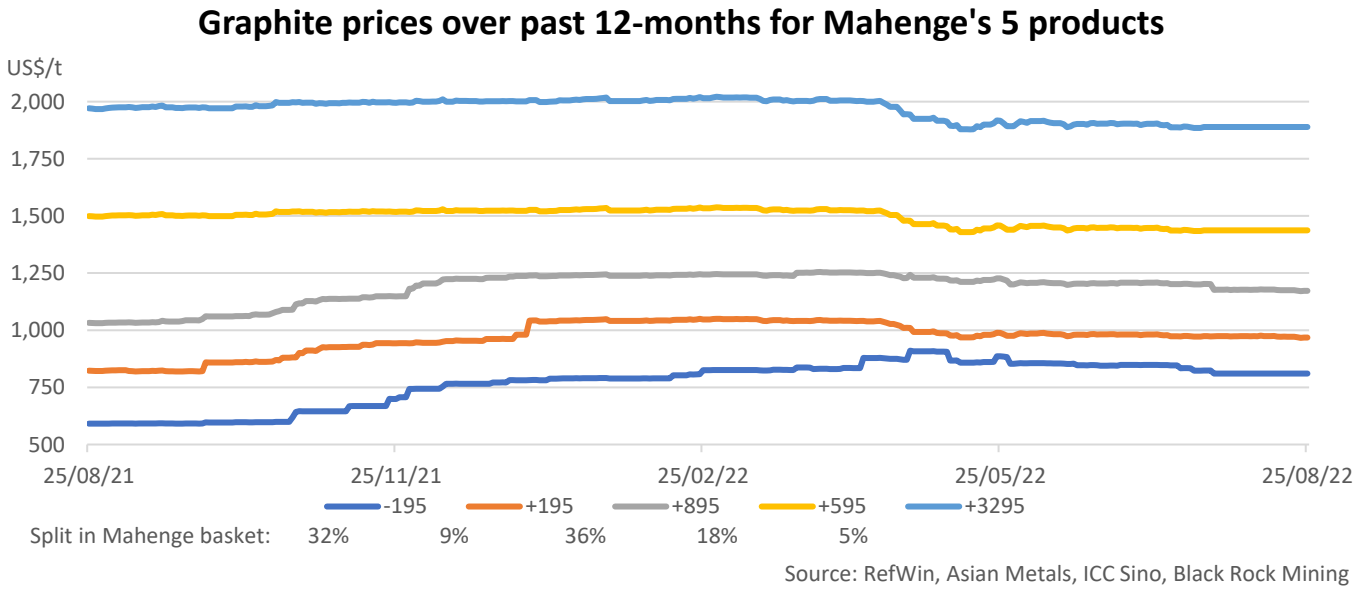

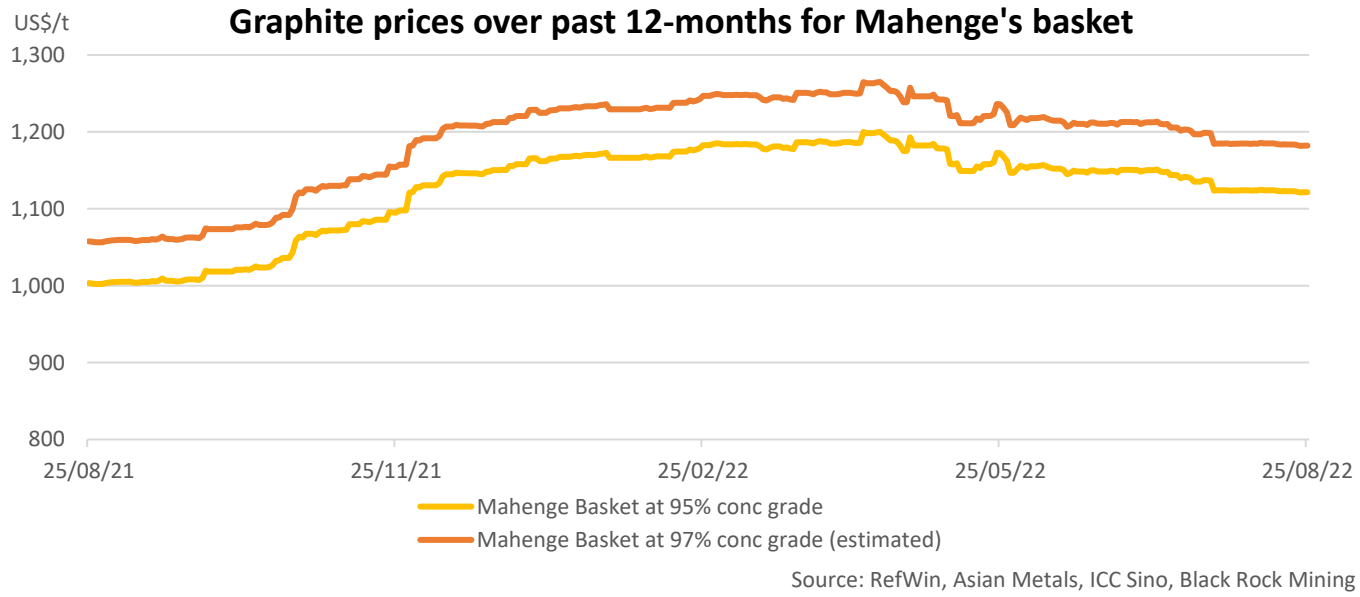

BKT sensitivity: 10% increase in basket price = 25-30% increase in NPV

For personal use only

BLACK ROCK MINING LIMITED

Premier location

Well positioned in East Africa's growing Graphite belt

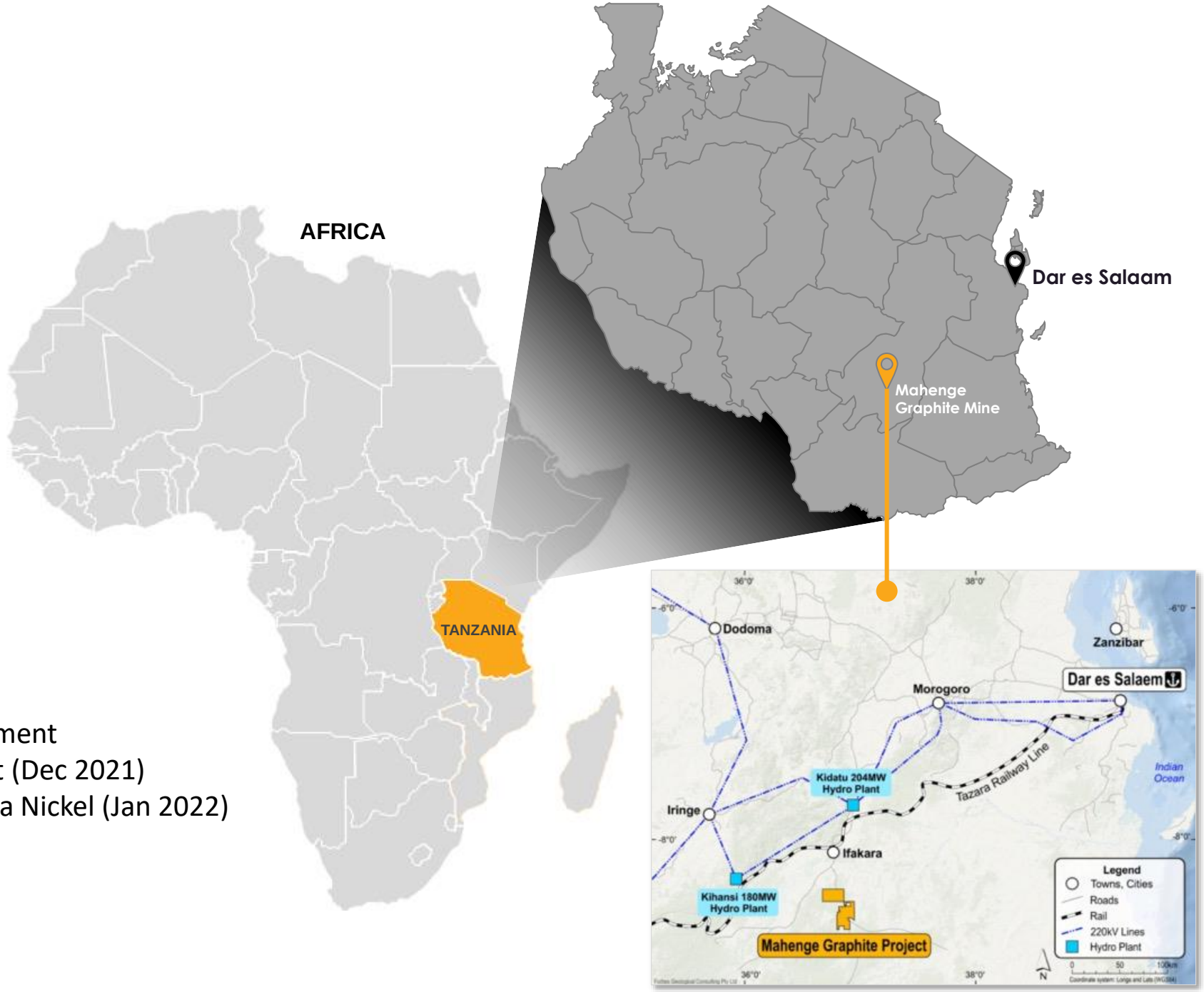

Tanzania seeking to encourage investment
- BKT signed FCI Agreement with Govt (Dec 2021)
- BHP committed US$100m in Kabanga Nickel (Jan 2022)

BLACK ROCK MINING LIMITED

For personal use only

A snapshot of the Mahenge Graphite Mine

Simple open pit mine development with outstanding forecast returns[1]

US$1.5B
$NPV_{10\ nom}$ post tax, post 16% FC

45%
Post-tax, ungeared, real IRR

83ktpa
Module 1 production (1Mtpa)

US$116M
Module 1 development capex

340ktpa
Full production (4 x 1Mtpa)

95 – 99%+ TGC purity
59% +80 mesh, 41% -80
Concentrate product

US$1,301/t
Basket graphite price (net FOB)

US$494/t
LOM All-In-Sustaining-Cost

26 years
Initial operating life

[1]See Black Rock ASX release dated 25 July 2019, Mahenge Enhanced DFS with Executive Summary. All technical parameters, including in the estimation of Mineral Resources or Ore Reserves, underpinning the estimates in the eDFS continue to apply and have not materially changed. Black Rock is assessing the merit of contract mining vs. owner-operator mining which was contemplated in the eDFS. Black Rock intends to seek quotes from contractors to update capex & opex and will update the market in due course. The estimated Ore Reserves and Mineral Resources underpinning the production and financial forecasts in the eDFS were prepared by Competent Persons in accordance with the requirements in Appendix 5A (JORC Code).

BLACK ROCK MINING LIMITED

For personal use only

ESG Focus

Digbee ESG engaged to ensure best practice

A new greener source of graphite

Hydro Electric Power

- Low carbon power supply, and transport footprint
- Reduced community vehicle interaction

Customer Markets

- Higher grade concentrate reduces manufacturing and energy consumption

Mahenge Graphite Deposit

- High-grade Graphite
- Low deleterious elements
- Low strip ratio

Diversity

- Meaningful increase in supply chain diversity

Dry Tailings

- Dry stack tailing
- Do not compete with local communities for water

Simple Processing

- Three stage polishing
- No wet screen
- Low energy

For personal use only

BLACK ROCK MINING LIMITED

Graphite Playbook

Sequential development that is customer driven

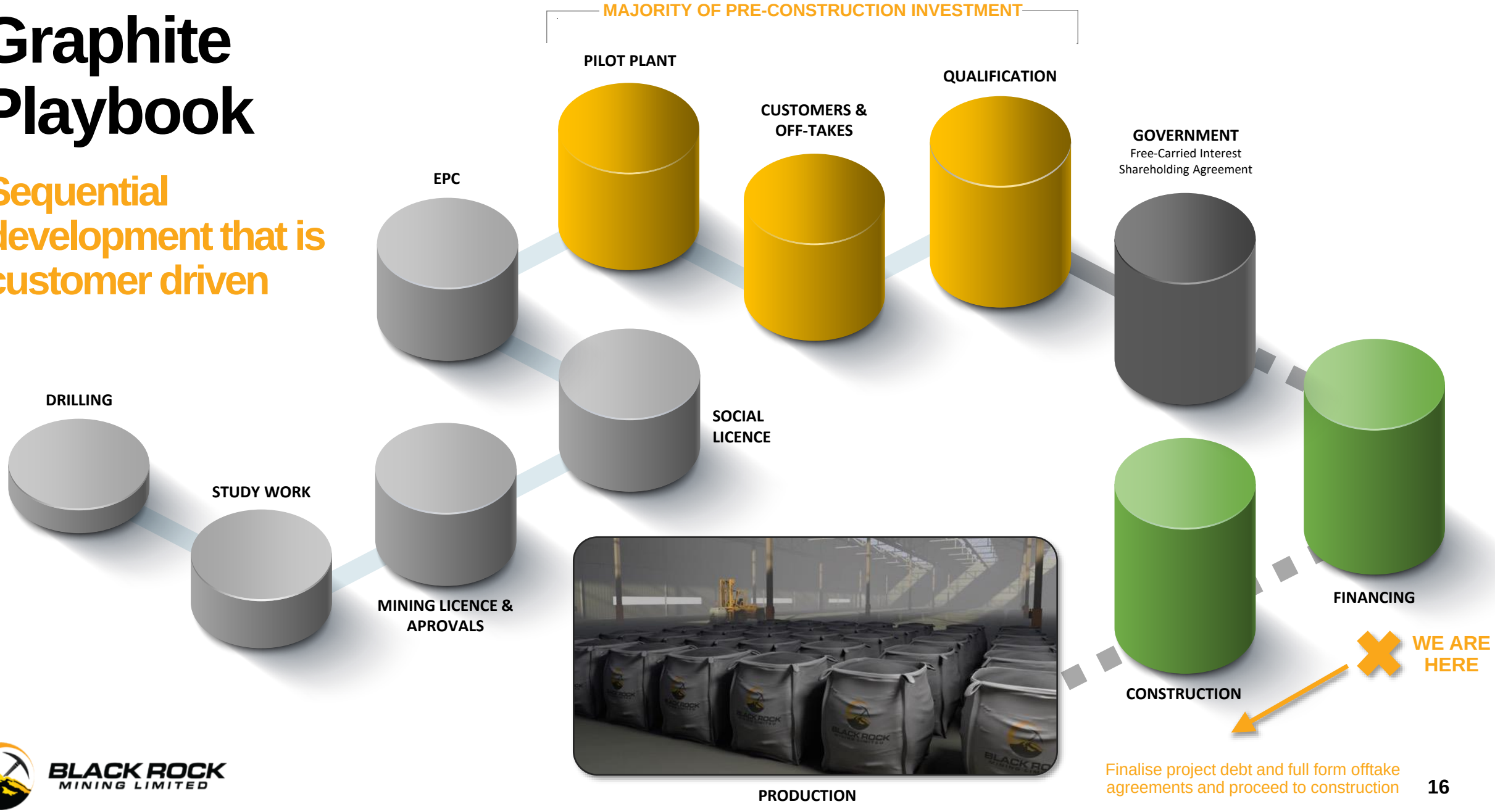

Finalise project debt and full form offtake agreements and proceed to construction

BLACK ROCK MINING LIMITED

For personal use only

For personal use only

Development Timetable

Aiming to have debt finance in place for Module 1 in the next few months.

Major construction activities expected to commence late CY22

- Debt process underway, aiming to finalise debt in the next few months[1]
- Black Rock is targeting up to 50-60% debt via traditional project finance
- Construction period 15 months[2]
- Targeting first production from Module 1 in CY24

Module 1
1mtpa

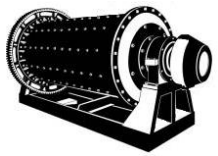

Capex US$116m[2]
Production 83ktpa+

Module 2
1mtpa

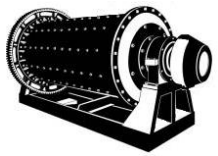

Funded from FCF
Production 83ktpa+

Module 3
1mtpa



Funded from FCF
Production 83ktpa+

Module 4
1mtpa



Funded from FCF
Production 83ktpa+

BLACK ROCK MINING LIMITED

[1]Independent Technical Expert reports nearing completion
[2]Mahenge eDFS July 2019

Advancing Next Steps

Black Rock expects to complete a number of important de-risking milestones over the next ~6 months

- Project milestones:
  - Grant of SML to unify existing MLs (already agreed with Govt)
  - Complete early works and Resettlement Action Plan
  - Continue to recruit for key roles, particularly in Tanzania
- Offtake milestones:
  - Aiming to add additional offtake partners for Module 1
  - Complete full form agreements with offtake partners
  - Complete full form agreement for prepayments
- Project Debt milestones:
  - Indicative term sheets provided by lenders
  - Credit approved term sheets provided by lenders
  - Financial Close in the next few months
- Targeting construction start later this year
- In parallel, progress strategic discussions with Urbix (MOU signed July 2021)

For personal use only

Black Rock: The premier graphite exposure

A world-class deposit with a superior development strategy

For personal use only

01 Upstream focus with highly economic mine project

02 Deep evaluation work for Tier 1 scale project

03 Leading product purity and residual chemistry

04 Modular market entry and growth strategy

05 Realistic and transparent graphite price views

06 Premier location and logistics options

07 Fit-for-purpose project execution plan

08 Responsibly sourced, greener, sustainable graphite

09 Blended, risk-adjusted finance process

10 Superior stakeholder engagement

For personal use only

BLACK ROCK
MINING LIMITED

John de Vries

Managing Director and CEO

T: +61 438 356 590

E: jdv@blackrockmining.com.au

A: Level 1, 1 Walker Avenue
West Perth WA 6005

www.blackrockmining.com.au

Richard Crookes

Chairman

E: richard.crookes@blackrockmining.com.au

Steuart McIntyre

GM Corporate Development

T: +61 413 555 609

E: sm@blackrockmining.com.au

Elvis Jurcevic

Investor Relations

T: +61 408 268 271

E: ej@blackrockmining.com.au

blackrockmining

@BlackRockMining

Appendix

For personal use only

BLACK ROCK
MINING LIMITED

For personal use only

Why Black Rock ?

Unique competitive advantages driven by Geology and Geography

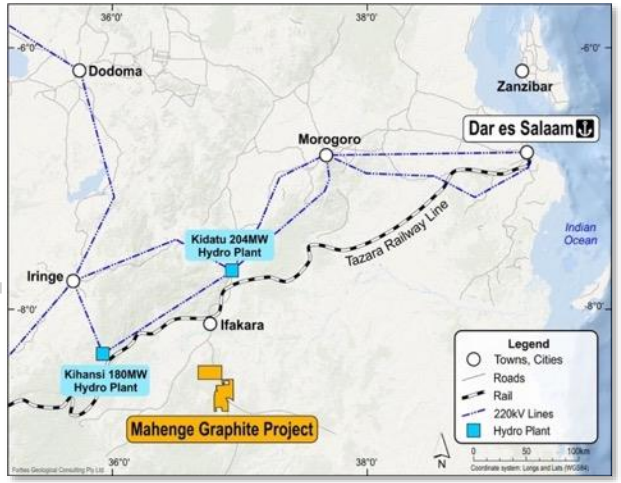

GEOLOGY

- ★ Mahenge's 213mt resource makes it the 4th largest graphite resource in the world[1]
- ★ Low deleterious impurities and favourable metallurgy means that Mahenge is able to produce up to 99% TGC concentrate purity, solely with conventional flotation processing

GEOGRAPHY

- ★ Access to key infrastructure, Grid Power, Rail, Airstrip, Water and Tailings disposal (dry stack)
- ★ Logistics advantages with processing through Dar es Salaam high volume container port

Low Technical Risk

- ★ Substantial pilot plant operations of 110 tonnes
- ★ Direct access to rail, grid power, water allows for sustained lower cost operation
- ★ Production underwritten by strategic partnership with POSCO and off-take agreements

High Margin[1]

- ★ AISC margin of 63.1%
- ★ Mine can produce three grades of product which provides the capacity to switch to higher quality product to achieve pricing premiums
- ★ Mahenge has a very low life of mine strip of 0.8:1

Low Capex[1]

- ★ Lowest peak capital expenditure per annual tonne of production of any development stage global graphite project
- ★ Modular operating model

Superior Economics[2]

- ★ NPV_{10} of US$1.489Bn
- ★ IRR 44.8%
- ★ 63.1% Margin

[1]As released on ASX on 3 February 2022:: BKT Confirms 25% increase in Measured Resources
[2]At a discount rate of 10% nominal / 8% real. Refer to Black Rock's Mahenge eDFS July 2019 and forecast project economics and footer on Slide 14.

BLACK ROCK MINING LIMITED

Battery demand growth

A synchronised global technology change is underway and is expected to drive strong demand for battery materials

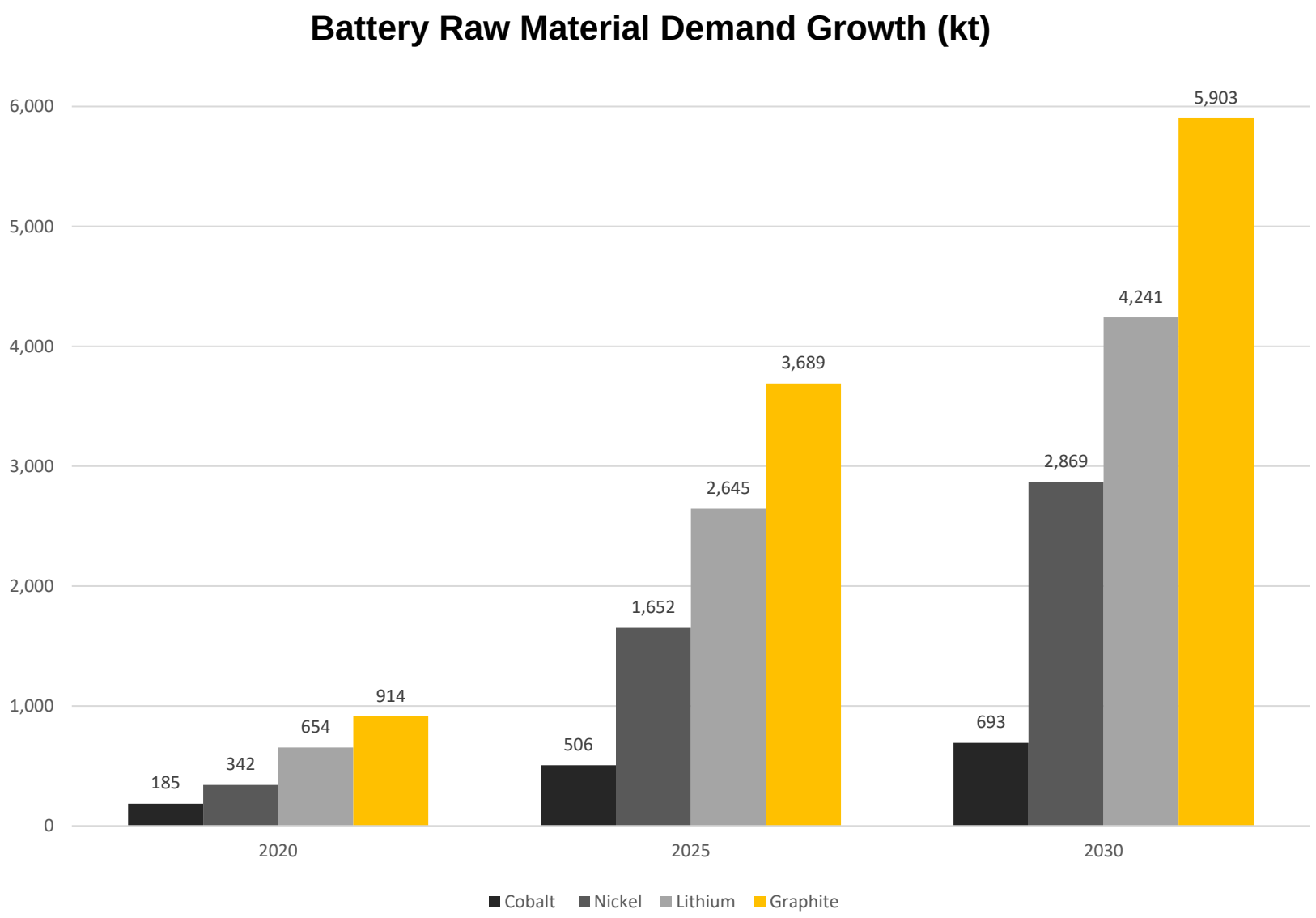

Sources: Public releases, Benchmark Mineral Intelligence Jan 2022, Black Rock Mining

For personal use only

Offtake Agreements

Almost 90% of Mahenge's Module 1 production is under binding offtake or option

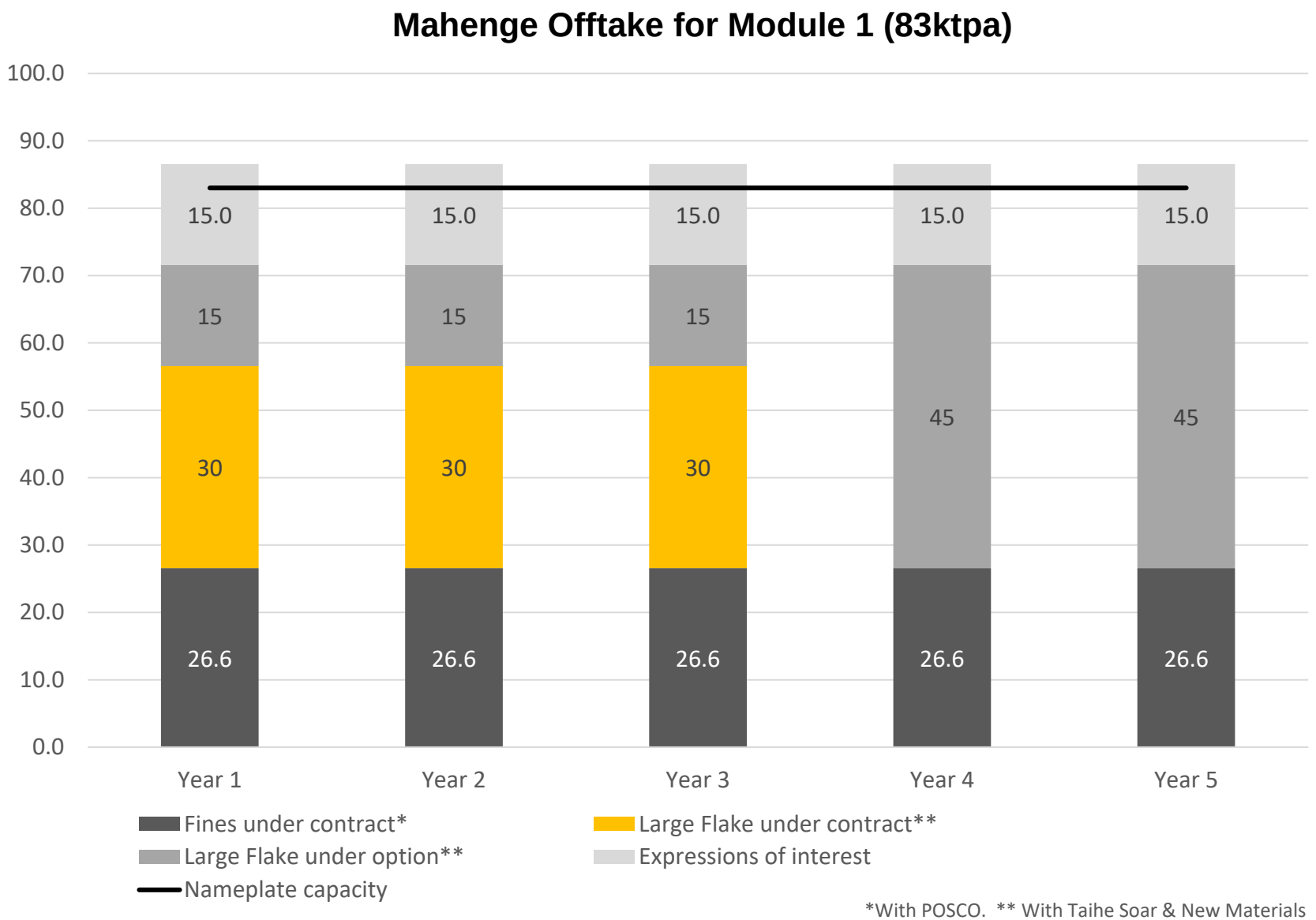

*With POSCO. ** With Taihe Soar & New Materials

For personal use only

BLACK ROCK MINING LIMITED