For personal use only

30 August 2022

Presentation to 2022 Africa Down Under

Southern Palladium Limited (ASX:SPD) releases the attached presentation which Managing Director Mr. Johan Odendaal will present today to the 2022 Africa Down Under Conference in Perth.

The full version of the presentation (including a video) will be available on the Company's website at www.southernpalladium.com/site/investor-centre/presentation

Authorised by the Company Secretary

For further information, please contact:

Johan Odendaal
Managing Director
Southern Palladium
Phone: +27 82 557 6088
Email: johan.odendaal@southernpalladium.com

Media & investor relations inquiries: Sam Jacobs, Six Degrees Investor Relations: +61 423 755 909

Follow @SouthernPalladium on Twitter

Follow Southern Palladium on LinkedIn

For personal use only

SOUTHERN PALLADIUM LIMITED

Developing the Bengwenyama Project for a Cleaner Future

ADU PRESENTATION | AUGUST 2022 | ASX: SPD | JSE: SDL

Disclaimer

The following disclaimer applies to this investor presentation (Presentation). You should read this disclaimer carefully before reading or making any other use of this Presentation or any information contained in this Presentation. By accepting this Presentation, you represent and warrant that you are entitled to receive this Presentation in accordance with the restrictions, and agree to be bound by the limitations, contained within it. This presentation has been prepared by Southern Palladium Limited ACN 646 391 89 (Company) for the purposes of its non-deal roadshow.

This Presentation contains summary information about the Company and its subsidiaries (Group) and their activities which is current only as at the date of this Presentation. The information in this Presentation is of a general nature and does not purport to be complete or comprise all the information which a prospective investor may require in evaluating a possible investment in the Company or that would be required in a prospectus or other disclosure document prepared in accordance with the requirements of the Corporations Act 2001 (Cth) (Corporations Act). The distribution of this Presentation (including an electronic copy) outside Australia may be restricted by law. If you come into possession of this Presentation, you should observe such restrictions and seek your own advice on such restrictions. Any non-compliance with these restrictions may contravene applicable securities laws.

The information contained in this Presentation is not financial product, investment, legal, taxation or other advice or any recommendation to acquire securities in the Company. No reliance may be placed for any purpose whatsoever on the information contained in this Presentation. This Presentation does not and will not form any part of any contract for the acquisition of securities in the Company. This Presentation has been prepared without taking into account your investment objectives, financial situation or particular needs. Before making an investment decision, you should make your own enquiries and investigations, and consider whether it is a suitable investment for you in light of your own investment objectives, financial situation and particular needs, having regard to the merits or risks involved. An investment in securities in the Company is subject to investment and other known and unknown risks, some of which are beyond the control of the Group. The Company does not guarantee any particular rate of return or the performance of its securities, nor does it guarantee any particular tax treatment. You should carefully consider the risks outlined in this Presentation before making an investment decision.

This Presentation contains forward looking statements, including statements regarding the Company's intentions, beliefs or current expectations about the Group's business and operations, and market conditions. Forward looking statements can generally be identified using forward looking words such as, “expect”, “anticipate”, “likely”, “intend”, “should”, “could”, “may”, “predict”, “plan”, “propose”, “will”, “believe”, “forecast”, “estimate”, “target” and other similar expressions. Forward looking statements are provided as a general guide only and should not be relied upon as an indication or guarantee of future performance. Forward looking statements involve known and unknown risks, uncertainties, assumptions and contingencies which are subject to change without notice, as are statements about market and industry trends which are based on interpretations of current market conditions. Actual results, performance or achievements may vary materially from any forward looking statements and the assumptions on which statements are based. Except as required by law or regulation, the Group disclaims all obligations to update publicly any forward looking statements, whether as a result of new information, future events or results or otherwise. Past performance information given in this Presentation is given for illustrative purposes only and should not be relied upon as an indication of future performance.

Certain market and industry data used in connection with this Presentation may have been obtained from research, surveys or studies conducted by third parties, including industry or general publications. Neither the Group nor its representatives have independently verified any such market or industry data provided by third parties or industry or general publications. No representation or warranty, express or implied, is made as to its fairness, accuracy, correctness, completeness or adequacy.

None of the Group's advisers, directors, officers, employees or agents have authorised, permitted or caused the issue, dispatch or provision of this Presentation nor, except to the extent referred to in this Presentation, made or purported to make any statement in this Presentation. To the maximum extent permitted by law, the Group and its advisers expressly disclaim all liabilities and responsibility in respect of any expenses, losses, damages or costs incurred by any recipient as a result of the use or reliance on anything contained in or omitted from the information in this Presentation, including, without limitation, any liability arising from fault or negligence or otherwise, and make no representation or warranty, express or implied, as to the fairness, currency, accuracy, reliability or completeness of the information contained in this Presentation.

This Presentation does not constitute an offer to sell, or the solicitation of an offer to buy, any securities in the United States. This Presentation may not be distributed or released in the United States. Securities in the Company have not been, nor will be, registered under the U.S. Securities Act of 1933, as amended (U.S. Securities Act) or the securities laws of any state or other jurisdiction of the United States. Accordingly, the securities in the Company may not be offered or sold, directly or indirectly to, persons in the United States or persons who are acting for the account or benefit of a person in the United States unless they have been registered under the U.S. Securities Act (which the Company has no obligation to do so or procure) or in a transaction exempt from, or not subject to, the registration requirements of the U.S. Securities Act and any other applicable U.S. state securities laws.

All dollar values are in Australian dollars, unless otherwise stated.

For personal use only

Bengwenyama Project Highlights – Unlocking Substantial Value

For personal use only

- In the heart of the Eastern Limb of the Bushveld Complex which holds approx. 72% of the world's PGM resources.
- Shallow, advanced exploration Platinum Group Metals (PGM) opportunity
- Bengwenyama Project 100%: Inferred JORC (2012) Resource: 19Moz (3 PGE+Au) | Exploration target: Additional 134–201Mt at 3.5–5.2 (3 PGE + Au g/t)
- Phase 1 drilling programme has commenced in August 2022
- Two-year program aimed at delivering PFS for a significant sized new mine followed by the submission of a Mining Right Application
- A single local community strongly supportive of development

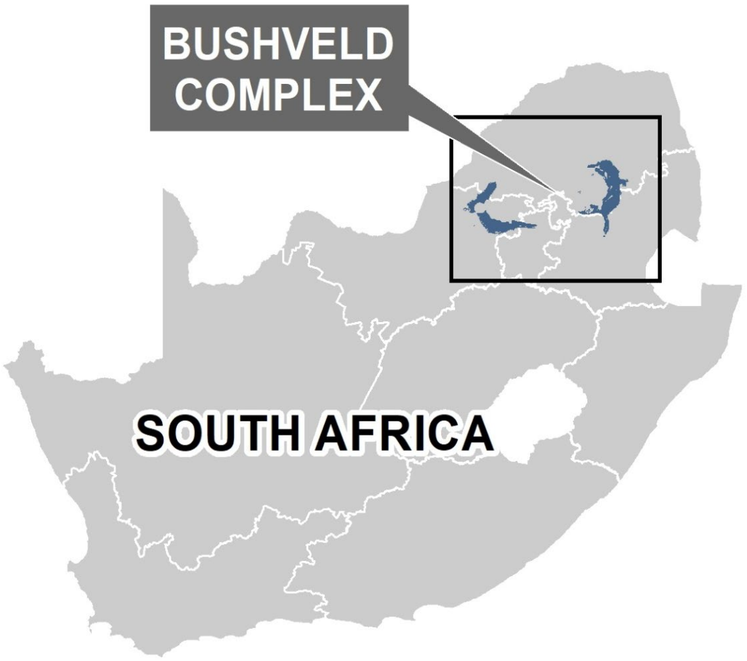

Note that the potential quantity and grade of the Exploration Target is conceptual in nature, that there has been insufficient exploration to estimate a Mineral Resource and that it is uncertain if further exploration will result in the estimation of a Mineral Resource (See Appendix).

SPD Corporate and Asset Ownership Structure

Southern Palladium Ownership – Post IPO

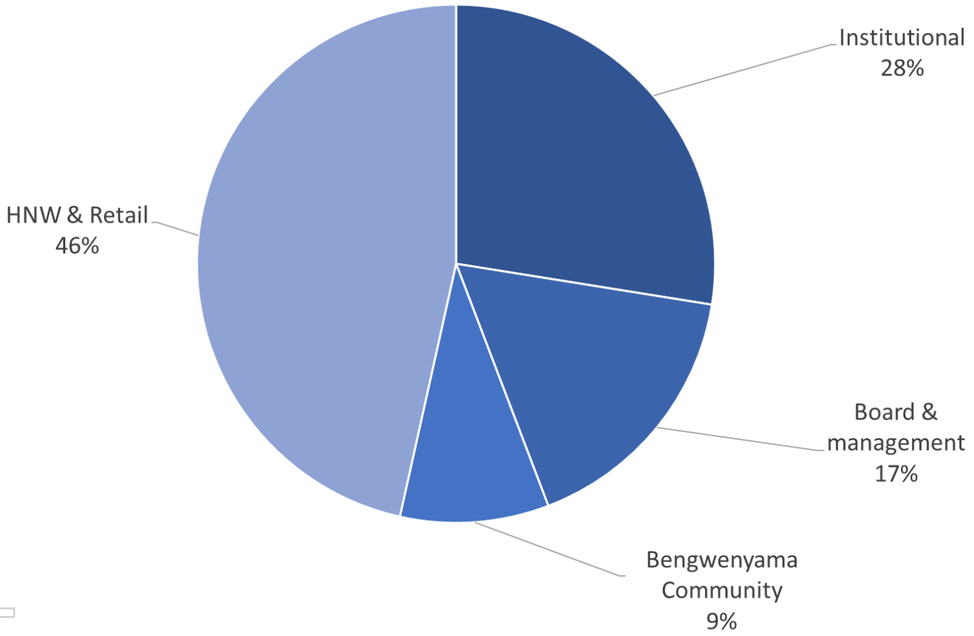

Total number of shares issued	89.75 million
Founder Deferred Shares*	1.2 million
Options at 75% of issue price	7.34

* Issued if at least 2,000,000 oz of PGE (4E) Reserves have been identified, comprising at least 15 million tonnes and a grade of at least 3.0 grams per tonne within four years after the IPO date

Listed on both the ASX and JSE on 8 June 2022

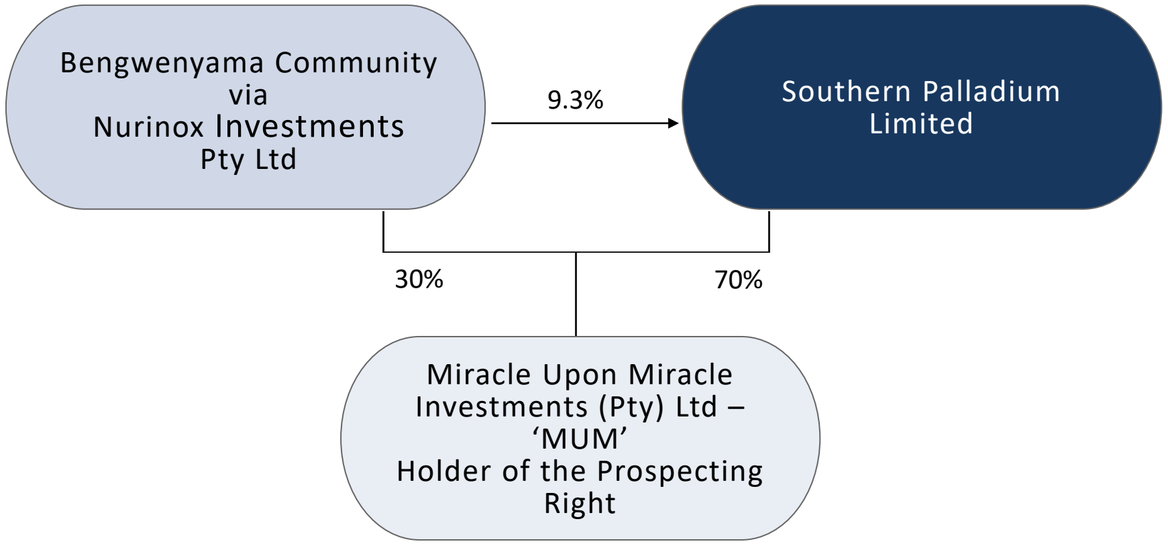

Market Cap and EV	
Market cap @ A$0.92 cps	A$83m
Enterprise value	~A$66m/USD45m
Cash in Bank	A$16.56m

For personal use only

Experienced Boards & Management with Outstanding Track Record

For personal use only

Southern Palladium

NON-EXECUTIVE CHAIRMAN

Terence Goodlace

- 40+ years mining experience
- Board member and CEO of Impala Platinum Holdings Limited, South Africa's 2nd largest PGM producer
- 28 years in executive and leadership roles with Gold Fields Limited
- Currently the independent non-executive chairman of Kumba Iron Ore Limited and an independent NED at Gold Fields Limited and AfriTin Limited.

MANAGING DIRECTOR

Johan Odendaal

- 36 years' experience in mining with several years at Merrill Lynch as PGM analyst
- Diverse experience in mining consulting
- CEO of MUM (the prospecting right holder) for past 6 years

NON-EXECUTIVE DIRECTORS

Mike Stirzaker
Daan van Heerden
Rob Thomson
Geoff Hiller

COMPANY SECRETARY

Andrew Cooke

EXPLORATION AND RESOURCE GEOLOGIST

Uwe Engelmann (Minxcon managing exploration program)

- 23 years' mining and exploration industry experience in South Africa
- Held various geological positions including as Ore Resource Manager in production and exploration
- Involved in most aspects of exploration, in a wide range of geological environments and commodities including platinum

MUM

NON-EXECUTIVE – CHAIRPERSON

Adv. Lindi Nkosi-Thomas

- Bachelor of Laws (LLB) Law
- Senior Counsel and a member of the Johannesburg Bar

NON-EXECUTIVE DIRECTOR

Joel Nkosi

- B.A, B.ED degree and U.ED diploma, former Principal of the local school
- Deputy Chairman of the Traditional Council of the Bengwenyama-ya-Maswati Community

EXECUTIVE DIRECTOR – SITE MANAGER AND COMMUNITY AFFAIRS

Daniel Nkosi

- B.Ed degree , Hons degree in Labour Relations and Human Resources, Higher Diploma Organisational Development
- Human Resources professional with good all round Supervisory and Leadership expertise

CEO

Johan Odendaal

NON-EXECUTIVE DIRECTORS

Mike Stirzaker
Daan van Heerden

Concentrated PGM Location: South Africa Producing Approx. 57% of Global Primary Supply

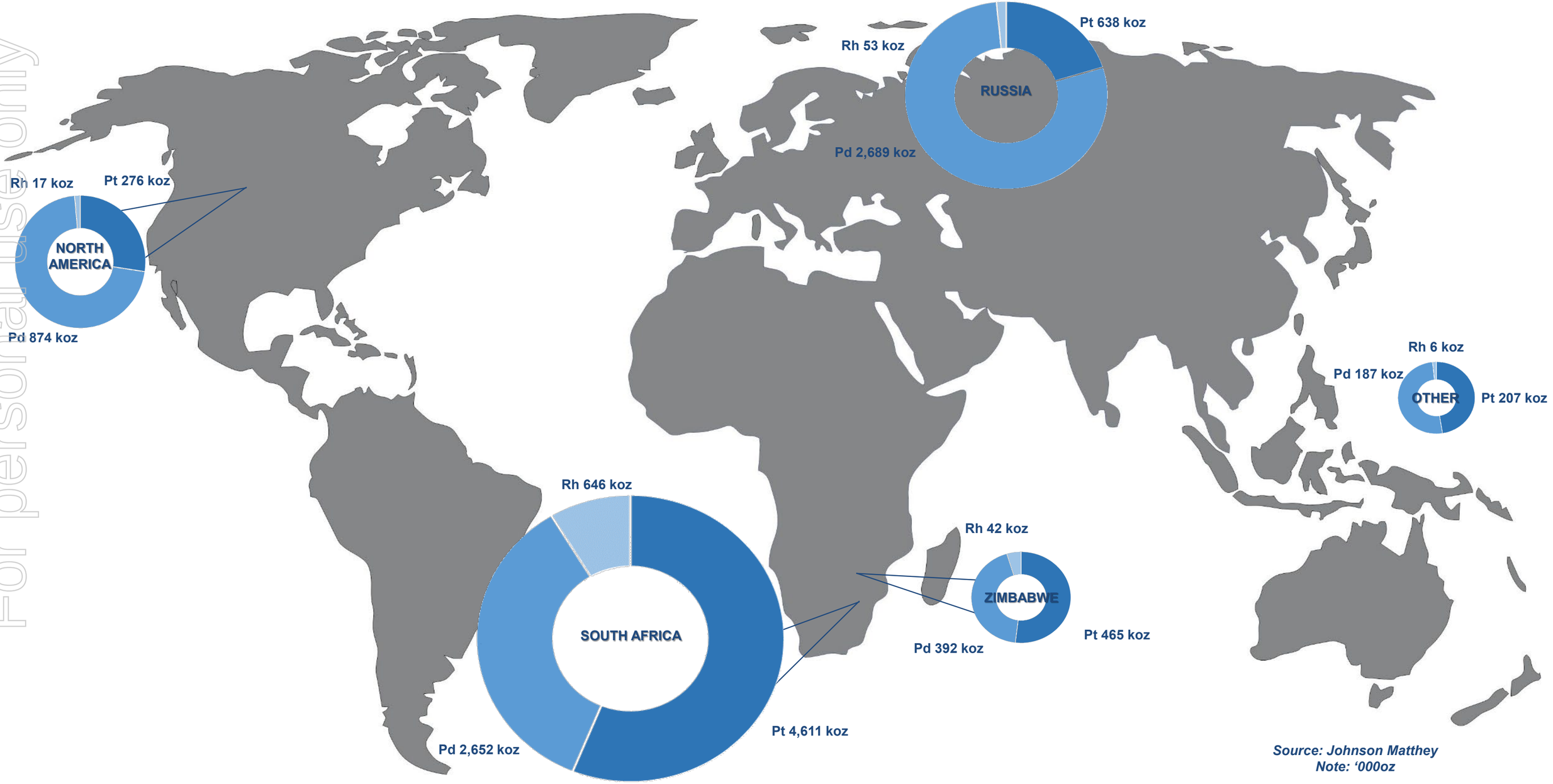

Source: Johnson Matthey
Note: '000oz

For personal use only

Video

For personal use only

Substantial Potential from Surface with High-grade Ounces from Outcrop

For personal use only

- One of the last remaining, undeveloped PGM projects to be developed from near to outcrop
- Located between Tier 1 mines, Modikwa (Angloplats/ARM) and Two Rivers (Implats/ARM)
- Amenable to conventional mining methods used in the Bushveld
- Negligible metallurgical risk. Conventional path to concentrate production
- Good availability of third-party smelting and PGM refining capacity in South Africa

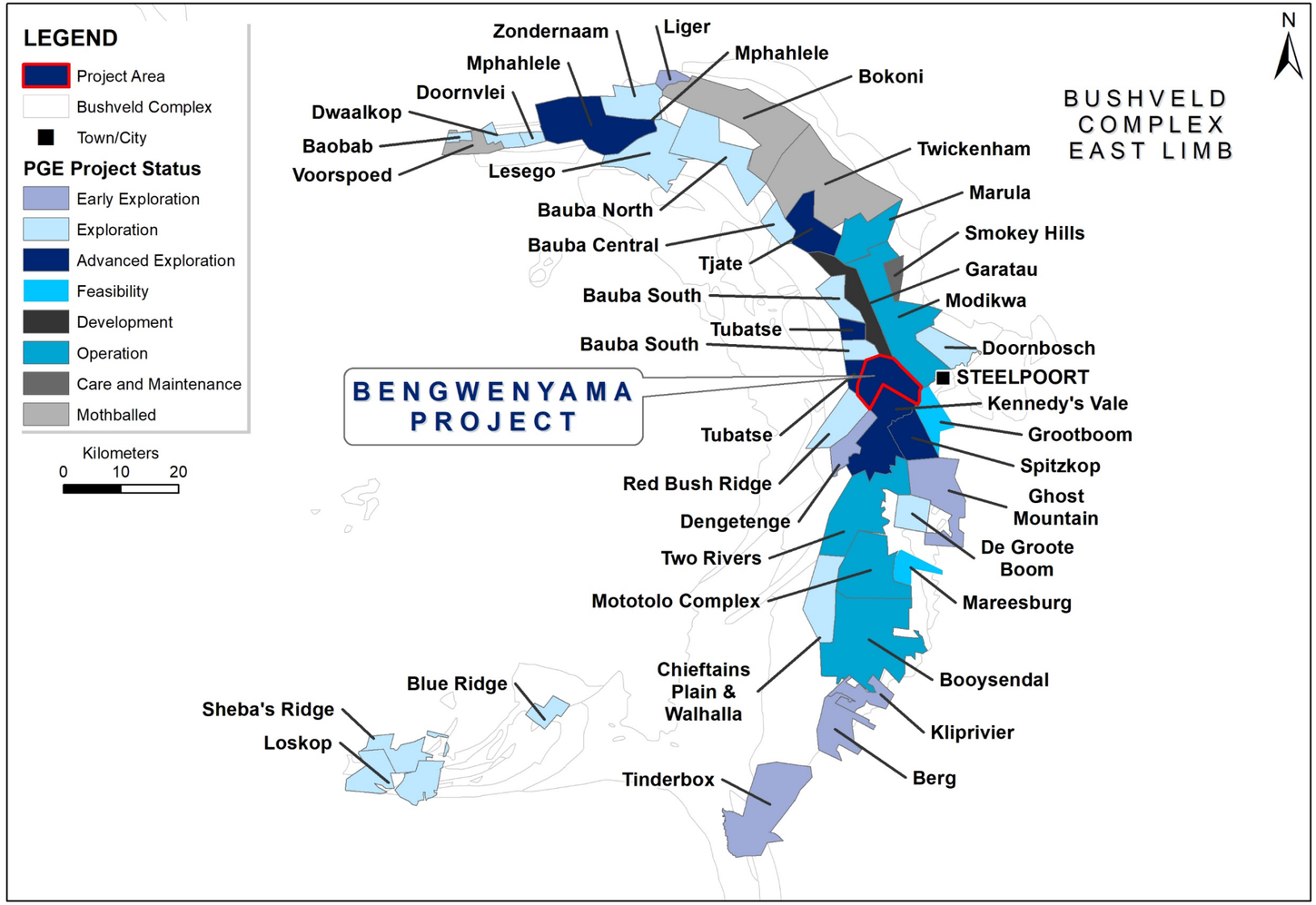

Simplified PGM Value Chain in South Africa

For personal use only

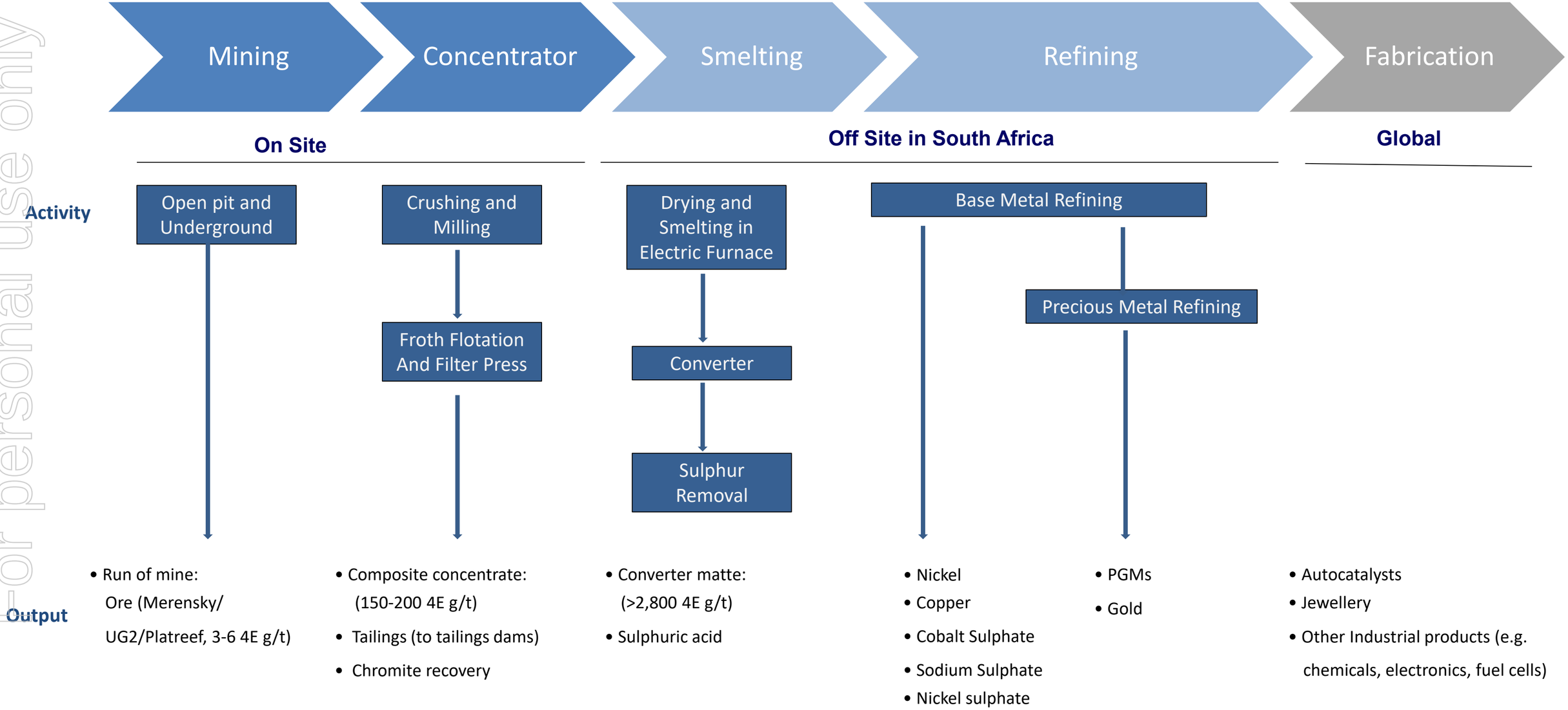

Source: Anglo American/SPD

The South African PGM Industry: The Value Chain

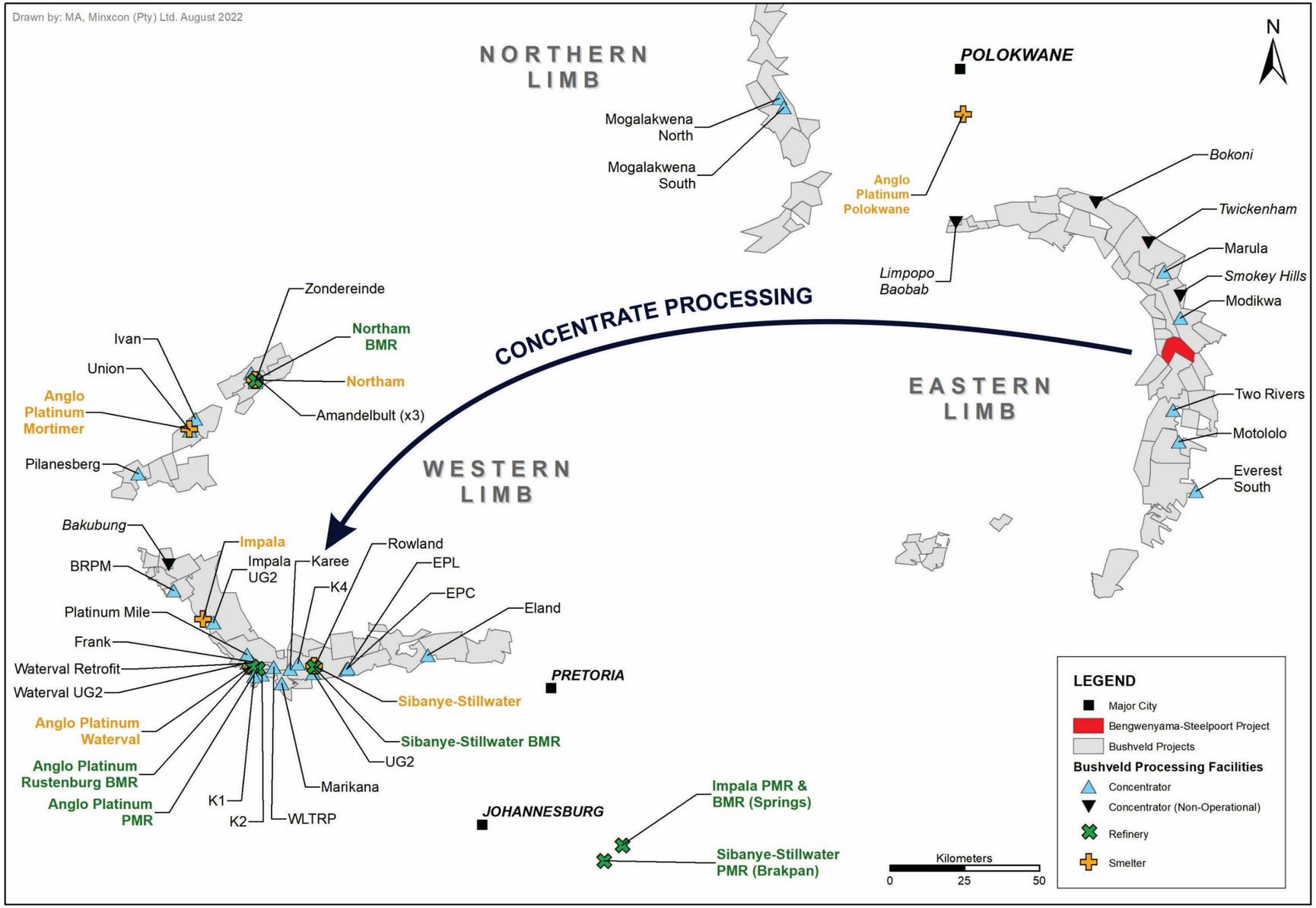

For personal use only

Revenue Dominated By Palladium + Rhodium – Favourable Prill Split

For personal use only

Drawn by: MA, Minxcon (Pty) Ltd. August 2022

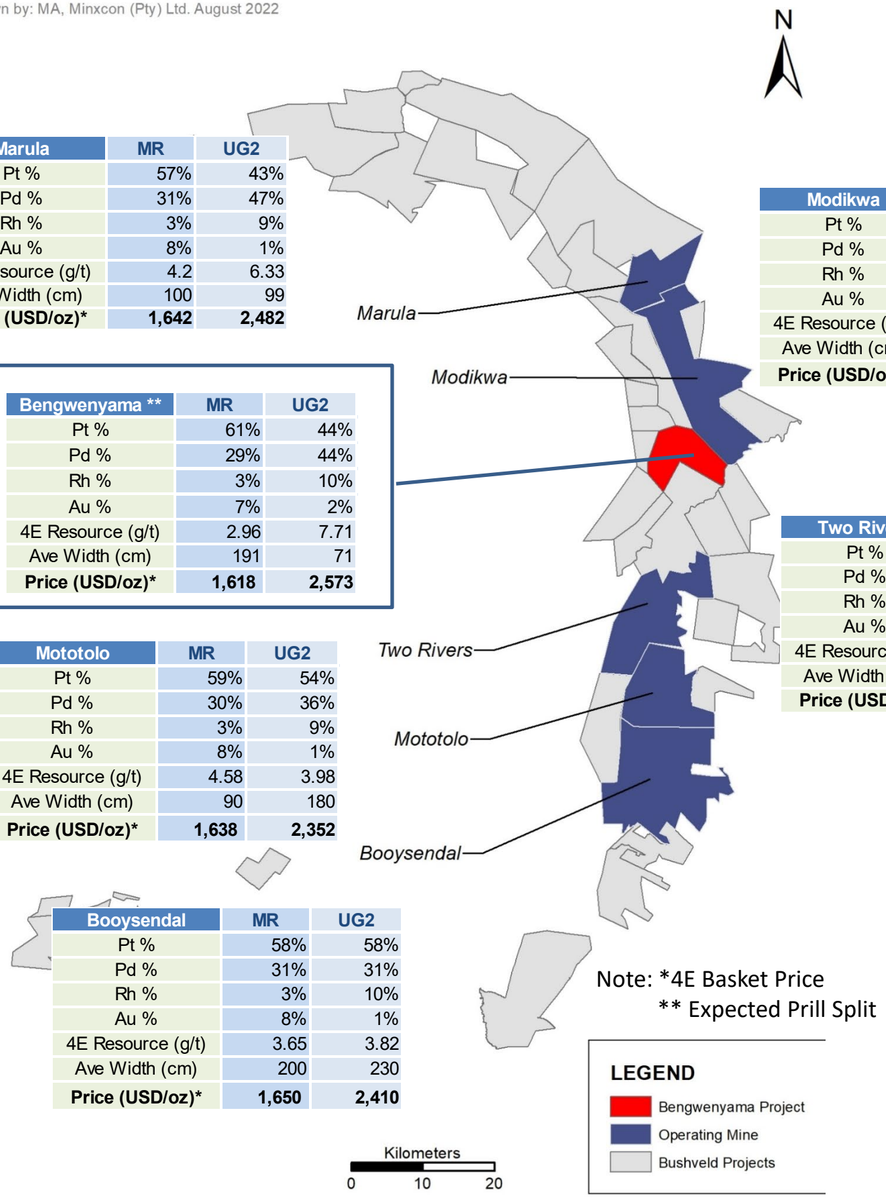

Marula	MR	UG2
Pt %	57%	43%
Pd %	31%	47%
Rh %	3%	9%
Au %	8%	1%
4E Resource (g/t)	4.2	6.33
Ave Width (cm)	100	99
Price (USD/oz)*	**1,642**	**2,482**

Modikwa	MR	UG2
Pt %	60%	44%
Pd %	31%	46%
Rh %	3%	9%
Au %	7%	1%
4E Resource (g/t)	2.89	6.00
Ave Width (cm)	180	103
Price (USD/oz)*	**1,650**	**2,470**

Bengwenyama **	MR	UG2
Pt %	61%	44%
Pd %	29%	44%
Rh %	3%	10%
Au %	7%	2%
4E Resource (g/t)	2.96	7.71
Ave Width (cm)	191	71
Price (USD/oz)*	**1,618**	**2,573**

Two Rivers	MR	UG2
Pt %	59%	54%
Pd %	32%	35%
Rh %	3%	10%
Au %	6%	1%
4E Resource (g/t)	3.51	4.57
Ave Width (cm)	181	133
Price (USD/oz)*	**1,644**	**2,458**

Mototolo	MR	UG2
Pt %	59%	54%
Pd %	30%	36%
Rh %	3%	9%
Au %	8%	1%
4E Resource (g/t)	4.58	3.98
Ave Width (cm)	90	180
Price (USD/oz)*	**1,638**	**2,352**

Booysendal	MR	UG2
Pt %	58%	58%
Pd %	31%	31%
Rh %	3%	10%
Au %	8%	1%
4E Resource (g/t)	3.65	3.82
Ave Width (cm)	200	230
Price (USD/oz)*	**1,650**	**2,410**

Note: *4E Basket Price
** Expected Prill Split

Bengwenyama Revenue Split – UG2 Reef

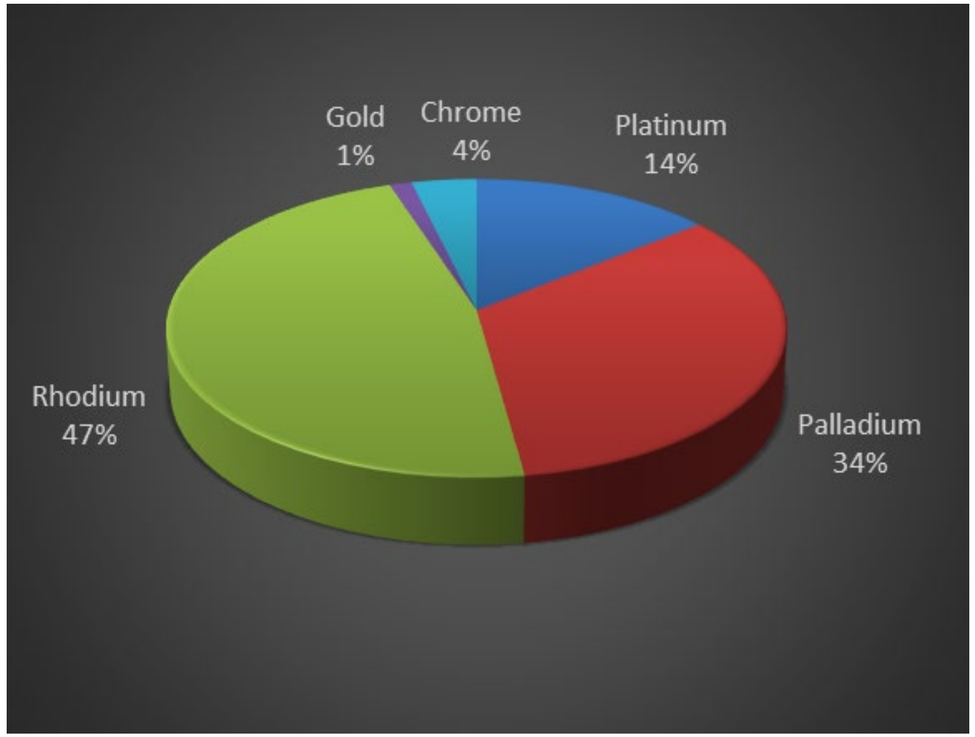

	USD/oz
Platinum	861
Palladium	2,044
Rhodium	12,600
Gold	1,739

Note: Spot Prices as at 27 Aug 2022

Excellent Project Location | Existing Infrastructure

For personal use only

Paved Road to Site

De Hoop Dam

Water Source at Entrance

Heavy Industrialised Area

Office Area

Good Drill Rig Availability

Access to Power

Mines Rescue Services Centre

Exploration Plan | 25,000m Of Drilling Over 10-12 Months

For personal use only

- Phase 1 aims at delivering JORC Indicated Resources
- Phase 2 will convert remaining Exploration Target to Inferred Resources
- Overlying Merensky Reef to be intersected, contributing to JORC Resources
- Initial reserve potential from close to surface to 500m depth
- High-definition helicopter-borne geophysical survey completed confirms confidence in orebody and absence of anomalous (Loss of Reef)

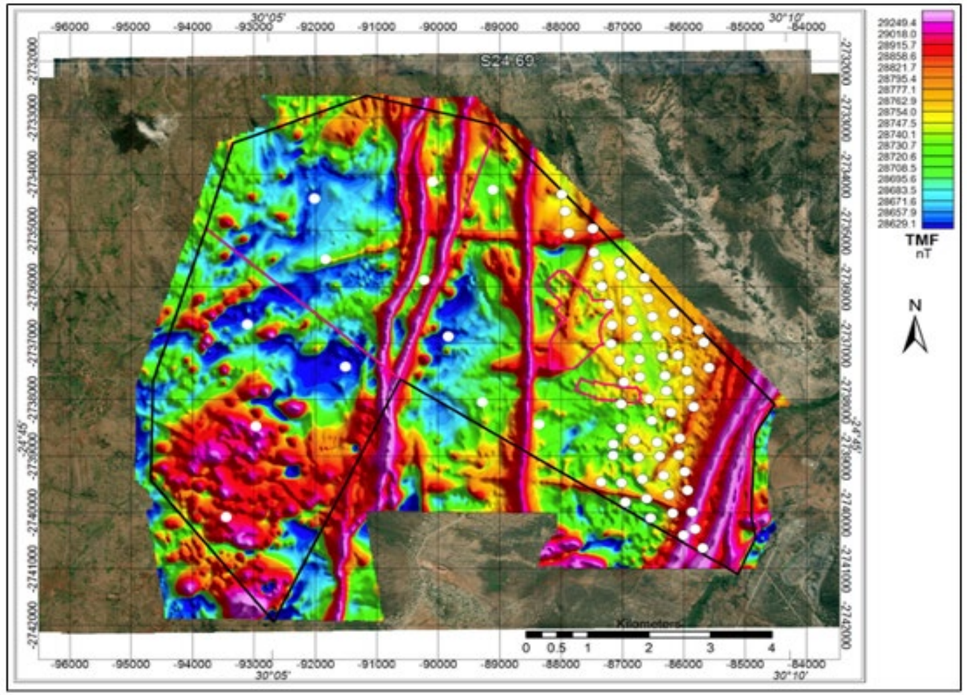

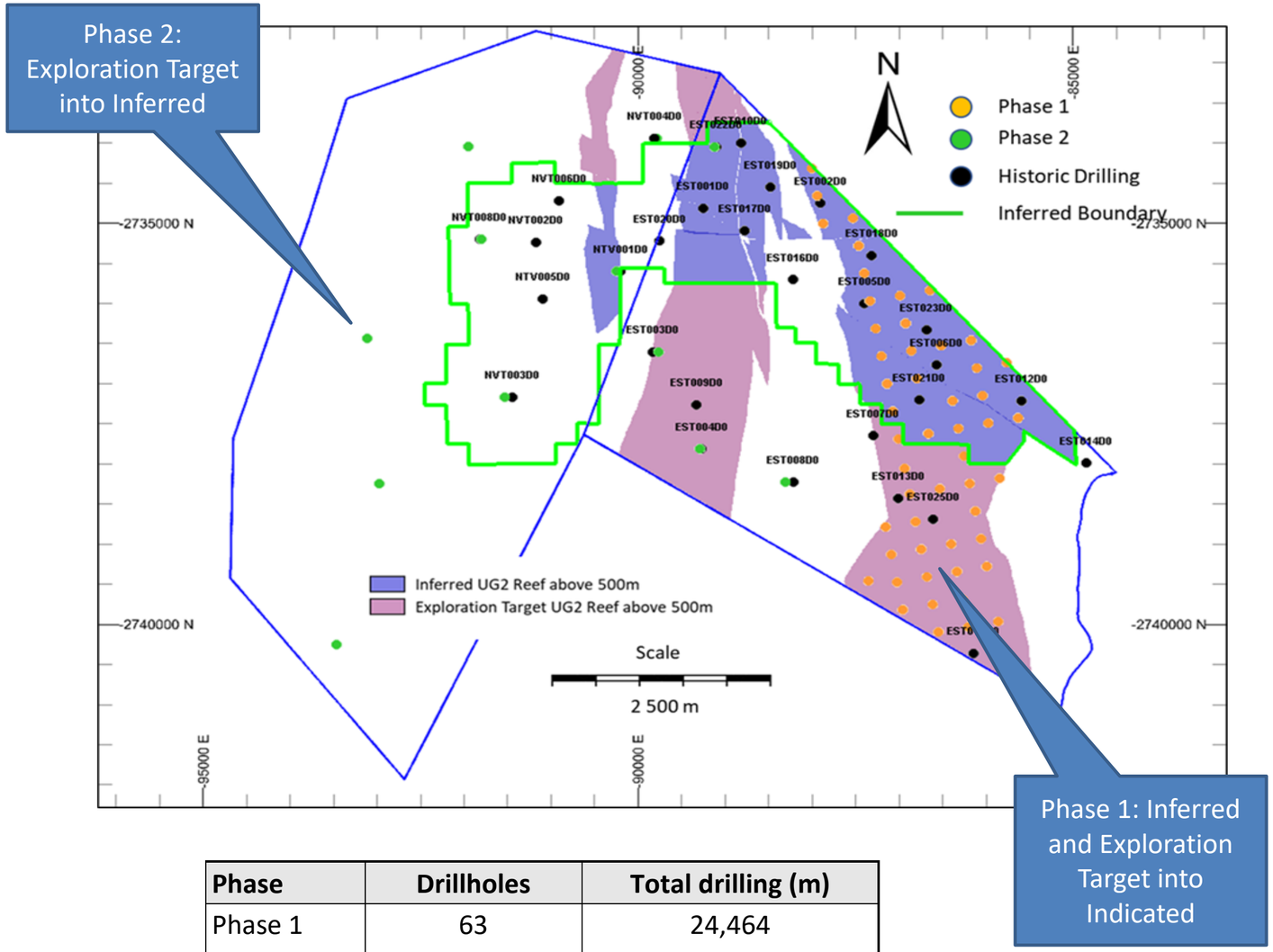

Phase	Drillholes	Total drilling (m)
Phase 1	63	24,464
Phase 2	12	13,582
Total	**75**	**38,046**

Drilling Commenced: Geomech Atlas Copco CS-1500

For personal use only

Exploration/Pre-development Timeline

ITEM	ACTIVITY	PLAN START	PLAN DURATION MONTH
1	Geophysics	1	2
2	Ph 1 Shallow Inferred Indicated Conversion	3	10
3	JORC 2012 Resource Report	12	4
4	Concept Study	6	6
5	Ph 2 Drilling Program Upgrade of the total Area	12	6
6	Updated JORC 2012 of total Area	17	4
7	Metallurgical testing	8	4
8	Pre-Feasibility Study and Reserve	10	12
9	JORC 2012 Reserve Report	22	3
10	Environmental Studies (Scoping Study)	14	6
11	Social and Labour Plan (Including Community Studies)	14	6
12	Mining Work Program	20	3
13	Lodgement of Mining Right Application	23	2

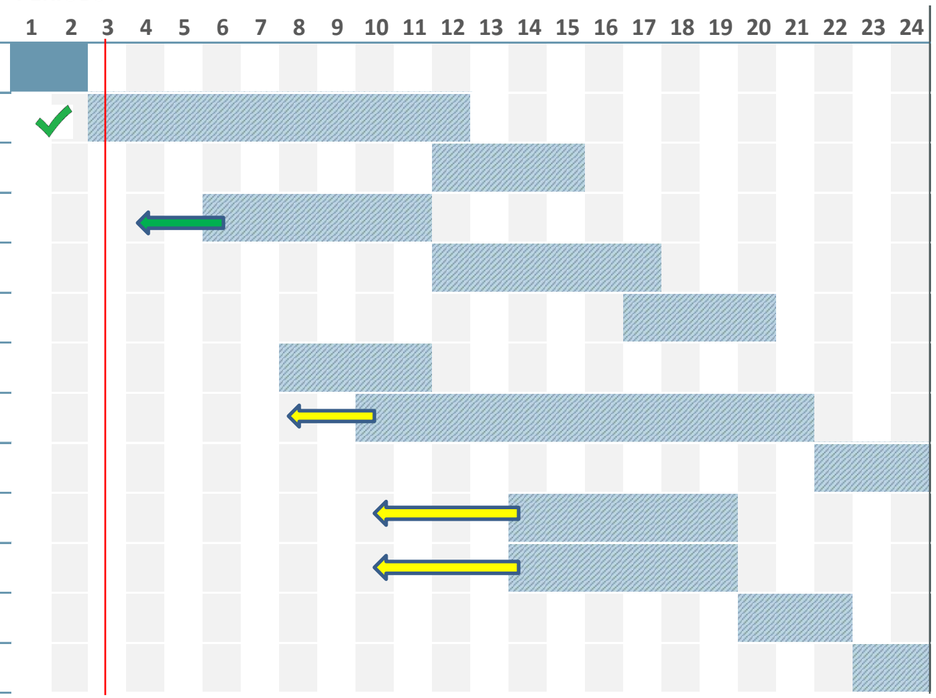

- Geophysics flyover completed in Jan 2022
- Drilling started in August 2022
- Indicated Resource within 12 months
- Concept study brought forward

- Start of pre-feasibility study in month 10 with 12 months to completion
- Aiming to lodge Mining Right Application within 24 months of IPO
- Mining Right approval typically 9-12 months from lodgement

For personal use only

Green Economy Fuels PGM Demand

For personal use only

1 Application

- Green hydrogen – Platinum and Iridium
- Fuel cells – Platinum
- Autocatalysts in Internal Combustion Engine ("ICE") – Palladium, Platinum and Rhodium still the biggest driver

2 PGM use in vehicles

- BEVs will replace some ICE
- Strict emissions standards for ICE
- Fuel cells will consume more Platinum
  - Around 6 Moz expected to be consumed in fuel cells between now and 2030

3 Rising demand for all PGMs

- More stringent emissions control legislation in next decade
- Current developments in terms of new supply and exploration are limited – the low hanging fruit has been taken
- A return of PGM prices to pre-2019 level, could possibly put 40% of SA production at risk

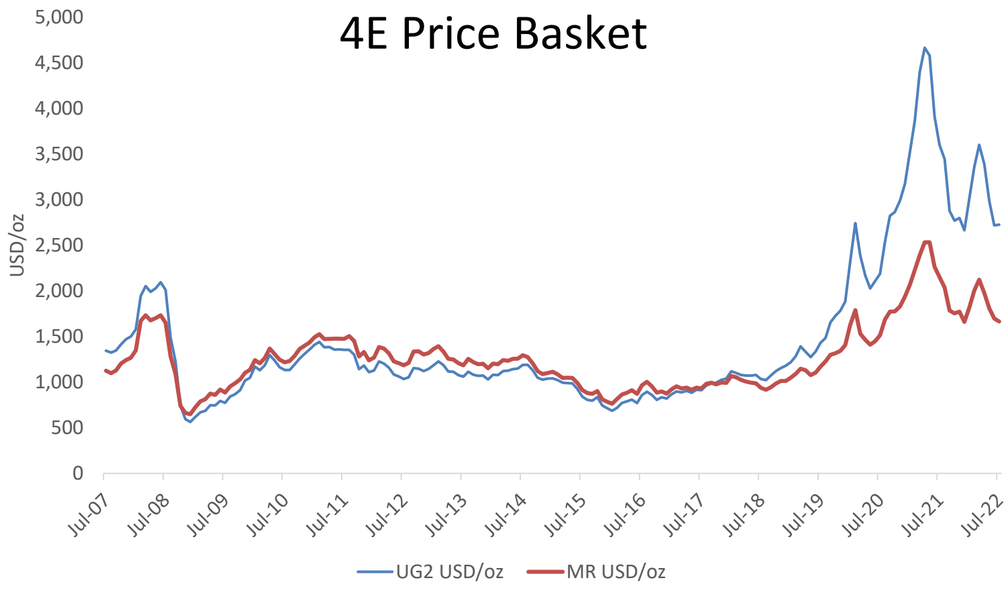

Environmental, Social And Governance

For personal use only

The SPD board members bring their collective experience in ESG matters to the management of the company and the project.

ENVIRONMENT

Our approach to environmental stewardship is based on minimising harm.

SOCIAL

The resident Bengwenyama Community is a respected partner and the sole traditional owner of the assets. The development of the project in a safe and healthy environment is designed to benefit both shareholders and the Community.

GOVERNANCE

The boards of SPD and MUM are committed to a high level of corporate governance and ethical standards.

"Bengwenyama Dream – Yes We Can!!

- *Upliftment of the Community*
- *Developing the Community and eradicating poverty by creating employment in the long term, therefore, changing lives.*
- *To change the perception of funders and other critics and show that a community can successfully develop a project.*
- *To economically contribute into the mainstream economy"*

- Bengwenyama Community Feb 2022

Investment Summary

For personal use only

LOCATION	The right address with top tier potential and with strong single community support.
UNLOCKING POTENTIAL	Potential to increase with exploration program and PFS. 70% of IPO funds into the ground over two years.
ATTRACTIVE VALUE	Currently trading at a significant discount to its peers with a market capitalisation of A$83m and EV of ~A$66m/USD45m .
GREEN ECONOMY	Global carbon reduction and ICE emission control has stimulated renewed interest in PGMs with demand fueling PGM prices over past two years.
MANAGEMENT TEAM	Management team with an outstanding track record in PGMs, South Africa, mine project development and mining experience.
RAPID ADVANCEMENT	Two-year program aimed at delivering PFS for a significant new PGM mine followed by the submission of a Mining Right Application. Shallow access allows for rapid development.

For personal use only

The information in this report that relates to Mineral Resources at the Bengwenyama Project is based on details originally reported in the Independent Technical Assessment Report (ITAR) No. R246.2021 prepared by CSA Global dated 19 April 2022 contained in the Company's Prospectus and Pre-Listing Statement dated 22 April 2022.

The information in the ITAR that relates to Technical Assessment of the Mineral Assets, Exploration Targets, or Exploration Results is based on information compiled and conclusions derived by Dr Brendan Clarke, a Partner and an employee of CSA Global. The information in the ITAR that relates to Mineral Resources is based on work undertaken by Anton Geldenhuys, a Principal Consultant and employee of CSA Global. The Prospectus containing the ITAR can be found on the Company's website at: https://www.southernpalladium.com/site/investor-centre/prospectus

The Company confirms that it is not aware of any new information or data that materially affects the information included in the ITAR. The Company also confirms that all material assumptions and technical parameters underpinning the estimates in the ITAR continue to apply and have not materially changed. In addition, the Company confirms that the form and context in which the Competent Person's findings are presented have not been materially modified.

Note the exploration target has been presented by CSA Global as follows:

Category	Reef	Minimum tonnes (Mt)	Maximum tonnes (Mt)	Minimum grade (3PGE+Au g/t)	Maximum grade (3PGE+Au g/t)
Exploration Target	UG2	45	68	5.9	8.9
Exploration Target	Merensky Reef	88	133	2.2	3.4
Total		**134**	**201**	**3.5**	**5.2**

For personal use only

SOUTHERN PALLADIUM

CONTACT

South Africa

Johan Odendaal

Managing Director

M: +27 82 557 6088

E: johan.odendaal@southernpalladium.com

Australia

Mike Stirzaker

Non-Executive Director

M: +61 411 686 641

E: mike.stirzaker@southernpalladium.com