



For personal use only

Magellan Infrastructure Fund (Currency Hedged)

Annual Report

For the year ended 30 June 2022

ABN 48 334 958 525

Contents

Chairman's Report	3
Responsible Entity's Report	5
Auditor's Independence Declaration	9
Financial Statements	
Statement of Profit or Loss and Comprehensive Income	10
Statement of Financial Position	11
Statement of Changes in Equity	12
Statement of Cash Flows	13
Notes to the Financial Statements	14
1. Basis of Preparation	14
2. Distributions to Unitholders	16
3. Cash and Cash Equivalents	17
4. Statement of Cash Flows Reconciliation	18
5. Receivables	18
6. Investments and Derivatives	19
7. Payables	21
8. Unitholders' Equity	21
9. Earnings per Unit	22
10. Net Asset Value per Unit	22
11. Related Parties	23
12. Capital and Financial Risk Management	24
13. Segment Information	27
14. Auditor's Remuneration	27
15. Contingent Assets, Contingent Liabilities and Commitments	27
16. Subsequent Events	27
Directors' Declaration	28
Independent Auditor's Report	29
Unitholder Information	33
Corporate Information	34

Chairman's Report

for the year ended 30 June 2022

Dear Unitholders,

We are pleased to present the Annual Financial Report for Magellan Infrastructure Fund (Currency Hedged) (Managed Fund) (the "Fund"). The Fund is a managed investment scheme for which Magellan Asset Management Limited ("MAM") acts as both Responsible Entity and Investment Manager.

The Fund has been quoted on the Australian Securities Exchange (ticker code: MICH) since 22 July 2016. As at 30 June 2022, the Fund had net assets of \$850.9 million and a net asset value of \$2.9247 per unit after providing for a distribution of 5.73 cents per unit for the six months to 30 June 2022 (six months to 30 June 2021: 5.95 cents per unit). The Fund paid total distributions of 11.59 cents per unit (30 June 2021: 11.90 cents per unit) for the year.

The Fund's portfolio is actively managed by MAM and mirrors, to all intents and purposes, the unlisted Magellan Infrastructure Fund. MAM aims to achieve attractive risk-adjusted returns over the medium to long term for unitholders, while reducing the risk of permanent capital loss. To achieve this objective, the Fund invests in a portfolio of between 20 and 40 high-quality global equity stocks, as assessed by MAM, whose primary business is the ownership and operation of infrastructure assets. The Fund has the ability to manage equity market risk by holding up to 20% of its net assets in cash. Currency exposure is substantially hedged back to Australian Dollars. For the 12 months to 30 June 2022, the Fund returned 6.5% net of fees. This compares with the return of the benchmark index (S&P Global Infrastructure Index Hedged to Australian Dollars) of 9.4% over the same period. The Fund has delivered a return of 6.2% per annum net of fees since inception, compared with the benchmark index return of 5.3% per annum.

MAM believes that infrastructure assets, with requisite earnings reliability and a linkage of earnings to inflation, offer an attractive, long-term investment proposition. MAM has established a proprietary classification criteria to define infrastructure which seeks to identify outstanding companies that exhibit reliable demand and stable cash flow generation and importantly, excludes companies where MAM has assessed their earnings to have material direct exposure to commodity prices, competitive pressure or sovereign risk. We believe applying a disciplined, clearly defined set of parameters to capture the desired characteristics of infrastructure provides a solid framework for generating attractive, stable returns over the long term.

In July 2022, subsequent to the end of the period, we were pleased to welcome David George as CEO and Managing Director of MAM. David has deep funds management experience and joins MAM following 14 years with the Future Fund, where he was Deputy CIO, Public Markets. He brings an outstanding investment management pedigree, strong client service credentials and a fresh perspective to our team. David is working closely with MAM's investment team to improve process and decision making, drawing on his years of observing investment managers, processes and cultures around the world. This includes putting additional data and tools in the hands of portfolio managers which support converting Magellan's research advantage into portfolios that outperform.

We would encourage you to read Magellan's InReview 2022, our annual investor communication published in July each year, which shares a collection of thought-provoking investment perspectives from across the Magellan investment teams. You can access InReview 2022 at: 2022.magellaninreview.com.au. We would also encourage you to read our monthly and quarterly Fund Reports which provide valuable insight into our investment strategies and portfolio managers' thoughts. These are released on ASX and can also be found on our website at: www.magellangroup.com.au.

Chairman's Report

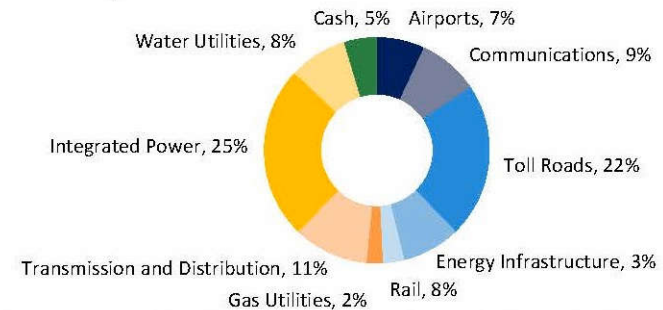
for the year ended 30 June 2022

As per the 30 June 2022 Fund Update, the Fund consisted of investments in 28 companies, with the top 10 investments (listed below) representing 48.9% of the Fund. The Fund's cash position was 5% and was predominantly held in Australian Dollars. The Fund's industry exposure by source of revenues is highlighted below.

Top 10 holdings

	% of Fund
Transurban Group	8.1
Vinci	6.1
Dominion Energy	5.1
United Utilities Group	4.6
American Tower	4.5
Sempra Energy	4.5
Crown Castle International	4.2
Atlantia	4.1
Atlas Arteria	3.9
Eversource Energy	3.8
Top 10 Total	48.9

Sector Exposure



* Sectors are internally defined. Geographical exposure is calculated on a look through basis based on underlying revenue exposure of individual companies held within the portfolio. Cash exposure includes profit/loss on currency hedging. Exposures may not sum to 100% due to rounding.

The following report contains relevant financial statements and information which we recommend you read carefully.

Yours sincerely,

Robert Fraser

Chairman

Sydney, 26 August 2022

Responsible Entity's Report

for the year ended 30 June 2022

The Directors of Magellan Asset Management Limited (ABN 31 120 593 946) ("MAM"), the Responsible Entity of Magellan Infrastructure Fund (Currency Hedged) (the "Fund" or "MICH") present their annual report on the Fund for the period ended 30 June 2022.

1. Directors

The following persons were Directors of MAM during the period and up to the date of this report:

		Appointed	Resigned
Robert Fraser	Chairman	23 April 2014	
John Eales	Non-executive Director	1 July 2017	
Colette Garnsey	Non-executive Director	30 November 2020	
David George	Chief Executive Officer and Managing Director	19 July 2022	
Hamish McLennan	Non-executive Director	1 March 2016	
Kirsten Morton	Chief Operating Officer and Chief Financial Officer ¹	5 October 2018	
Karen Phin	Non-executive Director	23 April 2014	
Brett Cairns	Chief Executive Officer	22 January 2007	6 December 2021
Paul Lewis	Non-executive Director	20 December 2006	30 September 2021

¹ Ms Morton was appointed Interim Chief Executive Officer following Dr Cairns' resignation on 6 December 2021. Following the commencement of Mr George on 19 July 2022, Ms Morton stepped down as Interim CEO.

2. Principal Activity

The Fund is a registered managed investment scheme, domiciled in Australia, with the principal place of business at Level 36, 25 Martin Place, Sydney, New South Wales 2000 and quoted on the Australian Securities Exchange ("ASX") under the AQUA Rules (ticker code: MICH).

MAM, as Responsible Entity, is responsible for overseeing the operations of the Fund. MAM is also Investment Manager, responsible for selecting and managing the assets of the Fund. In addition, the Responsible Entity, on behalf of the Fund, may also provide trading liquidity to investors on the ASX under the AQUA Rules by acting as a buyer and seller of units in the Fund. The Responsible Entity has appointed an independent market participant to act as its agent to execute its market making activities.

The Fund invests in a portfolio of between 20 and 40 high quality stocks listed on global stock exchanges whose primary business is the ownership and operation of infrastructure assets, which spans sectors including roads and airports, water and sewage, energy and communications infrastructure. Such a portfolio will achieve sufficient diversification to ensure the Fund is not overly correlated to a single company or to macroeconomic risks. The capital component of the foreign currency exposure, arising from investments in overseas markets, is substantially hedged to Australian Dollars.

The Fund's investment objectives are to achieve attractive risk-adjusted returns over the medium to long term, while reducing the risk of permanent capital loss, in accordance with its investment strategy (as detailed in the Product Disclosure Statement, issued 23 December 2021).

3. Significant Changes in State of Affairs

There were no significant changes in the state of affairs of the Fund during the period.

Responsible Entity's Report

for the year ended 30 June 2022

4. Review of Financial Results and Operations

4.1. Financial Results for the Period

The performance of the Fund, as represented by the results of its operations for the periods ended 30 June, was as follows:

	30 Jun 2022	30 Jun 2021
Results		
Total net investment income (\$'000)	67,490	66,267
Total expenses (\$'000)	(14,376)	(10,196)
Profit/(Loss) (\$'000)	53,114	56,071
Distributions		
Distribution paid and payable (\$'000)	33,914	31,900
Distribution paid and payable (CPU) ¹	11.59	11.90
Unit Price (NAV per unit) (\$)²	2.9247	2.8522
ASX Reported (NAV per unit) (\$)³	2.9820	2.9130

¹ Cents per unit.

² The Net Asset Value ("NAV") per unit represents the net assets of the Fund presented in the Statement of Financial Position at balance date divided by the number of units on issue at balance date (refer Note 10 of the Financial Statements).

³ The NAV per unit reported to the ASX differs to the NAV per unit at balance date due to distributions payable and fee accruals.

Distribution Components

Distribution components, which can be found in the 'Our Funds' section of the Magellan Financial Group Limited ("MFG") website, www.magellangroup.com.au, are as follows:

	31 Dec 2021 Interim Distribution CPU	30 Jun 2022 Final Distribution CPU	31 Dec 2020 Interim Distribution CPU	30 Jun 2021 Final Distribution CPU
Domestic Income				
Interest	0.0129	-	0.1180	0.1973
Franked dividends	0.0258	-	0.0126	0.0210
Franking credits	0.0135	-	0.0288	0.0482
Unfranked dividends	0.0001	-	0.0171	0.0284
Other income	0.0395	-	3.6168	6.0439
Other domestic income - NCMI	-	-	0.0065	0.0109
Foreign Sourced Income	0.0046	-	2.1790	3.6413
Foreign income tax offsets	-	-	0.3103	0.5185
Capital Gains				
Discounted	-	-	-	-
AMIT CGT Gross up	-	-	-	-
Other non-attributable amounts (tax deferred amounts)	5.7771	5.7300	-	-
Attribution amount	5.8735	5.7300	6.2891	10.5095
Tax offsets				
AMIT cost base net increase ¹	-	-	-	(3.9928)
Franking credits	(0.0135)	-	(0.0288)	(0.0482)
Foreign income tax offsets	-	-	(0.3103)	(0.5185)
Cash Distribution	5.8600	5.7300	5.9500	5.9500

¹ Under the AMIT rules, where income attributed to an investor is more than the cash distribution paid, the tax cost base of the investor's units will increase by a corresponding amount.

Responsible Entity's Report

for the year ended 30 June 2022

4.2. Total Indirect Cost Ratio

The Total Indirect Cost Ratio ("ICR") is the ratio of the Fund's actual management costs over the average portfolio value expressed as a percentage. Management costs, accrued within the Fund's unit prices on a daily basis, include management and performance fees but do not include transactional and operational costs such as brokerage or foreign withholding tax.

	30 Jun 2022	30 Jun 2021
	%	%
Management fee	1.06	1.05
Performance fee ¹	0.19	-
Total Indirect Cost Ratio	1.25	1.05

¹ Performance fees are calculated on six monthly measurement periods ending on 30 June and 31 December of each calendar year. The Performance fees component of the ICR is calculated on an accrual basis for each measurement period.

4.3. Performance Returns

The performance returns, have been calculated using the NAV per unit for the Fund, which is after fees and expenses, assuming the reinvestment of distributions. The returns are calculated daily, compounded to produce longer period returns.

	30 Jun 2022	30 Jun 2021
	%	%
Growth return ¹	2.5	3.5
Distribution return ²	4.0	4.5
Total Return³	6.5	8.0

¹ The Growth return is calculated daily as a percentage by dividing the NAV per unit (ex-distribution) by the previous day's NAV per unit (ex-distribution) minus 1; the daily Growth returns are then compounded to produce longer period returns.

² The Distribution return is calculated as a percentage by subtracting the Growth return from the Total Return.

³ The Total Return is calculated daily as a percentage by dividing the NAV per unit (cum-distribution) by the previous day's NAV per unit (cum-distribution) minus 1; the daily Total Returns are then compounded to produce longer period returns.

5. Strategy and Future Outlook

The Fund's investment objective is unchanged. The results of the Fund's operations will be affected by a number of factors, including the performance of investment markets in which the Fund invests. Therefore, investment performance is not guaranteed and future returns may differ from past returns. As investment conditions change over time, past returns should not be used to predict future returns.

The Fund provides daily unit prices, monthly fund updates, quarterly portfolio disclosures and annual investor reports, which can be found in the 'Our Funds' section of the MFG website, www.magellangroup.com.au and also the ASX website. Fund updates and investor reports include detailed discussions in relation to some investee companies from time to time along with general outlook commentary.

6. Interest in the Fund

The movement in units on issue in the Fund is disclosed in Note 8 to the Financial Statements.

7. Likely Developments and Expected Results of Operations

The Fund will continue to invest in companies and businesses in accordance with the investment strategy as set out in the PDS.

The method of operating the Fund is not expected to change in the foreseeable future. However the results of the Fund's operations may be affected by a number of factors, including the performance of investment markets in which the Fund invests. Investment performance is not guaranteed and past returns should not be used to predict future returns.

Responsible Entity's Report

for the year ended 30 June 2022

8. Subsequent Events

NAV moves as a result of a number of factors, including movements in asset prices and unitholder subscriptions and redemptions. Asset prices move daily and intraday indicative NAV per unit and daily NAV per unit are available on the MFG website and also the ASX website. Subsequent to balance date, as at 24 August 2022, the Fund had a NAV per unit of \$3.0868 with a net asset value of \$897,197,000 and 290,655,000 units on issue.

Other than the items disclosed throughout this Responsible Entity's Report there have been no matters or circumstances arising after the end of the period that have significantly affected, or may significantly affect, the Fund's operations, the results of its operations, or the Fund's state of affairs in future financial periods.

9. Indemnification and Insurance of Directors and Officers

The Directors and Officers of the Responsible Entity in office are insured to the extent permitted by law for losses, liabilities, costs and charges in defending any legal proceedings arising out of their conduct while acting in their capacity of Directors and Officers of the Responsible Entity, other than for conduct involving a wilful breach of duty in relation to the Responsible Entity.

During the period, MAM paid an insurance premium to insure the Directors and Officers of the Responsible Entity. The terms of the contract prohibit the disclosure of the premiums paid.

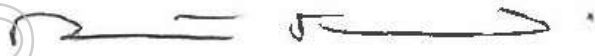
10. Rounding of Amounts

The Fund is of a kind referred to in the *ASIC Corporations (Rounding in Financial/Directors' Reports) Instrument 2016/191* and consequently amounts in the Responsible Entity's Report have been rounded to the nearest thousand dollars in accordance with that Legislative Instrument, or in certain cases, the nearest dollar.

11. Auditor's Independence Declaration

A copy of the Auditor's Independence Declaration as required under section 307C of the *Corporations Act 2001* is set out on page 9.

This report is made in accordance with a resolution of the Directors of the Responsible Entity.



Robert Fraser
Chairman

Sydney, 26 August 2022



Ernst & Young
200 George Street
Sydney NSW 2000 Australia
GPO Box 2646 Sydney NSW 2001

Tel: +61 2 9248 5555
Fax: +61 2 9248 5959
ey.com/au

Auditor's Independence Declaration to the Directors of Magellan Asset Management Limited as responsible entity of Magellan Infrastructure Fund (Currency Hedged)

As lead auditor for the audit of Magellan Infrastructure Fund (Currency Hedged) for the financial year ended 30 June 2022, I declare to the best of my knowledge and belief, there have been:

- a. No contraventions of the auditor independence requirements of the *Corporations Act 2001* in relation to the audit;
- b. No contraventions of any applicable code of professional conduct in relation to the audit; and
- c. No non-audit services provided that contravene any applicable code of professional conduct in relation to the audit.

Ernst & Young

Ciare Sporle
Partner

Sydney, 26 August 2022

Statement of Profit or Loss and Comprehensive Income

for the year ended 30 June 2022

	Note	30 Jun 2022 \$'000	30 Jun 2021 \$'000
Investment Income			
Dividend and distribution income		27,837	21,986
Interest income		33	37
Net change in fair value of investments		39,600	44,138
Net gains/(losses) on foreign exchange settlements, derivative contracts and cash		(55)	(39)
Other income		75	145
Total Net Investment Income		67,490	66,267
Expenses			
Management fees	11	9,236	7,543
Performance fees	11	1,648	-
Finance costs		3	2
Transaction costs		482	335
Withholding tax on dividends and distribution income		3,007	2,316
Total Expenses		14,376	10,196
Profit/(Loss)		53,114	56,071
Other comprehensive income		-	-
Total Comprehensive Income/(Loss)		53,114	56,071
Basic Earnings Per Unit (Cents)	9	18.24	22.03
Diluted Earnings Per Unit (Cents)	9	18.24	22.03

The above Statement of Profit or Loss and Comprehensive Income should be read in conjunction with the accompanying Notes to the Financial Statements.

Statement of Financial Position

as at 30 June 2022

	Note	30 Jun 2022 \$'000	30 Jun 2021 \$'000
Assets			
Cash and cash equivalents	3	43,846	32,253
Receivables	5	7,997	6,223
Derivative assets	6	1,047	2
Investments	6	827,906	783,616
Total Assets		880,796	822,094
Liabilities			
Distributions payable	2	16,670	16,508
Payables	7	831	776
Derivative liabilities	6	12,396	13,490
Total Liabilities		29,897	30,774
Total Unitholders' Equity		850,899	791,320

The above Statement of Financial Position should be read in conjunction with the accompanying Notes to the Financial Statements.

Statement of Changes in Equity

for the year ended 30 June 2022

	Note	30 Jun 2022 \$'000	30 Jun 2021 \$'000
Unitholders' Equity at the beginning of the Period		791,320	609,453
Transactions with unitholders in their Capacity as Owners:			
Units issued		72,374	162,702
Units issued under Distribution Reinvestment Plan		1,353	1,321
Units redeemed		(33,348)	(6,327)
Distributions paid and payable	2	(33,914)	(31,900)
Total transactions with Unitholders		6,465	125,796
Profit/(loss)		53,114	56,071
Other comprehensive income		-	-
Total comprehensive income/(loss)		53,114	56,071
Total Unitholders' Equity at the end of the Period		850,899	791,320

The above Statement of Changes in Equity should be read in conjunction with the accompanying Notes to the Financial Statements.

Statement of Cash Flows

for the year ended 30 June 2022

	Note	30 Jun 2022 \$'000	30 Jun 2021 \$'000
Cash Flows from Operating Activities			
Dividends and distributions received (net of withholding tax)		23,911	18,126
Interest received		11	45
Other income received		75	145
Finance costs paid		(3)	(2)
Management and performance fees paid		(10,873)	(7,429)
Transaction costs paid		(482)	(335)
Net cash inflow/(outflow) from Operating Activities	4	12,639	10,550
Cash Flows from Investing Activities			
Purchase of investments		(264,565)	(355,015)
Proceeds from sale of investments		289,837	145,724
Net foreign exchange gain/(loss)		267	72
Net cash flows from settlement of forward foreign currency contracts		(34,638)	35,195
Net cash inflow/(outflow) from Investing Activities		(9,099)	(174,024)
Cash Flows from Financing Activities			
Receipts from issue of units		73,798	161,732
Payments for redemption of units		(33,348)	(6,327)
Distributions paid		(32,399)	(29,561)
Net cash inflow/(outflow) from Financing Activities		8,051	125,844
Net Increase/(Decrease) in Cash and Cash Equivalents		11,591	(37,630)
Cash and cash equivalents at the beginning of the period		32,253	69,838
Effect of exchange rate fluctuations on cash and cash equivalents		2	45
Cash and Cash Equivalents at the end of the Period	3	43,846	32,253

The above Statement of Cash Flows should be read in conjunction with the accompanying Notes to the Financial Statements.

Notes to the Financial Statements

for the year ended 30 June 2022

Overview

The Fund is a registered managed investment scheme under the *Corporations Act 2001* and was admitted to trading status on the ASX under the AQUA Rules. The Fund was registered on 31 May 2016 and in accordance with the Fund's Constitution, commenced on the date that the first unit was issued, which was 22 July 2016. The Fund terminates on the day immediately preceding the 80th anniversary of the date of commencement, unless terminated earlier in accordance with the Fund's Constitution.

MAM (ABN 31 120 593 946) is the Responsible Entity of the Fund.

This financial report was authorised for issue by the Directors of the Responsible Entity on 26 August 2022. The Directors have the power to amend and reissue this financial report.

The Fund is considered a for-profit unit trust for the purpose of this financial report.

1. Basis of Preparation

This general purpose financial report is presented in Australian Dollars and has been prepared in accordance with the *Corporations Act 2001*, Australian Accounting Standards ("AASB") and Interpretations issued by the Australian Accounting Standards Board, other mandatory professional reporting requirements and the Fund's Constitution. The financial report also complies with International Financial Reporting Standards ("IFRS") as issued by the International Accounting Standards Board.

The Statement of Financial Position is presented on a liquidity basis. Assets and liabilities are presented in decreasing order of liquidity and are not distinguished between current and non-current. All balances are expected to be recovered or settled within 12 months, except for financial assets and liabilities at fair value through profit or loss. These fair value assets and liabilities comprise mainly investments that are managed based on the economic circumstances at any given point in time, as well as to meet any liquidity requirements. Consequently, the investments that may be realised within 12 months cannot be determined at balance date.

All amounts in the financial statements are rounded to the nearest thousand dollars (\$'000) or in certain cases, the nearest dollar, unless otherwise stated in accordance with the *ASIC Corporations (Rounding in Financial/Directors' Reports) Instrument 2016/191*.

1.1. Accounting Policies

The accounting policies adopted in the preparation of this financial report are contained within the notes to which they relate. The policies adopted in the preparation of this financial report are consistent with those of the previous financial period. The Fund has not early adopted any accounting standard, interpretation or amendment that has been issued but is not yet effective at balance date.

1.2. Foreign Currency Translation

The functional and presentation currency of the Fund is the Australian Dollar, as determined in accordance with AASB 121 *The Effects of Changes in Foreign Exchange Rates*. Transactions denominated in foreign currencies are translated into Australian Dollars at the foreign currency exchange rate at the date of the transaction. Monetary assets and liabilities denominated in foreign currencies are translated to Australian Dollars at the foreign currency closing exchange rate at balance date.

Foreign currency exchange differences arising on translation, and realised gains and losses on disposals or settlements of monetary assets and liabilities are recognised in profit or loss. Non-monetary assets and liabilities denominated in foreign currencies that are measured at fair value are translated to Australian Dollars at the foreign currency closing exchange rates at the dates that the values were determined. Foreign currency exchange differences relating to monetary items, including cash and cash equivalents, are presented separately in profit or loss.

Notes to the Financial Statements

for the year ended 30 June 2022

1.3. Investment Income

Dividend and Distribution Income

Dividend and distribution income is recognised on the applicable ex-dividend/distribution date gross of withholding tax, which is recorded as an expense in profit or loss. Dividends and distributions received are presented net of withholding tax in the Statement of Cash Flows.

Net Change in Fair Value of Investments

Realised and unrealised gains and losses on investments measured at fair value through profit or loss are recognised in the Statement of Profit or Loss and Comprehensive Income. The net change in fair value does not include dividend and distribution income.

Interest Income

Interest income is recognised on an accrual basis using the effective interest rate method.

1.4. Expenses

All expenses are recognised in profit or loss on an accruals basis.

1.5. Income Tax

On 5 May 2016, the Attribution Managed Investment Trust ("AMIT") regime was established under the *Tax Laws Amendment (New Tax System for Managed Investment Trusts) Act 2016*. The AMIT regime allows Managed Investment Trusts that meet certain requirements to make an irrevocable choice to be an AMIT. The Fund elected into the AMIT regime effective 30 June 2018.

Under current income tax legislation, the Fund is not subject to income tax provided the Fund attributes the entirety of its taxable income to unitholders.

The Fund currently incurs withholding tax imposed by certain countries on investment income. Such income is recorded gross of withholding tax in profit or loss. The benefits of foreign withholding tax paid, and of imputation credits attaching to Australian franked dividends, are passed onto unitholders.

1.6. Goods and Services Tax

The Goods and Services Tax ("GST") incurred on the costs of various services provided to the Fund by third parties, such as custodial services and management fees have been passed onto the Fund. The Fund qualifies for Reduced Input Tax Credits ("RITC") at a rate of 55%- 75% and is also eligible to recover GST on offshore transactions. Management and performance fees and other expenses have been recognised in profit or loss net of the amount of GST recoverable from the Australian Taxation Office. Receivables and payables are stated inclusive of GST. The net amount of GST recoverable from, or payable to, the taxation authority is included in the Statement of Financial Position as a receivable or payable. Cash flows are included in the Statement of Cash Flows on a gross basis.

1.7. Critical Accounting Estimates and Judgements

The preparation of the Fund's financial statements required the Directors to make judgements, estimates and assumptions that affect the amounts reported in the financial statements. The Directors base their judgements and estimates on historical experience and various other factors they believe to be reasonable under the circumstances, but which are inherently uncertain and unpredictable. As a result, actual results could differ from those estimates.

Where listed equities have no active market the Directors determine fair value with reference to external observable information and conditions existing at balance date. Fair values may however move materially with movements in market prices (refer Note 12). As most investments are valued with reference to the listed quoted prices and the Fund's cash is held with strongly rated financial institutions, the Fund's financial assets are not subject to significant judgement or complexity nor are the Fund's liabilities.

Notes to the Financial Statements

for the year ended 30 June 2022

2. Distributions to Unitholders

Distributions are determined by the Responsible Entity of the Fund and are payable as set out in the Fund's PDS. Distributable income includes capital gains arising from the disposal of financial assets and liabilities. Unrealised gains and losses on financial assets and liabilities that are recognised as income are transferred to unitholders' equity and are not assessable or distributable until realised. Net realised capital losses and tax losses are not distributed to unitholders but are retained to be offset against any realised capital gains and future assessable income respectively. The Responsible Entity may attribute an amount to a unitholder on redemption.

The Fund intends to target a cash distribution yield of 4% per annum, paid semi-annually for the periods ended June and December. The Target Cash Distribution ("TCD") for each period will be determined by using the average of the month-end NAV per unit over a two year rolling period ending on the last business day of the prior distribution period.

Distributions to unitholders are recognised directly in equity and presented in the Statement of Changes in Equity. A distribution payable is recognised in the Statement of Financial Position where the distribution has been declared but remains unpaid at balance date.

Distributions for the periods ended 30 June are as follows:

	\$'000	CPU	Date Paid
Period ended 30 June 2022			
Interim distribution paid	17,244	5.86	19 Jan 2022
Final distribution payable	16,670	5.73	21 Jul 2022

	\$'000	CPU	Date Paid
Period ended 30 June 2021			
Interim distribution paid	15,392	5.95	15 Jan 2021
Final distribution payable	16,508	5.95	21 Jul 2021

The Fund paid total distributions of 11.59 cents per unit for the period 30 June 2022 (June 2021: 11.90 cents per unit) and in addition passed on franking credits and foreign income tax offsets of 0.0135 cents per unit (June 2021: franking credits of 0.077 and foreign income tax credits of 0.8288 cents per unit).

On 7 July 2022, MAM announced the TCD for the six month period ended 31 December 2022 will be 5.79 CPU.

Notes to the Financial Statements

for the year ended 30 June 2022

Distribution Reinvestment Plan

The Fund's Distribution Reinvestment Plan ("DRP") was available to eligible unitholders during the period. Under the terms of the DRP, eligible unitholders are able to elect to reinvest all or part of their cash distributions in additional units in the Fund, free of any brokerage or other transaction costs. Units are issued and/or transferred to DRP participants at a price determined by MAM in accordance with the DRP Rules. Details of the DRP for the interim and final distributions are as follows:

	31 Dec 2021 Interim Distribution	30 Jun 2022 Final Distribution	31 Dec 2020 Interim Distribution	30 Jun 2021 Final Distribution
DRP issue price (\$)	3.0524	2.9247	2.7567	2.8535
DRP unitholder participation rate (%)	3.98	4.08	4.16	4.09
Number of units issued under DRP	223,725	232,622	231,085	234,736
Value of units issued under DRP (\$'000)	683	680	637	670
DRP Issue date	19 Jan 2022	21 Jul 2022	15 Jan 2021	21 Jul 2021

3. Cash and Cash Equivalents

	30 Jun 2022 \$'000	30 Jun 2021 \$'000
Cash at bank - denominated in Australian Dollars	42,073	31,039
Cash at bank - denominated in foreign currency:		
United States Dollars	1,650	1,093
Euro	32	32
Swiss Francs	30	29
Canadian Dollars	24	22
British Pounds	18	19
New Zealand Dollars	19	19
Total Cash and Cash Equivalents	43,846	32,253

Cash comprises cash at bank. Cash equivalents are short-term highly liquid investments that are readily convertible to known amounts of cash and are subject to an insignificant risk of changes in value.

Notes to the Financial Statements

for the year ended 30 June 2022

4. Statement of Cash Flows Reconciliation

	30 Jun 2022 \$'000	30 Jun 2021 \$'000
Reconciliation of Cash Flows from Operating Activities		
Profit/(loss)	53,114	56,071
Net changes in fair value of investments	(39,600)	(43,890)
Net (gain)/loss on foreign currency transactions and cash settlements	120	(2)
Net (increase)/decrease in receivables	(1,050)	(1,566)
Net increase/(decrease) in payables	55	185
Net Cash Inflow/(Outflow) from Operating Activities	12,639	10,798
Non-Cash Investing and Financing Activities		
Distributions reinvested into units in the Fund	1,353	1,321

5. Receivables

	30 Jun 2022 \$'000	30 Jun 2021 \$'000
Due from brokers - receivable for securities sold	2,140	-
Applications receivable	227	1,651
Dividend and distribution receivable	5,258	4,172
Interest receivable	22	-
Recoverable GST and foreign withholding tax	348	400
Receivables on spot transactions	2	-
Total Receivables	7,997	6,223

Receivables comprise amounts due from brokers for sales of assets unsettled at balance date, dividends and trust distributions declared but not yet received, and reclaimable taxes. They are recognised and carried at amortised cost using the effective interest rate method and adjusted for changes in foreign exchange rates where applicable. A provision is deducted from receivables for uncollectible amounts based on expected credit losses, if applicable. Expected credit losses are calculated as the difference between the contractual cash flows due in accordance with the contract and all the cash flows that the Fund expects to receive, discounted at an approximation of the original effective interest rate. The Fund applies the simplified approach for receivables whereby the loss allowance is based on lifetime expected credit losses at each balance date.

At balance date, the Fund's receivables, excluding recoverable GST and foreign withholding tax, were due within 0 to 30 days (June 2021: 0 to 30 days). Recoverable GST is due within 30 to 90 days (June 2021: 30 to 90 days). Foreign withholding tax is due within 2 to 4 years (June 2021: 2 to 4 years) depending on the jurisdiction. No amounts are impaired or past due at 30 June 2022 or 30 June 2021.

Notes to the Financial Statements

for the year ended 30 June 2022

6. Investments and Derivatives

The Fund classifies its equity securities, derivative assets and derivative liabilities as financial assets and liabilities at fair value through profit or loss.

The Fund discloses the fair value measurements of financial assets and financial liabilities using a three-level fair value hierarchy to reflect the source of valuation inputs used when determining the fair value as follows:

- Level 1: quoted (unadjusted) prices in active markets for identical assets or liabilities. The fair value of these securities is based on the closing price for the security as quoted on the relevant exchange.
- Level 2: valuation techniques using observable inputs either directly (as prices) or indirectly (derived from prices). The fair value of derivatives is based on a discounted cash flow analysis using quoted market inputs (spot and forward rates, volatility) adjusted for specific features of the instruments and applied debit and credit valuation adjustments based on the Fund's, or the derivative counterparties' current credit worthiness.
- Level 3: valuation techniques using non-market observable inputs.

	30 Jun 2022 \$'000	30 Jun 2021 \$'000
Investments (Level 1)		
Australian listed equity securities	103,969	126,171
International listed equity securities:		
United States	407,131	391,810
United Kingdom	90,170	53,988
France	72,848	47,306
Spain	63,187	63,027
Italy	55,794	35,960
Canada	20,792	46,874
New Zealand	8,000	8,345
Netherlands	6,015	10,135
Total Investments	827,906	783,616
Derivative Assets (Level 2)		
Forward foreign currency contracts	1,047	2
Total Derivative Assets	1,047	2
Derivative Liabilities (Level 2)		
Forward foreign currency contracts	12,396	13,490
Total Derivative Liabilities	12,396	13,490

The Fund does not hold any level 3 financial assets or liabilities. There have been no transfers between any of the three levels in the hierarchy during the period and the Fund's policy is to recognise transfers into and out of fair value hierarchy levels as at balance date.

Financial assets and liabilities held at fair value through profit or loss are measured initially at fair value, which in the case of the Fund is the transaction price. Brokerage costs are expensed immediately in the profit or loss. Subsequent to initial recognition, all financial assets and liabilities classified at fair value through profit or loss are measured at fair value. Changes in fair value are recognised in profit or loss. The net change in fair value does not include dividend or distribution income.

Purchases and sales are recognised on trade date, being the date the Fund commits to purchase or sell the asset. Financial assets are derecognised when the contractual rights to the cash flows from the assets expire or are transferred. A transfer occurs when substantially all the risks and rewards of ownership are passed to a third party. Financial liabilities are derecognised when the obligation specified in the contract is discharged, cancelled or expired.

Notes to the Financial Statements

for the year ended 30 June 2022

The fair value of equity securities traded in active markets is based on their quoted market prices at balance date without any deduction for estimated future selling costs. The quoted market price used for securities held by the Fund is the closing price for the security as quoted on the relevant stock exchange. If a quoted market price is not available on a recognised stock exchange or from a broker/dealer for non-exchange-traded financial instruments, the fair value of the instrument is estimated using valuation techniques including recent arm's length market transactions, reference to the current fair value of other instruments that are substantially the same, discounted cash flow techniques, option pricing models or any other valuation techniques commonly used by market participants.

Derivatives are contracts whose value is derived from one or more underlying price, index or other variable. Derivatives are included in the Statement of Financial Position as an asset when the fair value at balance date is positive and classified as a liability when the fair value at balance date is negative.

The equity securities, including stock exchange domicile, held by the Fund are:

Company Name	Exchange Listing	30 Jun 2022 Holding	30 Jun 2021 Holding	30 Jun 2022 \$'000	30 Jun 2021 \$'000
Transurban Group	Australia	4,883,157	4,017,124	70,220	57,165
Vinci	France	410,995	262,748	53,086	37,350
Dominion Energy	United States	380,913	-	44,214	-
United Utilities	United Kingdom	2,196,693	1,454,212	39,572	26,074
American Tower	United States	105,554	109,705	39,233	39,475
Sempra Energy	United States	177,049	229,788	38,690	40,549
Crown Castle International	United States	148,225	153,630	36,295	39,924
Atlantia Spa	Italy	1,051,719	-	35,785	-
Atlas Arteria	Australia	4,187,197	4,283,903	33,749	27,288
Eversource Energy	United States	269,056	322,359	33,050	34,454
Xcel Energy	United States	315,656	379,774	32,481	33,326
Aena	Spain	175,027	141,346	32,264	30,879
WEC Energy Group	United States	215,174	257,938	31,491	30,561
Norfolk Southern	United States	95,155	86,377	31,452	30,537
Red Electrica	Spain	1,128,422	1,300,035	30,923	32,148
National Grid	United Kingdom	1,600,033	1,647,499	29,727	27,914
CMS Energy	United States	284,377	-	27,915	-
Evergy	United States	289,597	353,168	27,479	28,427
CSX	United States	587,941	605,385	24,846	25,868
Severn Trent	United Kingdom	434,638	-	20,871	-
Enbridge	Canada	339,272	878,029	20,792	46,874
Snam Rete Gas	Italy	2,632,771	2,693,577	20,009	20,742
Aéroports De Paris	France	107,557	57,377	19,762	9,956
Union Pacific	United States	51,068	26,322	15,839	7,711
Alliant Energy	United States	149,407	205,646	12,734	15,274
American Water Works	United States	52,751	125,485	11,412	25,762
Auckland International Airport	New Zealand	1,232,349	1,233,335	8,000	8,345
Vopak	Netherlands	164,306	167,517	6,015	10,135
Atmos Energy	United States	-	312,000	-	39,942
Spark Infrastructure	Australia	-	9,320,516	-	20,971
Sydney Airports	Australia	-	2,677,589	-	15,503
Terna	Italy	-	1,533,063	-	15,218
AusNet Services	Australia	-	2,845,384	-	4,979
APA Group	Australia	-	29,729	-	265
Total Investments				827,906	783,616

During the period 592 listed security transactions were made, incurring brokerage costs of \$98,000.

Notes to the Financial Statements

for the year ended 30 June 2022

7. Payables

	Note	30 Jun 2022 \$'000	30 Jun 2021 \$'000
Management fees payable	11	831	776
Total Payables		831	776

Payables comprise trade creditors and accrued expenses owing by the Fund at balance date. Amounts due to brokers relating to the purchase of investments are usually settled between two and five days after trade date. Payables and accruals are recognised at amortised cost, using the effective interest rate method, at the point where the Fund becomes obliged to make payments in respect of the purchase of these goods and services. At balance date, all payables mature in 0 to 90 days (June 2021: 0 to 90 days).

8. Unitholders' Equity

	30 Jun 2022 No. of Units '000	30 Jun 2021 No. of Units '000
Units on Issue		
Opening balance	277,437	221,286
Units issued	24,271	57,904
Units issued under DRP	458	478
Units redeemed	(11,235)	(2,231)
Units on Issue at end of the Period	290,931	277,437

Ordinary Units

Applications received are recorded net of entry fees. Redemptions from the Fund are recorded gross of exit fees. The Fund recognises the units issued, redeemed or switched when settled, which is trade date.

Each unit confers upon the unitholder an equal interest in the Fund, and is of equal value to other units in the Fund. A unit does not confer upon the holder any interest in any particular asset or investment of the Fund. The rights of unitholders are contained in the Fund's Constitution and include:

- the right to receive a distribution determined in accordance with the provisions of the Fund's Constitution;
- the right to attend and vote at meetings of unitholders;
- the right to participate in the termination and winding up of the Fund; and
- the right to redeem units, subject to restrictions disclosed in the Fund's PDS. Those restrictions may include where trading in units on the ASX are suspended for five consecutive business days. In this case, unitholders may apply to the Responsible Entity to make an off-market withdrawal of their investment from the Fund when the Fund is liquid. Where the Fund ceases to be liquid, units may only be withdrawn once an offer is made to all investors in the Fund in accordance with the Fund's Constitution.

There may be other circumstances where off-market withdrawals from the Fund are suspended for up to 28 days, including where:

- it is impracticable for the Responsible Entity, or the Responsible Entity is unable, to calculate the NAV of the Fund;
- the payment of withdrawal proceeds involves realising a significant portion of the Fund's assets which would, in the Responsible Entity's opinion, result in remaining investors bearing a disproportionate amount of capital gains tax or expenses, or suffering any other disadvantage or diminution of the value of units held;
- the Responsible Entity reasonably considers it would be in the interests of investors, or it is otherwise permitted by law; or
- the Responsible Entity receives withdrawal requests of an aggregate value that in its reasonable estimate exceeds 5% of the Fund's assets.

There are no separate classes of units and each unit in the Fund has the same rights attaching to it as all other units of the Fund.

Notes to the Financial Statements

for the year ended 30 June 2022

9. Earnings per Unit

Basic Earnings Per Unit ("EPU") is calculated as profit/(loss) for the period divided by the weighted average number of units on issue. Diluted earnings per unit is calculated by adjusting the basic earnings per unit to take into account the effect of any changes in income or expense associated with dilutive potential units and the weighted average number of additional ordinary units that would have been outstanding assuming the conversion of all dilutive potential ordinary units.

	30 Jun 2022	30 Jun 2021
Basic EPU		
Profit/(loss) attributable to unitholders (\$'000)	53,114	56,071
Weighted average number of units for basic EPU ('000)	291,199	254,530
Basic EPU (Cents)	18.24	22.03
Diluted EPU		
Profit/(loss) attributable to unitholders (\$'000)	53,114	56,071
Weighted average number of units for diluted EPU ('000)	291,199	254,530
Diluted EPU (Cents)	18.24	22.03
Earnings Reconciliation		
Profit/(loss) used in the calculation of basic and diluted EPU (\$'000)	53,114	56,071

As the Fund has no potential dilutive units, basic and diluted EPU are equal. Since the end of the period, the Fund has issued ordinary units under the DRP (refer Note 2).

10. Net Asset Value per Unit

The NAV per unit represents the net assets of the Fund presented in the Statement of Financial Position at balance date divided by the number of units on issue at balance date (refer Note 8).

	30 Jun 2022	30 Jun 2021
	\$	\$
NAV per unit	2.9247	2.8522

The NAV per unit at balance date may differ from the NAV per unit reported to the ASX due to distributions payable and fee accruals.

NAV moves as a result of a number of factors, including movements in asset prices and unitholder subscriptions and redemptions. Asset prices move daily and intraday indicative NAV per unit and daily NAV per unit are available on the MFG website and also the ASX website. Subsequent to balance date, as at 24 August 2022, the Fund had a NAV per unit of \$3.0868 with a net asset value of \$897,197,000 and 290,655,000 units on issue.

Notes to the Financial Statements

for the year ended 30 June 2022

11. Related Parties

Responsible Entity

The Responsible Entity of the Fund is MAM. MAM is a wholly-owned subsidiary of MFG, the immediate and ultimate parent entity of the Responsible Entity and both are considered to be related parties of the Fund.

Key Management Personnel

Key management personnel ("KMP") are those persons or corporate entities who have authority and responsibility for planning, directing and controlling the activities of the Fund. The Responsible Entity is responsible for managing the activities of the Fund and is considered to be a KMP. The Fund does not employ personnel in its own right.

The Directors of MAM are considered to be KMP. The Directors of MAM during the period and up to the date of this report are: Dr Brett Cairns (resigned 6 December 2021), Mr John Eales, Mr Robert Fraser, Ms Colette Garnsey, Mr Paul Lewis (resigned 30 September 2021), Mr Hamish McLennan, Ms Kirsten Morton and Ms Karen Phin. Mr David George was appointed to the MAM Board on 19 July 2022. The Fund did not pay any compensation to the Directors of the Responsible Entity.

Responsible Entity Fees

Compensation is paid to the Responsible Entity in the form of fees as follows:

Management Fees

The Responsible Entity is entitled to receive management fees from the Fund for managing the assets and overseeing the operations of the Fund. The management fee is 1.05% per annum (excluding GST) of the value of the Fund, calculated daily. The Responsible Entity pays operating expenses of the Fund, such as audit and tax compliance fees, distribution costs, investor reporting, custody and fund administration costs. Management fees are calculated daily based on the NAV (before fees) of the Fund reflected in the daily unit prices of the Fund and are payable at the end of each month.

Performance Fees

Performance fees are calculated on six monthly calculation periods ending on 30 June and 31 December of each year. The Responsible Entity is entitled to Performance fees of 10% of excess return of the Fund above the higher of the index relative hurdle and the absolute return hurdle, subject to exceeding the applicable high watermark and an overall cap. Performance fees crystallise at the end of a calculation period, or when units are redeemed, subject to a performance fee entitlement existing at the date of redemption. The estimated NAV of the Fund includes a performance fee accrual equal to the amount that would be payable if it were the end of a calculation period. Further details of the performance fees can be found in the Fund's Product Disclosure Statement which is available at www.magellangroup.com.au.

Total Management and Performance Fees

The fees paid/payable by the Fund are net of any applicable reduced input tax credits (refer Note 1.6). The management and performance fees paid/payable by the Fund are as follows:

	30 Jun 2022	30 Jun 2021
	\$	\$
Management fees	9,236,428	7,543,015
Performance fees	1,647,949	-
Total Fees Expensed in the Statement of Profit or Loss and Other Comprehensive Income	10,884,377	7,543,015
Total Fees Payable in the Statement of Financial Position	830,501	775,800

Notes to the Financial Statements

for the year ended 30 June 2022

Transactions with Related Parties

Number of units held by each KMP, including their personally-related parties, in the Fund for the periods ended 30 June are as follows:

	Units acquired/ disposed Number	Units held at 30 Jun 2021 Number	%	Distribution paid and payable \$ ¹	Units acquired/ disposed Number	Units held at 30 Jun 2022 Number	%	Distribution paid and payable \$ ¹
MFG	-	4,205,963	1.52%	500,510	-	4,205,963	1.45%	487,471

¹ Represents the interim distribution paid and final distribution payable for the period, comprising cash paid and DRP units issued.

Transactions between the Fund and related parties are subject to the same terms and conditions as those entered into by other unitholders. Unless specified above, no other KMP held units in the Fund.

12. Capital and Financial Risk Management

Financial Risk Management

The Fund's investment portfolio primarily comprises listed equity investments. The investment objectives of the Fund are to achieve attractive risk-adjusted returns over the medium to long-term, whilst reducing the risk of permanent capital loss, in accordance with its investment strategy (as detailed in the current PDS). The Fund's investing activities expose it to various types of risks including concentration risk, market risk, liquidity risk and credit risk.

Financial risk management is carried out under policies approved by the Responsible Entity. The risk management programme focuses on ensuring compliance with the Fund's PDS and seeks to maximise the returns derived for the level of risk to which the Fund is exposed.

The following disclosures in relation to the various risks of the Fund's portfolio have been based on the Fund's direct holdings.

Concentration Risk

Concentration indicates the relative sensitivity of the Fund's performance to developments affecting a particular industry or geographical location. The Fund holds a concentrated portfolio of investments, and the returns of the Fund may be dependent upon the performance of individual companies. The concentrated exposure may lead to increased volatility in the Fund's unit price, and also increases the risk of poor performance. The Fund's concentration risk is managed in accordance with the portfolio risk controls for the Fund, which are approved by MAM's Investment Committee.

Market Risk

Market risk is the risk that the fair value or future cash flows of financial instruments will fluctuate due to changes in market variables such as equity prices, foreign exchange rates, and interest rates.

Equity Price Risk

Equity price risk is the risk that the fair value of equities decreases as a result of changes in market prices, whether those changes are caused by factors specific to the individual stock or factors affecting all instruments in the market. The size and diversification of the portfolio is sufficient to ensure the Fund's returns are not overly correlated to a single company, industry specific or macroeconomic risk but the returns of the portfolio are not expected to be perfectly correlated to any market or sector index. If equity markets as a whole rise or fall by 5%, the return of the Fund may increase or decrease by different amounts.

For illustrative purposes an increase of 5% in the market prices of each of the Fund's investments held at balance date, assuming all other variables remain constant, would have had the following impact on the Fund's profit/(loss) and unitholders' equity.

	30 Jun 2022 \$'000	30 Jun 2021 \$'000
Impact on unitholders' equity and profit/(loss)	41,395	39,181

A decrease of 5% in the market price of each of the Fund's investments would have had an equal but opposite effect on the Fund's profit/(loss) and unitholders' equity.

Notes to the Financial Statements

for the year ended 30 June 2022

Currency Risk

Currency risk is the risk that the fair value of financial assets and liabilities will fluctuate due to changes in foreign exchange rates. Assets and liabilities that the Fund may typically own and that can be affected by foreign exchange rate fluctuations include equities listed on foreign exchanges, cash, forward foreign currency contracts, outstanding broker settlements, and outstanding receipts of income from foreign companies.

The Fund invests in financial assets denominated in currencies other than the Australian Dollar and is therefore exposed to the risk that the movement in the foreign exchange rates will cause fluctuations in profit or loss. The Fund uses forward foreign currency contracts to mitigate this risk by hedging the underlying exposure to financial assets denominated in currencies other than the Australian Dollar.

Due to daily changes in the fair value of underlying assets, the face value of hedging contracts will not always completely eliminate currency exposure. The appropriateness of the amounts hedged is monitored daily and adjusted if the total net exposure of the Fund to any individual foreign currency is greater than 5% of the net assets of the Fund.

The Fund's total net exposure to fluctuations in foreign currency exchange rates at balance date is:

	30 Jun 2022 \$'000	30 Jun 2021 \$'000
Assets and liabilities denominated in:		
Euro	(3,086)	(2,057)
British Pounds	(573)	1,345
Canadian Dollars	(252)	1,107
New Zealand Dollars	(171)	(507)
Swiss Francs	49	47
United States Dollars	6,359	(8,311)

For illustrative purposes the changes in profit or loss and unitholders' equity that would arise from a 5% increase or decrease in the Australian Dollar, at balance date, relative to each currency to which the Fund is exposed (based on assets and liabilities) are as follows:

	30 Jun 2022		30 Jun 2021	
	5% increase A\$'000	5% decrease A\$'000	5% increase A\$'000	5% decrease A\$'000
Assets and liabilities denominated in:				
Euro	147	(162)	98	(108)
British Pounds	27	(30)	(64)	71
Canadian Dollars	12	(13)	(53)	58
New Zealand Dollars	8	(9)	24	(27)
Swiss Francs	(2)	3	(2)	2
United States Dollars	(303)	335	396	(437)

Interest Rate Risk

Interest rate risk is the risk that the fair value of a financial instrument will fluctuate due to changes in market interest rates.

The primary exposure to interest rate movements arises on the Fund's cash balances. The value of cash balances is sensitive to the RBA and US Federal Reserve cash rate.

Interest rate movements have an insignificant impact upon the Fund's recorded net profit or equity.

Market Making Risk

The Responsible Entity, on behalf of the Fund, may provide liquidity to investors on the ASX by acting as a buyer and seller of units in the Fund. At the end of each Business Day, the Responsible Entity, on behalf of the Fund, may create or cancel units by applying for or redeeming its net position in units bought or sold on the ASX. The Responsible Entity has appointed an independent market participant to act as its agent to transact and facilitate settlement on its behalf.

Notes to the Financial Statements

for the year ended 30 June 2022

Market making risk comprises:

- the risk that the market making agent makes an error in executing the Fund's market making services. If the market making agent does not fulfil its settlement processing obligations in a correct and timely manner, the Fund could suffer a loss; and
- the risk of an error in the execution of market making activities, or in the price at which units are transacted on the ASX. As many overseas stock exchange markets in which the Fund invests are closed during the ASX trading day, it is not possible for the Responsible Entity to hedge the Fund's market making activities. This may result in either a cost or a benefit to the Fund.

In order to mitigate this risk, the Responsible Entity, on behalf of the Fund, has the discretion to increase the spread at which it makes a market and also has the right to cease making a market subject to its obligations under the AQUA Rules and ASX Operating Rules.

Liquidity Risk

Liquidity risk is the risk that the Fund will encounter difficulty in meeting obligations associated with financial liabilities on the due date or will be forced to sell financial assets at a value which is less than they are worth.

This risk is managed by the Fund maintaining sufficient cash reserves to meet its normal operating requirements and holding investments that are traded in active markets and can be readily disposed. The majority of the Fund's listed securities are considered readily realisable as they are listed on stock exchanges around the world.

In addition, the Fund's Constitution and PDS allow the Responsible Entity to suspend capital withdrawals from the Fund for up to 28 days, at its discretion, if withdrawal requests would require the disposal of 5% or more of the Trust Property of the Fund, the payment of withdrawals would disadvantage remaining unitholders by imposing a disproportionate share of capital gains tax liabilities, or if the Responsible Entity reasonably considers it to be in the interests of remaining unitholders of the Fund.

At balance date, the Fund had an obligation to settle payables (including distribution payable) of \$17,501,000 (June 2021: \$17,284,000) maturing in less than one month and derivative liabilities of \$12,396,000 (June 2021: \$13,490,000) settled within one month. The Fund had cash and receivables totalling \$51,843,000 (June 2021: \$38,476,000) to cover these liabilities.

Credit Risk

Credit risk refers to the risk that a counterparty will fail to meet its contractual obligations resulting in financial loss to the Fund. Market prices generally take counterparty credit into account and therefore the risk of loss is implicitly provided for in the carrying value of financial assets and liabilities held at fair value.

The Fund's maximum exposure to credit risk is the carrying amount of all cash and cash equivalents, financial assets and receivables recognised in the Statement of Financial Position as well as the value of any financial commitments which the Fund would assume in the event of counterparty default.

The Fund minimises concentrations of credit risk by undertaking transactions with numerous reputable brokers, and by ensuring cash balances are held with and managed by financial intermediaries with acceptable credit ratings as determined by a recognised rating agency. To further mitigate this risk, the credit rating and financial positions of the brokers used by the Fund are regularly monitored. Credit risk relating to outstanding settlements is considered low due to the short settlement periods involved.

The Fund uses derivative financial instruments for currency hedging purposes. Derivatives are not used to gear (leverage) the portfolio. The Fund may have credit risk arising from forward foreign currency positions if the market value of those positions is positive. At balance date, the market value of the derivative asset was \$1,047,000 (June 2021: \$2,000) and derivative liability was \$12,396,000 (June 2021: \$13,490,000).

The Fund is also exposed to the credit risk of The Northern Trust Company ("NT") which is the appointed custodian of the Fund. In acting as custodian, NT is required to comply with the relevant provisions of the *Corporations Act 2001*, applicable ASIC regulatory guides and class orders relating to registered managed investment schemes property arrangements with custodians. The credit quality of NT's long-term deposit/debt is rated at balance date, by Standard and Poor's as AA- and by Moody's as Aa2 (June 2021: Standard and Poor's as AA- and by Moody's as Aa2).

Notes to the Financial Statements

for the year ended 30 June 2022

13. Segment Information

An operating segment is a distinguishable component of the Fund that is engaged in business activity from which the Fund earns revenues and incurs expenses, whose operating results are regularly reviewed by the Fund's chief operating decision maker in order to make decisions about the allocation of resources to the segment and assess its performance, and for which discrete financial information is available. The chief operating decision maker has been determined as the Chief Executive Officer.

The Fund's investments are managed on a single portfolio basis and in one business segment being equity investment, as well as in one geographic segment being Australia. The Fund continues to have foreign exposures as it invests in companies which operate internationally.

14. Auditor's Remuneration

The following amounts were paid or payable by the Responsible Entity on behalf of the Fund for services provided by the auditor of the Fund, Ernst & Young Australia:

	30 Jun 2022	30 Jun 2021
	\$	\$
Fees for audit and review of statutory financial reports	27,400	26,800
Fees for audit related services ¹	1,279	1,267
Fees for other services:		
Taxation compliance services ²	7,000	6,700
Total Auditor Remuneration	35,679	34,767
% of non-audit fees paid to auditor	19.6%	19.3%

¹ Comprises review of ICR calculations.

² Comprises review of income tax returns and distribution calculations.

Auditor Tenure

Since 2008, Ernst & Young have been appointed as external auditor of the Funds where MAM is a Responsible Entity or Trustee. The external audit was last put out to tender in 2018, which aligned to the auditor's 10 year anniversary, and Ernst & Young was reappointed auditor as it scored highest across all requirements and the Board of the Responsible Entity was satisfied that appropriate safeguards were in place to ensure the required independence of Ernst & Young. Ms Clare Sporle has served as lead audit partner since August 2019. In accordance with the *Corporations Act 2001* the next rotation of the lead audit partner is planned to occur after the completion of the 30 June 2024 financial year audit.

15. Contingent Assets, Contingent Liabilities and Commitments

At balance date, the Fund has no contingent assets, contingent liabilities or commitments (June 2021: nil).

16. Subsequent Events

Other than the items disclosed throughout this financial report there have been no matters or circumstances arising after the end of the period that have significantly affected, or may significantly affect, the Fund's operations, the results of its operations, or the Fund's state of affairs in future financial periods.

Directors' Declaration

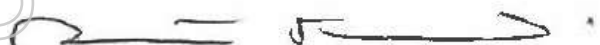
for the year ended 30 June 2022

In the Directors' opinion,

- a. the financial statements and notes set out on pages 10 to 27 are in accordance with the *Corporations Act 2001*, including:
 - i. giving a true and fair view of the financial position of the Fund as at 30 June 2022 and of its performance as represented by the results of its operations and cash flows for the period ended on that date; and
 - ii. complying with Australian Accounting Standards, the *Corporations Regulations 2001*, International Financial Reporting Standards as disclosed in Note 1 and other mandatory professional reporting requirements; and
- b. there are reasonable grounds to believe that the Fund will be able to pay its debts as and when they become due and payable.

This declaration has been made after receiving the declarations required to be made to the Directors in accordance with section 295A of the *Corporations Act 2001* for the year ended 30 June 2022.

This declaration is made in accordance with a resolution of the Directors of the Responsible Entity.



Robert Fraser
Chairman

Sydney, 26 August 2022

Independent Auditor's Report to the unitholders of Magellan Infrastructure Fund (Currency Hedged)

Report on the Audit of the Financial Report

Opinion

We have audited the financial report of Magellan Infrastructure Fund (Currency Hedged) (the Fund), which comprises the statement of financial position as at 30 June 2022, the statement of profit or loss and comprehensive income, the statement of changes in equity and the statement of cash flows for the year then ended, notes to the financial statements, including a summary of significant accounting policies, and the directors' declaration.

In our opinion, the accompanying financial report of the Fund is in accordance with the *Corporations Act 2001*, including:

- a. Giving a true and fair view of the Fund's financial position as at 30 June 2022 and of its financial performance for the year ended on that date; and
- b. Complying with Australian Accounting Standards and the *Corporations Regulations 2001*.

Basis for Opinion

We conducted our audit in accordance with Australian Auditing Standards. Our responsibilities under those standards are further described in the *Auditor's responsibilities for the audit of the financial report* section of our report. We are independent of the Fund in accordance with the auditor independence requirements of the Corporations Act 2001 and the ethical requirements of the Accounting Professional and Ethical Standards Board's APES110 *Code of Ethics for Professional Accountants (including Independence Standards)* (the Code) that are relevant to our audit of the financial report in Australia. We have also fulfilled our other ethical responsibilities in accordance with the Code.

We believe that the audit evidence we have obtained is sufficient and appropriate to provide a basis for our opinion.

Key Audit Matters

Key audit matters are those matters that, in our professional judgement, were of most significance in our audit of the financial report of the current year. These matters were addressed in the context of our audit of the financial report as a whole, and in forming our opinion thereon, but we do not provide a separate opinion on these matters. For each matter below, our description of how our audit addressed the matter is provided in that context.

We have fulfilled the responsibilities described in the *Auditor's responsibilities for the audit of the financial report* section of our report, including in relation to these matters. Accordingly, our audit included the performance of procedures designed to respond to our assessment of the risks of material misstatement of the financial report. The results of our audit procedures, including the procedures performed to address the matters below, provide the basis for our audit opinion on the accompanying financial report.

Why significant

1. Investment existence and valuation

The Fund has a significant investment portfolio consisting of listed equities. As at 30 June 2022, the fair values of these investments were 94.0% of the total assets of the Fund.

As detailed in the Fund's accounting policy, described in Note 6 of the financial report, these financial assets are recognised at fair value through profit or loss in accordance with Australian Accounting Standards.

Pricing, exchange rates and other market drivers can have a significant impact on the value of these financial assets and the financial report. Accordingly, existence and valuation of the investment portfolio was considered a key audit matter.

2. Management and performance fees

Management fees, paid to the investment manager, Magellan Asset Management Limited, are the most significant expense for the Fund.

The Fund's accounting policy for management and performance fees is described in Note 11 of the financial report. All expenses are recognised on an accrual basis, with performance fees recognised in the financial report if the performance hurdles for the Fund have been met at the end of the relevant measurement period.

As at 30 June 2022, management and performance fees totalled \$10.9m which equates to 75.7% of total expenses. Of this amount, performance fees (excluding GST recovered) totalled \$1.6m which equates to 11.5% of total expenses.

Due to the complexity and quantum of the management and performance fees this was considered to be a key audit matter.

How our audit addressed the key audit matter

Our audit procedures included the following:

We assessed the effectiveness of the controls relating to the recognition and valuation of investments.

We obtained and considered the assurance report on the controls of the Fund's administrator in relation to Fund Administration Services for the year ended 30 June 2022 and considered the auditor's qualifications, capability and objectivity and the results of their procedures.

We have obtained third party confirmations of the balances of investment holdings, including cash accounts, at 30 June 2022.

We assessed the fair value of all listed investments in the portfolio held at 30 June 2022 by comparing to independently sourced market prices.

We assessed the adequacy of the disclosures in Note 6 and 12 of the financial report in accordance with the requirements of Australian Accounting Standards.

We assessed the effectiveness of the controls in relation to the calculation of management and performance fees.

We obtained and considered the assurance report on the controls of the Fund's administrator in relation to Fund Administration Services for the period ended 30 June 2022 and considered the auditor's qualifications and objectivity and results of their procedures.

We recalculated management fees in accordance with contractual arrangements.

We assessed the performance fee calculation, including testing the inputs into the calculation model, and assessed whether the calculation was in line with the relevant agreement.

We assessed the adequacy of the disclosures in Note 11 of the financial report.

Information Other than the Financial Statements and Auditor's Report Thereon

The directors are responsible for the other information. The other information comprises the information included in the Fund's 2022 annual report, but does not include the financial report and our auditor's report thereon.

Our opinion on the financial report does not cover the other information and accordingly we do not express any form of assurance conclusion thereon.

In connection with our audit of the financial report, our responsibility is to read the other information and, in doing so, consider whether the other information is materially inconsistent with the financial report or our knowledge obtained in the audit or otherwise appears to be materially misstated.

If, based on the work we have performed, we conclude that there is a material misstatement of this other information, we are required to report that fact. We have nothing to report in this regard.

Responsibilities of the Directors for the Financial Report

The directors of the Responsible Entity are responsible for the preparation of the financial report that gives a true and fair view in accordance with Australian Accounting Standards and the *Corporations Act 2001* and for such internal control as the directors determine is necessary to enable the preparation of the financial report that gives a true and fair view and is free from material misstatement, whether due to fraud or error.

In preparing the financial report, the directors are responsible for assessing the Fund's ability to continue as a going concern, disclosing, as applicable, matters relating to going concern and using the going concern basis of accounting unless the directors either intend to liquidate the Fund or to cease operations, or have no realistic alternative but to do so.

Auditor's Responsibilities for the Audit of the Financial Report

Our objectives are to obtain reasonable assurance about whether the financial report as a whole is free from material misstatement, whether due to fraud or error, and to issue an auditor's report that includes our opinion. Reasonable assurance is a high level of assurance, but is not a guarantee that an audit conducted in accordance with the Australian Auditing Standards will always detect a material misstatement when it exists. Misstatements can arise from fraud or error and are considered material if, individually or in the aggregate, they could reasonably be expected to influence the economic decisions of users taken on the basis of this financial report.

As part of an audit in accordance with the Australian Auditing Standards, we exercise professional judgement and maintain professional scepticism throughout the audit. We also:


- Identify and assess the risks of material misstatement of the financial report, whether due to fraud or error, design and perform audit procedures responsive to those risks, and obtain audit evidence that is sufficient and appropriate to provide a basis for our opinion. The risk of not detecting a material misstatement resulting from fraud is higher than for one resulting from error, as fraud may involve collusion, forgery, intentional omissions, misrepresentations, or the override of internal control.
- Obtain an understanding of internal control relevant to the audit in order to design audit procedures that are appropriate in the circumstances, but not for the purpose of expressing an opinion on the effectiveness of the Fund's internal control.
- Evaluate the appropriateness of accounting policies used and the reasonableness of accounting estimates and related disclosures made by the directors.
- Conclude on the appropriateness of the directors' use of the going concern basis of accounting and, based on the audit evidence obtained, whether a material uncertainty exists related to events or conditions that may cast significant doubt on the Fund's ability to continue as a going concern. If we conclude that a material uncertainty exists, we are required to draw attention in our auditor's report to the related disclosures in the financial report or, if such disclosures are inadequate, to modify our opinion. Our conclusions are based on the audit evidence obtained up to the date of our auditor's report. However, future events or conditions may cause the Fund to cease to continue as a going concern.

- Evaluate the overall presentation, structure and content of the financial report, including the disclosures, and whether the financial report represents the underlying transactions and events in a manner that achieves fair presentation.

We communicate with the directors regarding, among other matters, the planned scope and timing of the audit and significant audit findings, including any significant deficiencies in internal control that we identify during our audit.

We also provide the directors with a statement that we have complied with relevant ethical requirements regarding independence, and to communicate with them all relationships and other matters that may reasonably be thought to bear on our independence, and where applicable, actions taken to eliminate threats or safeguards applied.

From the matters communicated to the directors, we determine those matters that were of most significance in the audit of the financial report of the current year and are therefore the key audit matters. We describe these matters in our auditor's report unless law or regulation precludes public disclosure about the matter or when, in extremely rare circumstances, we determine that a matter should not be communicated in our report because the adverse consequences of doing so would reasonably be expected to outweigh the public interest benefits of such communication.



Ernst & Young



Clare Sporle

Partner

Sydney, 26 August 2022

Unitholder Information

Distribution of Unitholders

The distribution of unitholders of the Fund as at 18 August 2022 is presented as follows:

Distribution of Holdings	Number of Unit Holders	Number of Units	Percentage of Units on Issue %
1-1,000	1,028	559,778	0.19
1,001-5,000	4,781	14,460,935	4.98
5,001-10,000	4,922	36,241,902	12.48
10,001-100,000	7,182	161,526,271	55.63
100,001 and over	106	77,581,480	26.72
Total	18,019	290,370,366	100.00
Number of holders with less than a marketable parcel of units	56	3,669	

Twenty Largest Unitholders

The names of the 20 largest unitholders in the Fund as at 18 August 2022 are as follows:

Holder Name	Number of Units	Percentage of Units on Issue %
BNP Paribas Nominees Pty Ltd Hub24 Custodial Serv Ltd <DRP A/C>	18,600,191	6.41
HSBC Custody Nominees (Australia) Limited	14,091,005	4.85
Netwealth Investments Limited <Wrap Services A/C>	5,688,483	1.96
Citicorp Nominees Pty Limited	4,625,612	1.59
Magellan Financial Group Limited	4,205,963	1.45
Netwealth Investments Limited <Super Services A/C>	3,010,742	1.04
J P Morgan Nominees Australia Pty Limited	1,896,383	0.65
Australian Executor Trustees Limited <IPS IOOF EMPLOYER SUPER A/C>	1,865,053	0.64
Viste Holdings Pty Ltd <Viste Discretionary A/C>	1,663,041	0.57
U/C In Aus Prop Trust (SA) <UC Invest Share Fund A/C>	1,645,177	0.57
Citicorp Nominees Pty Limited <DPSL A/C>	1,549,226	0.53
Magnet Investments Pty Ltd	1,101,525	0.38
Nulis Nominees (Australia) Limited <Navigator Mast Plan Sett A/C>	793,415	0.27
Australian Executor Trustees Limited <No 1 Account>	656,377	0.23
Australian Executor Trustees Limited <IDPS A/C>	646,548	0.22
Klesay Pty Ltd <Klesay S/F A/C>	493,640	0.17
Mirean Investments Pty Ltd <Miriam Henry S/F A/C>	371,000	0.13
Cancer Council Western Australia (Inc)	345,767	0.12
Colonial First State Inv Ltd	306,633	0.11
Richmond Park Resources Pty Ltd	303,962	0.10
Total Units Held by the 20 Largest Unitholders	63,859,743	21.99
Total Units on Issue	290,370,366	100.00

Units

All issued units carry one vote per unit and the right to distributions.

Stock Exchange Listing

The Fund's ASX code is "MICH" for its units.

Corporate Information

Directors

Robert Fraser - Chairman

John Eales AM

Colette Garnsey OAM

David George - Chief Executive Officer and Managing Director

Hamish McLennan

Kirsten Morton - Chief Operating Officer and Chief Financial Officer

Karen Phin

Company Secretary

Marcia Venegas

Registered Office

Level 36, 25 Martin Place

Sydney NSW 2000

Telephone: 1800 6243 5526 (Australia), +61 2 9235 4888 (International)

Fax: +61 2 9235 4800

Email: info@magellangroup.com.au

Website

<http://www.magellangroup.com.au>

Auditor

Ernst & Young

200 George Street

Sydney NSW 2000

Unit Registrar

LINK Market Services Limited

Level 12, 680 George Street

Sydney NSW 2000

Telephone: 1800 206 847

Fax: +61 2 9287 0303

Email: magellan@linkmarketservices.com.au