

1. Company details

Name of Entity	Felix Group Holdings Limited
ABN	65 159 858 509
Reporting period:	For the year ended 30 June 2022
Previous period:	For the year ended 30 June 2021

2. Results for announcements to the market

				\$'000
Sales revenues from continuing activities	up	9%	to	3,915
Other revenues from continuing activities	down	66%	to	208
Loss from continuing activities after tax attributable to the owners of Felix Group Holdings Limited	down	30%	to	(7,555)
Total comprehensive loss for the year attributable to the owners of Felix Group Holdings Limited	down	30%	to	(7,546)

Dividends

No final dividend was paid in relation to the year ended 30 June 2022.

Comments

The loss for the consolidated entity after providing for income tax amounted to \$7,555,156 (30 June 2021: \$10,778,397).

3. Net tangible assets

	Reporting period (cents)	Previous period (cents)
Net tangible assets per ordinary security	5	7

4. Control gained over entities

No control has been gained over entities during the period.

Appendix 4E Annual report



5. Loss of control over entities

No loss of control has occurred over entities during the period

6. Details of associates and joint venture entities

There are no associates or joint ventures

7. Audit qualification or review

Details of audit/review dispute or qualification (if any):

The financial statements have been audited and an unmodified opinion has been issued.

8. Attachments

Details of attachments (if any):

The Annual Report of Felix Group Holdings Limited for the year ended 30 June 2022 is attached.

9. Signed

Michael Bushby
Director

22 August 2022

felix

Annual Report 30 June 2022

For personal use only



Contents

For personal use only
5
6
27
28
29
30
31
67
68
71

	Chairmans letter
	Corporate information
	Directors' report
	Statement of profit or loss and other comprehensive income
	Statement of financial position
	Statement of changes in equity
	Statement of cash flows
	Notes to the financial statements
	Directors' declaration
68	Independent auditor's report to the members of Felix Group Holdings Limited
71	Shareholder information

Chairman's Letter



Dear Shareholders

On behalf of the Board of Directors, I am pleased to report that FY22 was a successful and productive year for Felix as we continued to execute on our strategy of becoming the market-leading enterprise procurement and marketplace platform for commercial construction and related industries. It is with great pleasure we present this annual report to shareholders.

Throughout the year, we continued to execute against our Contractor-led growth strategy, securing new customers and converting our growing pipeline. The onboarding of highly strategic leading Contractor customers, including Fulton Hogan and Seymour Whyte, demonstrated the growing industry adoption of Felix's enterprise solution. Felix has also continued to see traction in related sectors outside of construction, including Diversified Real Estate through the cornerstone contract with GPT Group (ASX.GPT), and the Resources sector with Atlas Iron, highlighting the platform's broad applicability. The growth of Contractors also continues to build the scale and long-term value of the Vendor Marketplace.

We continued our planned investment into Felix's platform in line with our product roadmap. Felix launched the highly anticipated Procurement Schedule module, significantly expanding the enterprise platform capabilities and the value proposition for Contractors. In addition, we continued to deliver upgrades across our modules to improve user experience and scalability of the Felix's solution.

Earlier this year, we signed a milestone strategic partnership agreement with InEight, a global leader in construction project management software with over 850 enterprise customers. InEight is a wholly owned subsidiary of Kiewit Corporation, one of the largest and most respected construction and engineering organisations in North America who was ranked #243 in Forbes' 2021 Fortune 500 list. Since signing, the Felix and InEight management teams have engaged extensively to progress various commercial and platform initiatives, ahead of an expected acceleration of sales opportunities through the partnership. To capitalise on the growing interest for Felix's solution in the North American markets, Felix has appointed a former Aconex and Oracle Sales Director to lead the Company's growth and sales strategy in the region.

In May, Felix completed a A\$6.8m capital raising under a placement, led by InEight, and share purchase plan. Proceeds of the capital raising will primarily be used to accelerate the strategic partnership with InEight by expanding Felix's sales and marketing capacity and develop new features and integrations with InEight's platform. In addition, the transaction was an opportunity for Felix to strengthen its register by adding new institutional investors and InEight, who are highly aligned with Felix's long-term growth profile.

In the year ahead, Felix will continue to focus on delivering phase 2 of our growth strategy to rapidly increase the number of Contractors adopting the platform, drive scale and engagement of the user base and grow revenues. In line with our product roadmap, the Company will continue to develop and commercialise key strategic platform initiatives to support our ongoing growth. In addition, we are particularly excited to unlock the significant opportunities to scale the platform through our strategic partnership with InEight. Felix is well positioned to continue to execute against its strategic priorities to drive Contractor adoption of the platform, deliver its product roadmap and scale the Vendor marketplace to unlock the value of the platform. The Company will continue to focus on efficiently and prudently deploying its capital in line with its strategic priorities while retaining balance sheet flexibility. Together, the Board

Chairman's Letter

and management's attention remains firmly on Felix's long-term value creation strategy for shareholders.

I would like to extend my thanks to Mike Davis and the entire Felix team for their hard work and dedication in executing on what was a significant year for Felix. Finally, we would like to thank our shareholders for their ongoing support.

Our Annual Meeting is scheduled for 18 November and I look forward to presenting to many of you there.

Yours faithfully,

A handwritten signature in black ink, appearing to read 'MBB CC', with a horizontal line extending to the right.

Michael Bushby
Chairman

For personal use only

Corporate information

Directors	Michael Bushby Mike Davis (Managing Director) Joycelyn Morton (since July 2021) Rob Phillpot George Rolleston Michael Trusler
Company Secretary & CFO	James Frayne
Notice of annual general meeting	The annual general meeting of Felix Group Holdings Limited is expected to be held on 18 November 2022.
Registered office	Unit 4 34 Navigator Place Hendra QLD 4011
Principal place of business	Unit 4 34 Navigator Place Hendra QLD 4011 Phone: 1300 010 527
Share register	Computershare Limited Yarra Falls 452 Johnston Street Abbotsford VIC 3067 Phone: +61 03 9415 5000
Auditor	Grant Thornton Audit Pty Ltd
Stock exchange listing	Felix Group Holdings Limited shares are listed on the Australian Securities Exchange (ASX code: FLX)
Website	www.felix.net
Corporate Governance Statement	https://www.felix.net/investors/corporate-governance
ASX Listing Rule 4.10.19 Statement	The Consolidated Entity confirms that, in accordance with ASX Listing Rule 4.10.19, that it has used the cash (and assets in a form readily convertible to cash) from the time of admission in a way that is consistent with its business objectives during the period from admission to the reporting date.

Felix Group Holdings Limited

Directors' report

Information on the Directors

At the date of this report, the Board comprised five Non-executive Directors and the Managing Director.

The following persons were directors of Felix Group Holdings Limited during the whole of the financial year and up to the date of this report, unless otherwise stated:

Michael Bruce Bushby BE, BBus, MEng, FAICD

Non-executive Chairman – Independent

Michael Bushby was appointed to the Board as Chairman on 17 November 2020.

Michael has over 30 years of experience in the transport sector and is the current President of Roads Australia. He is the former Chairman of EROAD Ltd (NZX:ERD), a former Chief Executive of Roads & Traffic Authority in NSW and held leadership roles at Leighton Contractors and Ventia.

Michael also Chairs the Nomination and Remuneration Committee.

Michael (Mike) Peter Davis MAICD

Managing Director – Non-independent

Mike is a Co-Founder and the Chief Executive Officer and Managing Director of Felix.

Mike has over 12 years' experience running technology companies. Prior to co-founding Felix, Mike founded and led global consumer e-commerce business Canvas & Canvas for three years. Prior to founding Canvas & Canvas, Mike held a senior management role with web technology company Como Group.

Mike started his career as a professional sportsman and was listed at both Essendon Football Club and Carlton Football Club.

Mike is a member of the Audit and Risk Committee.

Joycelyn Cheryl Morton BEc, FCA, FCPA, FIPA, FGIA, FAICD

Non-executive Director – Independent

Joycelyn was appointed on 14 July 2021 to the Board as Chair of the Audit and Risk Committee.

She has an extensive business and accounting background and has worked in a number of senior financial roles both in Australia and internationally, with particular expertise in taxation. Ms. Morton is a Non-executive Director of, Argo Global Listed Infrastructure Ltd (ASX:ALI) (since 2015) and Gelion PLC (GBX:GELN). She was previously a Non-executive Director of Argo Investments Ltd (ASX:ARG) (2012-2022) and Beach Energy Ltd (ASX:BPT) (2018-2021). Joycelyn is also a Non-executive Director of ASC Pty Ltd (since 2017) and was a non-executive director Snowy Hydro Ltd (2012 to 2021), both are government enterprises.

Rob William Phillpot BComm, BPD (Hons), MBIdg, GAICD

Non-executive Director – Independent

Rob was appointed to the Board on 22 January 2021.

Rob co-founded Aconex in 2000, which provides collaboration solutions for construction teams. Aconex was acquired by Oracle in 2018 and Rob stayed with Oracle for over 2 years, leading global product strategy. Rob now has a venture fund, Gravel Road Ventures, that focuses on early-stage technology and, in particular, construction tech.

Felix Group Holdings Limited

Directors' report

Information on the Directors

He was a director of Aconex limited (ASX:ACX) from 2014 to 2018 and is also a director of a number of private businesses globally.

Rob is a member of both the Audit and Risk Committee and the Nomination and Remuneration Committee.

George Humphry Davy Rolleston *MAPPFin BBus(Law)*

Non-executive Director – Non-independent

George was appointed to the Board in August 2014.

George is the founder and managing director of Asset Growth Fund Ltd, based in Melbourne. He is also a director of a number of private businesses in Australia and New Zealand in a range of industries, including NZ Listed MHM Automation Ltd. (MHM:NZX)

George is a member of both the Audit and Risk Committee and the Nomination and Remuneration Committee.

Michael Anthony Trusler *BEng*

Non-executive Director – Non-independent

Michael co-founded Felix with Mike Davis in 2012. Prior to Felix, Michael worked as a project engineer at MCG Group, Leighton and Inten Constructions on large infrastructure projects.

Michael currently works as the Chief Operating Officer of Spot Rural Pty Ltd.

Michael is a member of the Nomination and Remuneration Committee

For personal use only

Felix Group Holdings Limited

Directors' report

Principal activities

During the financial year the principal continuing activities of the consolidated entity consisted of the development and sale of the Felix platform, which assists organisations their vendors and suppliers to discover, manage and engage with each other.

Dividends

No dividends were paid or declared for payment since the start of the financial year.

Review of operations

The loss for the consolidated entity after providing for income tax amounted to \$7,555,156 (30 June 2021: \$10,778,397).

Felix is focused on transforming the way Contractors and Vendors discover, manage and engage with each other in sectors with high-risk supply chains such as construction, infrastructure, utilities and mining. The Company made significant operational progress throughout FY22, with new contract wins with Tier 1 and leading Contractors, traction in adjacent high-value sectors, early expansion into international markets and continued optimisation of the technology platform.

Continued demand from Contractors

At the close of FY22, Felix's enterprise platform was licenced by 40 Contractors, an increase of 9 on FY21 (refer to Figure 1). The Company also completed 7 expansion deals throughout the year, highlighting the stickiness of the platform and its ability to grow the value of existing accounts. This was further highlighted through Felix's Contractor Annual Recurring Revenue (ARR) retention rate of 105% at the end of FY22, up from 95% in FY21.

Felix continued to see strong traction in its initial target sectors being 'Government & Infrastructure' and 'Engineering & Construction', with leading Tier 1 and global construction players including Fulton Hogan and Seymour Whyte being signed in FY21. This highlights the growing industry adoption of Felix and validation as a leading enterprise procurement solution and marketplace.

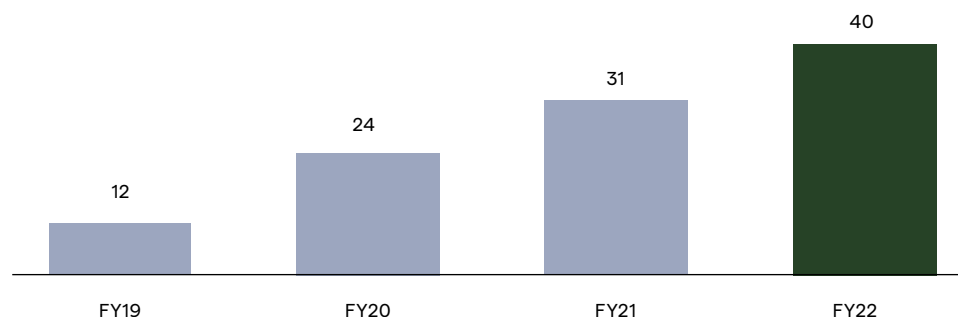
Additionally, in line with Phase 2 of its growth strategy, Felix continued penetration of new, high value and adjacent sectors. This included the signing of cornerstone diversified real estate customer, GPT Group (ASX.GPT), who licensed Felix's full suite of modules. The contract highlights the broad applicability of the platform across various sectors with complex procurement processes, and its ability to be deeply and seamlessly embedded into customer ecosystems. In addition, Felix signed a Contractor in the Resources sector with Atlas Iron, which is expected to drive further adoption across Hancock Prospecting's other subsidiary businesses and the resources industry more generally.

During the year, Felix signed an agreement with Altrad Group's APAC division for the Vendor Management and Sourcing modules across its Australian and South East Asian operations. The contract marked the first Contractor to license the platform for operations outside of Australia. In the latter half of FY22, long-term Contractor Clough expanded its contract to facilitate increased usage across Clough's North American operations. These contracts follow Felix's early investment into the internationalisation of the platform, with Felix's compliance framework based on international standards, making the platform easily deployable to global markets. To capitalise on growing international interest in the platform, Felix appointed a former Aconex and Oracle Sales Director to lead the Company's growth and sales strategy in the North America.

Directors' report

Continued demand from Contractors (cont.)

Fig. 1 - Contractor Customers



In line with Felix's strategic focus on scaling Contractor customers, Contractor ARR contribution increased to 59% in FY22, improving by 9% on pcp (refer to Figure 2). This translates to a material 47% increase in Contractor ARR from A\$1.9m in FY21 to A\$2.8m in FY22 (refer to Figure 3). During the financial year, the Vendor ARR was A\$1.9m, remaining stable relative to FY21.

Fig. 2 - Group Contracted ARR contribution (% of Group ARR)

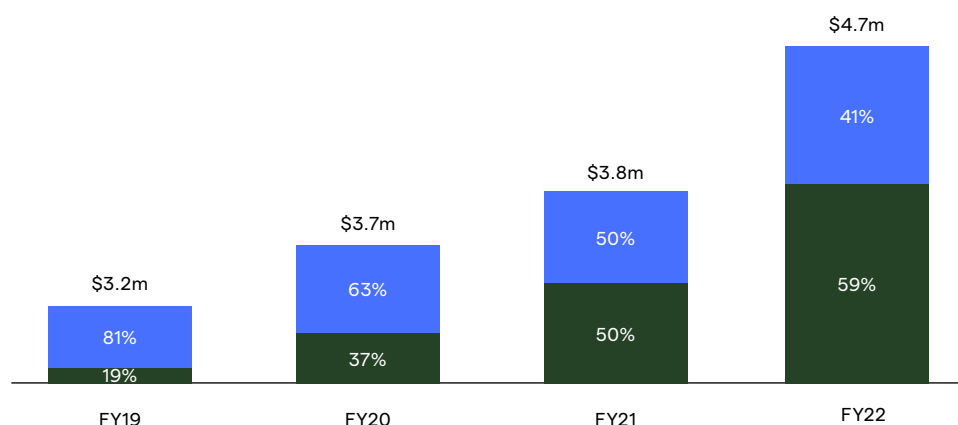
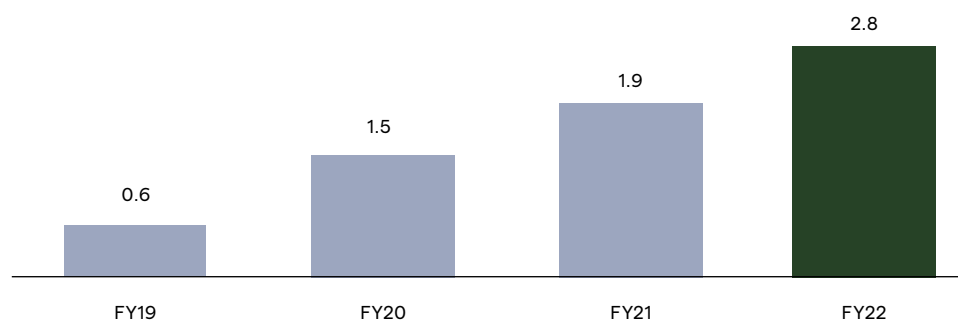


Fig. 3 - Contracted Contractor ARR (\$m)



Vendor Marketplace

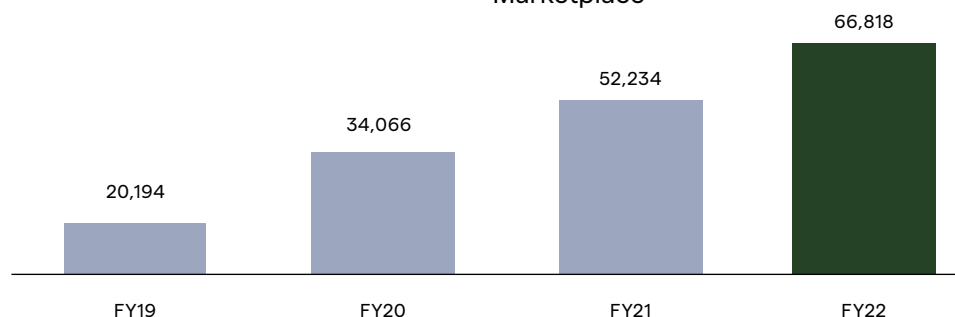
In line with its strategic objectives, the new Contractor customers signed throughout the year have continued to accelerate the scale of the Vendor Marketplace through network effects, subsequently enhancing the long-term value of the marketplace. Felix has grown the number of Vendors in its Vendor Marketplace from 52,234 in FY21 to 66,818 in FY22, representing a 28% increase on pcp (refer to Figure 4).

For personal use only

Directors' report

Vendor marketplace (cont.)

Fig. 4 - Number of Vendors in the Vendor Marketplace



Strategic Partnership

In February 2022, Felix signed a strategic sales and collaboration agreement with InEight, a global leader in construction project management software with over 850 enterprise customers. The agreement provides Felix the immediate opportunity to promote its complimentary solution to InEight's global blue-chip customer base with several sales opportunities already progressing. Felix and InEight have progressed the integration of specific products to enable a connected solution, support joint sales and generate greater value for Contractors. This agreement represents Felix's first international collaboration, highlighting the global relevance of the Company's procurement management platform and growing global profile.

Platform development and expansion

In August 2021, Felix launched the new highly strategic Procurement Schedule module, a tailored solution for organisations to connect critical project planning, scheduling and tracking data with their key sourcing processes. This has since proven to be a key selling point amongst customers.

Felix has also made several enhancements to its existing suite of modules throughout the year. These enhancements were a result of feedback and direct engagement with various stakeholders in Felix's target industries.

Further, the Felix and InEight product teams have worked to progress integrations between the two platforms. The teams commenced work to facilitate dataflow between InEight's Document Management module and Felix's Request for Quote (RFQ) functionality, as well as ongoing integrations to facilitate the flow of Vendor data into InEight's platform. Additional upgrades to Felix's existing APIs are being considered and prioritised as part of the Company's strategic planning process.

Capital Raising

Felix successfully raised A\$6.9m as part of a capital raising led by strategic partner InEight, and strongly supported by new and existing shareholders. The transaction was an opportunity for Felix to strengthen its register through the addition of InEight and a number of new domestic institutional funds. This provides Felix with a strong balance sheet and the flexibility to continue executing on its growth strategy.

Directors' report

Engagement Metrics

Felix has observed strong growth across of its key platform engagement metrics throughout FY22, reflecting expanding usage of its platform and indicating the platform's deepened engagement within customer systems and processes. Key highlights were (for the period ending 30 June 2022):

+171%

Number of active projects vs FY21

Reflects rapid take up of Sourcing modules and penetration Contractor projects

+143%

Total active Vendor compliance documents vs FY21

Demonstrates growing usage of Vendor Management, demonstrating the opportunity to automate document workflows

+209%

Request for Quotations (RFQ) sent by Enterprise customers vs FY21

Reflects growing use by Contractors to source quotes, incentivising Vendors to join the marketplace to access new projects

+83%

Total Contractor user accounts vs FY21

Driven by broadening usage across existing and new customers

For personal use only

Directors' report

Financial Performance

The loss for the consolidated entity after providing for income tax amounted to \$7,555,156 (2021 loss: \$10,778,397)

	2022	2021
Revenue and other income		
Marketplace Subscriptions (Vendors) Revenue	1,875	2,138
Enterprise SaaS (Contractors) Revenue	2,041	1,465
Other income	208	608
Total	4,124	4,211
Expenses		
Employee benefits	(7,200)	(5,343)
Consultants fees	(1,335)	(567)
Listing Costs	-	(1,185)
Net change in fair value of financial liabilities at fair value through profit or loss	-	(2,502)
Share Based Payments	(625)	(1,533)
Other expenses from ordinary activities	(1,769)	(1,136)
Total	(10,929)	(12,266)
EBITDA	(6,805)	(8,055)
Depreciation & Amortisation	(742)	(812)
Finance Costs	(8)	(1,911)
Loss before income tax	(7,555)	(10,778)

Outlook

Felix is well positioned to continue to drive scale across its digital procurement platform. The Company's strong pipeline of new Contractors provides significant opportunity to both grow ARR while continuing to rapidly scale Vendor Marketplace engagement through Contractors mandating usage of Felix across their network of Vendors.

Planned expansion of Contractor modules will further enhance the platform's value proposition to Contractors, delivering opportunities to increase penetration amongst existing Contractors while providing immediate opportunities to win new Contractors.

Development of Vendor compliance modules, to significantly streamline and automate existing practices, provide a further avenue to scale the Vendor Marketplace, underpinning significant additional opportunity to monetise Vendors.

Directors' report

Significant changes in the state of affairs

There were no significant changes in the state of affairs of the consolidated entity during the financial year.

Matters subsequent to the end of the financial year

No matters or circumstance has arisen since 30 June 2022 that has significantly affected, or may significantly affect the consolidated entity's operations, the results of those operations, or the consolidated entity's state of affairs in future financial years.

Environmental regulation

The consolidated entity is not subject to any significant environmental regulation under Australian Commonwealth or State law.

Company secretary

James Frayne (BBus, CA, MBA, MAICD) joined the consolidated entity in 2014 and has held the role of Company Secretary since November 2018. He also has the role of Chief Financial Officer and has over twelve years' experience leading finance functions.

Meetings of directors

The number of meetings of the company's Board of Directors ('the Board') and of each Board committee held during the year ended 30 June 2022, and the number of meetings attended by each director were:

	Full board		Nomination and Remuneration Committee		Audit and Risk Committee	
	Attended	Held	Attended	Held ^a	Attended	Held ^a
Michael Bushby	11	11	1	1	-	-
Mike Davis	11	11	-	-	-	-
Joycelyn Morton	11	11	-	-	4	4
Rob Phillpot	11	11	1	1	4	4
George Rolleston	11	11	1	1	4	4
Michael Trusler	11	11	1	1	-	-

a) Held: represents the number of meetings held during the time the director held office or was a member of the relevant committee. For the 2022 financial year all non-committee members attended all committee meetings of the Nomination and Remuneration Committee and Audit and Risk Committee as guests.

Directors' report - Remuneration report

Remuneration report (audited)

The remuneration report details the key management personnel remuneration arrangements for the consolidated entity, in accordance with the requirements of the Corporations Act 2001 and its Regulations.

Key management personnel are those persons having authority and responsibility for planning, directing and controlling the activities of the entity, directly or indirectly, including all directors.

The remuneration report is set out under the following main headings:

- Principles used to determine the nature and amount of remuneration
- Details of remuneration
- Service agreements
- Share-based compensation
- Additional information
- Additional disclosures relating to key management personnel

Principles used to determine the nature and amount of remuneration

The objective of the consolidated entity's executive reward framework is to ensure reward for performance is competitive and appropriate for the results delivered. The framework aligns executive reward with the achievement of strategic objectives and the creation of value for shareholders, and it is considered to conform to the market best practice for the delivery of reward. The Board of Directors ('the Board') ensures that executive reward satisfies the following key criteria for good reward governance practices:

- Competitiveness and reasonableness
- Acceptability to shareholders
- Performance linkage / alignment of executive compensation
- Transparency

The Nomination and Remuneration Committee is responsible for determining and reviewing remuneration arrangements for its directors and executives. The performance of the consolidated entity depends on the quality of its directors and executives. The remuneration philosophy is to attract, motivate and retain high performance and high-quality personnel.

In consultation with external remuneration consultants (refer to the section 'Use of remuneration consultants' below), the Nomination and Remuneration Committee has structured an executive remuneration framework, coming into full effect in 2022 financial year, that is market competitive and complementary to the reward strategy of the consolidated entity.

The reward framework is designed to align executive reward to shareholders' interests. The Board have considered that it should seek to enhance shareholders' interests by:

- Having financial performance as a core component of plan design
- Focusing on sustained growth in shareholder wealth, consisting of growth in share price, and delivering constant or increasing return on assets as well as focusing the executive on key non-financial drivers of value
- Attracting and retaining high calibre executives

Additionally, the reward framework should seek to enhance executives' interests by:

- Rewarding capability and experience
- Reflecting competitive reward for contribution to growth in shareholder wealth
- Providing a clear structure for earning rewards

In accordance with best practice corporate governance, the structure of non-executive director and executive director remuneration is separate.

Directors' report - Remuneration report

Non-executive directors remuneration

Fees and payments to non-executive directors reflect the demands and responsibilities of their role. Non-executive directors' fees and payments are reviewed annually by the Nomination and Remuneration Committee. The Nomination and Remuneration Committee may, from time to time, receive advice from independent remuneration consultants to ensure non-executive directors' fees and payments are appropriate and in line with the market. The Chairman's fees are determined independently to the fees of other non-executive directors based on comparative roles in the external market. The Chairman is entitled to receive \$110,000 per annum, the chair of the audit and risk committee receives \$75,000 and non-executive directors receive \$55,000 per annum for their roles.

ASX listing rules require the aggregate non-executive directors' remuneration be determined periodically by a general meeting. The most recent determination was at the Annual General Meeting held on 29 November 2021, where the shareholders approved (99.83%) the remuneration report for the 2021 financial year.

Executive remuneration

The consolidated entity aims to reward executives based on their position and responsibility, with a level and mix of remuneration which has both fixed and variable components.

The executive remuneration and reward framework has four components:

- Base pay and non-monetary benefits
- Short-term performance incentives
- Share-based & option payments
- Other remuneration such as superannuation and long service leave

Fixed remuneration, consisting of base salary, superannuation and non-monetary benefits, will be reviewed annually by the Nomination and Remuneration Committee based on individual and business unit performance, the overall performance of the consolidated entity and comparable market remunerations.

The short-term incentives ('STI') program, is designed to align the targets of the business units with the performance hurdles of executives. STI payments are granted to executives based on specific annual targets and key performance indicators ('KPI's') being achieved. KPI's include EBITDA performance and a mix of role specific metrics for the different executives.

For the financial year ending 30 June 2022 all executives qualified for their entitlement to STI cash bonuses as a result of achieving EBITDA performance targets and role specific metrics.

The long-term incentives ('LTI') include long service leave and share-based payments. Remuneration is awarded to executives over a period of two to five years based on long-term incentive measures.

Consolidated entity performance and link to remuneration

Remuneration for certain individuals is directly linked to the performance of the consolidated entity. A portion of cash bonus and incentive payments are dependent on defined EBITDA targets being met. The remaining portion of the cash bonus and incentive payments are at the discretion of the Nomination and Remuneration Committee.

The Nomination and Remuneration Committee is of the opinion that the improved results can be attributed in part to the adoption of performance based compensation and is satisfied that this improvement will continue to increase shareholder wealth if maintained over the coming years.

Directors' report - Remuneration report

Details of remuneration Amounts of remuneration

Details of the remuneration of key management personnel of the consolidated entity are set out in the following tables.

The key management personnel of the consolidated entity consisted of the following directors of Felix Group Holdings Limited:

- Michael Bushby - Non-Executive Chairman
- Mike Davis - Executive Director and Chief Executive Officer
- Joycelyn Morton - Non-Executive Director (appointed on 14 July 2021)
- Rob Phillpot - Non-Executive Director
- George Rolleston - Non-Executive Director
- Michael Trusler - Non-Executive Director

And the following persons:

- James Frayne - Company Secretary and CFO

2022	Short-term benefits		Non-monetary (\$)	Post-employment benefits	Long-term benefits	Share-based payments		Total (\$)
	Cash salary and fees (\$)	STI - Cash bonus (\$)		Super-annuation (\$)	Long service leave (\$)	LTI - Equity-settled shares (\$)	LTI - Equity-settled options (\$)	
Non-Executive Directors:								
Michael Bushby (Chairman)	110,000	-	-	11,000	-	-	12,608	133,608
Joycelyn Morton ^a	67,554	-	-	6,755	-	-	35,645	109,954
Rob Phillpot	55,000	-	-	5,500	-	-	95,037	155,537
George Rolleston	55,000	-	-	5,500	-	-	6,304	66,804
Michael Trusler	55,000	-	-	5,500	-	5,500	6,304	72,304
Executive Directors:								
Mike Davis ^b	305,347	68,750	-	37,614	-	12,187	42	423,940
Other Key Management Personnel:								
James Frayne	215,900	53,750	-	27,144	-	21,163	9,236	327,193
Total	863,801	122,500	-	99,013	-	38,850	165,176	1,289,340

^a Joycelyn Morton was appointed to the Board on 14 July 2021 as a Director and Chair of the Audit and Risk Committee

^b Mike Davis cashed out \$30,347 of annual leave to fund share purchases of Felix shares.

Directors' report - Remuneration report

2021	Short-term benefits			Post-employment benefits	Long-term benefits		Share-based payments		Total (\$)
	Cash salary and fees (\$)	STI - Cash bonus (\$)	Non-monetary (\$)	Superannuation (\$)	Long service leave (\$)	LTI - Equity-settled shares (\$)	LTI - Equity-settled options (\$)		
Non-Executive Directors:									
Michael Bushby ^a (Chairman)	58,929	-	-	5,598	-	-	38,725		103,252
Michael Trusler	35,987	-	-	3,419	-	7,333	31,892		78,631
George Rolleston	35,987	-	-	3,419	-	-	19,363		58,769
Rob Phillpot ^b	19,643	-	-	1,866	-	-	-		21,509
David Williams ^c	13,699	-	-	1,301	-	-	21,000		36,000
Gail Jukes ^d	-	-	-	-	-	-	-		-
Executive Directors:									
Mike Davis	200,946	-	-	18,613	-	16,250	27,765		263,574
Other Key Management Personnel:									
James Frayne	157,176	-	-	14,875	-	28,217	53,852		254,120
Total	522,367	-	-	49,091	-	51,800	192,597		815,855

^a Michael Bushby was appointed to the Board on 17 November 2020

^b Rob Phillpot was appointed to the Board on 22 January 2021

^c Represents remuneration from 1 July 2020 to 28 October 2020.

^d Appointed on 19 November 2020 and resigned on 24 November 2020 due to existing commitments.

The proportion of remuneration linked to performance and the fixed proportion are as follows:

Name	Fixed remuneration		At risk - STI		At risk - LTI	
	2022	2021	2022	2021	2022	2021
Executive Directors:						
Mike Davis	79%	83%	18%	0%	3%	17%
Other Key Management Personnel:						
James Frayne	73%	68%	18%	0%	9%	32%

Directors' report - Remuneration report

The proportion of the cash bonus paid/payable or forfeited is as follows:

Name	Cash bonus paid/payable		Cash bonus forfeited	
	2022	2021	2022	2021
Executive Directors:				
Mike Davis	100%	-	-	-
Other Key Management Personnel:				
James Frayne	100%	-	-	-

Employment agreements Remuneration and other terms of employment for key management personnel are formalised in Employment agreements. Details of these agreements are as follows:

Name: Mike Davis
Title: Managing Director and Chief Executive Officer
Agreement commenced: 29 October 2020

Details: Base salary for the year ending 30 June 2022 of \$275,000 plus superannuation, to be reviewed annually by the Nomination and Remuneration Committee. 6 month termination notice by either party, cash bonus of 25% base salary as per Nomination and Remuneration Committee approval and EBITDA achievement for the 2022 financial year (achieved), non-solicitation and non-compete clauses. Performance rights totalling 80% of annual total fixed remuneration was granted after a resolution of shareholders was passed at the AGM on 29 November 2021. The revenue milestones required to issue the performance rights were not achieved in the 2022 financial year.

Name: James Frayne
Title: Company Secretary and CFO
Agreement commenced: 29 October 2020

Details: Base salary for the year ending 30 June 2022 of \$215,000 plus superannuation, to be reviewed annually by the Nomination and Remuneration Committee. 6 month termination notice by either party, cash bonus of 25% base salary as per Nomination and Remuneration Committee approval and EBITDA achievement for the 2022 financial year (acheived), non-solicitation and non-compete clauses.

Key management personnel have no entitlement to termination payments in the event of removal for misconduct.

Directors' report - Remuneration report

Share-based compensation Issue of shares

Details of shares issued to directors and other key management personnel as part of the 'Salary Sacrifice Employee Share Scheme' during the year ended 30 June 2022 are set out below:

Name	Date	Shares	Issue Price	\$
Mike Davis	1 July 2021	45,138	\$0.27	12,187
Michael Trusler	1 July 2021	20,370	\$0.27	5,500
James Frayne	1 July 2021	78,381	\$0.27	21,163

Directors' report - Remuneration report

Options

The terms and conditions of each grant of options over ordinary shares affecting remuneration of directors and other key management personnel in this financial year or future reporting years are as follows:

Name	Number of options granted	Grant date	Vesting date and exercisable date	Expiry date	Exercise price	Fair value per option at grant date
Rob Phillpot	231,482	29 November 2021	29 November 2021 & 29 November 2021	12 January 2026	\$0.36	\$0.114
Rob Phillpot	231,481	29 November 2021	12 January 2022 & 12 January 2022	12 January 2026	\$0.36	\$0.114
Rob Phillpot	462,963	29 November 2021	12 January 2023 & 12 January 2023	12 January 2026	\$0.36	\$0.114
Rob Phillpot	462,963	29 November 2021	12 January 2024 & 12 January 2024	12 January 2026	\$0.36	\$0.114
Joycelyn Morton	213,333	29 November 2021	29 November 2021 & 29 November 2021	14 July 2024	\$0.36	\$0.086
Joycelyn Morton	213,334	29 November 2021	14 July 2022 & 14 July 2022	14 July 2024	\$0.36	\$0.086

Options granted carry no dividend or voting rights.

All options were granted over unissued fully paid ordinary shares in the company. The number of options granted was determined having regard to the satisfaction of performance measures and weightings as described above in the section 'Consolidated entity performance and link to remuneration'. Options vest based on the provision of service over the vesting period. The executive becomes beneficially entitled to the option on vesting date. Options are exercisable by the holder as from the vesting date. There has not been any alteration to the terms or conditions of the grant since the grant date. There are no amounts paid or payable by the recipient in relation to the granting of such options other than on their potential exercise.

Values of options over ordinary shares granted, exercised and lapsed for directors and other key management personnel as part of compensation during the year ended 30 June 2022 are set out below:

2022

Name	Value of options granted during the year \$	Value of options exercised during the year \$	Value of options lapsed during the year \$	Remuneration consisting of options for the year %
Michael Bushby	-	-	-	9%
Mike Davis	-	12,187	-	0%
Joycelyn Morton	35,645	-	-	27%
Rob Phillpot	95,037	-	-	71%
George Rolleston	-	-	-	5%
Michael Trusler	-	5,500	-	5%
James Frayne	-	21,163	-	7%

Directors' report - Remuneration report

2021

Name	Value of options granted during the year \$	Value of options exercised during the year \$	Value of options lapsed during the year \$	Remuneration consisting of options for the year %
Michael Bushby	51,333	-	-	38%
Mike Davis	48,749	-	-	11%
George Rolleston	25,667	-	-	24%
Michael Trusler	47,666	-	-	41%
David Williams*	21,000	-	-	58%
James Frayne	122,252	-	-	22%

*Options were granted to Kidder Williams Ltd, which David Williams controls and is a Director.'

Additional disclosures relating to key management personnel

Shareholding

The number of shares in the company held during the financial year by each director and other members of key management personnel of the consolidated entity, including their personally related parties, is set out below:

Name	Balance at the start of the year	Exercised Options	Additions	Disposals/ transfers	Balance at the end of the year
Ordinary shares					
Michael Bushby	100,000	-	405,000	-	505,000
Mike Davis ^a	8,486,538	45,138	252,544	-	8,784,220
Joycelyn Morton	-	-	256,000	-	256,000
Rob Phillpot	1,388,889	-	-	-	1,388,889
George Rolleston	10,247,962	-	120,000	-	10,367,962
Michael Trusler ^a	8,461,770	20,370	227,272	-	8,709,412
James Frayne	138,381	78,381	20,347	-	237,109
Total	20,332,140	143,889	1,281,163	-	21,757,192

a) At the beginning of the period Michael Trusler and Mike Davis held 8,441,400 shares in the consolidated entity through a jointly controlled entity M.A.D Technologies Pty Ltd. (8,441,400 were held in this entity at the end of the period).

Directors' report - Remuneration report

Option holding

The number of options over ordinary shares in the company held during the financial year by each director and other members of key management personnel of the consolidated entity, including their personally related parties, is set out below:

Name	Balance at the start of the year	Granted	Exercised	Expired/forfeited/other	Balance at the end of the year	Vested and exercisable
Options over ordinary shares						
Michael Bushby	611,111	-	-	-	611,111	611,111
Mike Davis	135,415	-	(45,138)	-	90,277	-
Joycelyn Morton	-	426,667	-	-	426,667	213,333
Rob Phillpot	-	1,388,889	-	-	1,388,889	462,963
George Rolleston	305,555	-	-	-	305,555	305,555
Michael Trusler	366,665	-	(20,370)	-	346,295	305,555
James Frayne	392,304	-	(78,381)	-	313,923	-
Total	1,811,050	1,815,556	(143,889)	-	3,482,717	1,898,517

Other transactions with key management personnel and their related parties

Kidder Williams Ltd managing director, David Williams, was a director of the Group until 28 October 2020. David is the largest shareholder of the Company (15%) via the entity Moggs Creek Pty Ltd.

Kidder Williams was engaged to provide corporate advisory services for the IPO. The agreement required Felix to pay:

- a) \$10,000 per month retainer, ended January 2021;
- b) success fee of \$200,000 cash;
- c) success fee of 500,000 unquoted call options over unissued Shares to be issued upon exercise that shall rank pari passu with existing Shares, which expire 3 years from date of their issue, have an exercise price of \$0.58 per option. The value of these options at 30 June 2021 is \$19,500;
- d) success fee of 500,000 unquoted call options over unissued Shares to be issued upon exercise that shall rank pari passu with existing Shares, which expire 3 years from date of their issue, have an exercise price of \$0.72 per option. The value of these options at 30 June 2021 is \$1,500; and
- e) A mandate for 12 months following the date of the ASX Listing to undertake a watching brief for potential M&A/capital raising opportunities at \$25,000 per month for 12 months, ending December 2021. Should any M&A opportunity or capital raising arise, fees will be separately agreed.

This concludes the remuneration report, which has been audited.

Directors' report

All shares under option Unissued ordinary shares of Felix Group Holdings Limited under option at the date of this report are as follows:

Grant date	Expiry date	Exercise price	Number under option
10 December 2020	7 January 2024	\$0.58	500,000
10 December 2020	7 January 2024	\$0.72	500,000
10 December 2020	8 January 2024	\$0.36	1,222,221
10 December 2020	31 December 2026	\$0.00	1,277,005
29 November 2021	12 January 2026	\$0.36	1,388,889
29 November 2021	14 July 2024	\$0.36	426,667

No person entitled to exercise the options had or has any right by virtue of the option to participate in any share issue of the company or of any other body corporate.

Shares issued on the exercise of options

The ordinary shares of Felix Group Holdings Limited were issued during the year ended 30 June 2022 and up to the date of this report on the exercise of options granted.

Date options granted	Date options exercised	Exercise price	Number of shares issued
10 December 2020	1 July 2021	\$0.00	1,355,338
10 December 2020	1 July 2022	\$0.00	2,139,170

Indemnity and insurance of directors and officers

The company has indemnified the directors and officers of the company for costs incurred, in their capacity as a director or officer, for which they may be held personally liable, except where there is a lack of good faith.

During the financial year, the company paid a premium in respect of a contract to insure the directors and executives of the company against a liability to the extent permitted by the Corporations Act 2001. The contract of insurance prohibits disclosure of the nature of the liability and the amount of the premium.

Indemnity and insurance of auditor

The company has not, during or since the end of the financial year, indemnified or agreed to indemnify the auditor of the company or any related entity against a liability incurred by the auditor.

During the financial year, the company has not paid a premium in respect of a contract to insure the auditor of the company or any related entity.

Directors' report

Proceedings on behalf of the company

No person has applied to the Court under section 237 of the Corporations Act 2001 for leave to bring proceedings on behalf of the company, or to intervene in any proceedings to which the company is a party for the purpose of taking responsibility on behalf of the company for all or part of those proceedings.

Non-audit services

The directors are satisfied that the provision of non-audit services during the financial year, by the auditor (or by another person or firm on the auditor's behalf), is compatible with the general standard of independence for auditors imposed by the Corporations Act 2001.

The directors are of the opinion that the services do not compromise the external auditor's independence requirements of the Corporations Act 2001 for the following reasons:

- All non-audit services have been reviewed and approved to ensure that they do not impact the integrity and objectivity of the auditor; and
- None of the services undermine the general principles relating to auditor independence as set out in APES 110 Code of Ethics for Professional Accountants issued by the Accounting Professional and Ethical Standards Board, including reviewing or auditing the auditor's own work, acting in a management or decision-making capacity for the company, acting as advocate for the company or jointly sharing economic risks and rewards.

There are no officers of the company who are former partners of Grant Thornton Australia Limited.

Rounding of amounts

The company is of a kind referred to in Corporations Instrument 2016/191, issued by the Australian Securities and Investments Commission, relating to 'rounding-off'. Amounts in this report have been rounded off in accordance with that Corporations Instrument to the nearest thousand dollars, or in certain cases, the nearest dollar.

A copy of the auditor's independence declaration as required under section 307C of the Corporations Act 2001 is set out immediately after this directors' report.

Auditor's independence declaration

Grant Thornton Audit Pty Ltd continues in office in accordance with section 327 of the Corporations Act 2001.

Auditor

This report is made in accordance with a resolution of directors, pursuant to section 298(2)(a) of the Corporations Act 2001.

On behalf of the directors



Michael Bushby
Director

22 August 2022
Brisbane

Auditor's independence declaration



Grant Thornton Audit Pty Ltd

King George Central
Level 18
145 Ann Street
Brisbane QLD 4000
GPO Box 1008
Brisbane QLD 4001
T +61 7 3222 0200

Auditor's Independence Declaration

To the Directors of Felix Group Holdings Limited

In accordance with the requirements of section 307C of the *Corporations Act 2001*, as lead auditor for the audit of Felix Group Holdings Limited for the year ended 30 June 2022, I declare that, to the best of my knowledge and belief, there have been:

- a no contraventions of the auditor independence requirements of the Corporations Act 2001 in relation to the audit; and
- b no contraventions of any applicable code of professional conduct in relation to the audit.

A handwritten signature in blue ink that reads "Grant Thornton".

Grant Thornton Audit Pty Ltd
Chartered Accountants

A handwritten signature in blue ink that reads "CDJ Smith".

CDJ Smith
Partner – Audit & Assurance

Brisbane, 22 August 2022

Introduction

General Information

The financial statements cover Felix Group Holdings Limited as a consolidated entity consisting of Felix Group Holdings Limited and the entities it controlled at the end of, or during, the year. The financial statements are presented in Australian dollars, which is Felix Group Holdings Limited's functional and presentation currency.

Felix Group Holdings Limited is a listed public company limited by shares, incorporated and domiciled in Australia. Its registered office and principal place of business are:

Registered office & Principal place of business

Unit 4
34 Navigator Place
Hendra QLD 4011

A description of the nature of the consolidated entity's operations and its principal activities are included in the directors' report, which is not part of the financial statements.

The financial statements were authorised for issue, in accordance with a resolution of directors, on 22 August 2022. The directors have the power to amend and reissue the financial statements.

For personal use only

Consolidated statement of profit or loss and other comprehensive income

— For the year ended 30 June 2022

Consolidated

	Note	2022 (\$'000)	2021 (\$'000)
REVENUE			
Sales revenue	4	3,915	3,603
Other income	5	208	608
EXPENSES			
Consultants fees		(1,335)	(567)
Depreciation and amortisation expense		(742)	(812)
Employee benefits expense		(7,200)	(5,343)
Finance costs	6	(8)	(1,911)
Listing costs	8	-	(1,184)
Net change in fair value of financial liabilities at fair value through profit or loss	8/20	-	(2,502)
Other expenses	7	(1,769)	(1,137)
Share based payments		(624)	(1,533)
LOSS BEFORE INCOME TAX EXPENSE		(7,555)	(10,778)
Income tax (expense)/ benefit	9	-	-
Loss after income tax expense for the-year		(7,555)	(10,778)
Other comprehensive income			
Items that may be reclassified subsequently to profit or loss			
Exchange differences on translating foreign controlled entities		9	1
Other comprehensive income for the half-year, net of tax		9	1
TOTAL COMPREHENSIVE LOSS FOR THE YEAR ATTRIBUTABLE TO MEMBERS OF FELIX GROUP HOLDINGS LIMITED		(7,546)	(10,777)
Loss per share for profit attributable to the members of Felix Group Holdings Limited		Cents	Cents
Basic loss per share	37	5.61	10.82
Diluted loss per share	37	5.61	10.82

Consolidated statement of Financial Position

— As at year ended 30 June 2022

	Note	2022 (\$'000)	2021 (\$'000)
ASSETS			
<i>Current assets</i>			
Cash and cash equivalents	10	4,878	8,930
Trade and other receivables	11	424	137
Deposits held	12	4,000	-
Contract assets	13	29	36
Other	14	896	615
Total current assets		10,227	9,718
<i>Non-current assets</i>			
Property, plant and equipment	15	110	105
Right of use assets	16	-	155
Intangible assets	17	533	596
Contract assets	13	270	68
Total non-current assets		913	924
Total assets		11,140	10,642
LIABILITIES			
<i>Current liabilities</i>			
Trade and other payables	18	1,443	1,021
Contract liabilities	19	1,907	1,404
Borrowings	20	-	-
Lease liabilities	21	-	155
Derivative financial instruments	22	-	-
Short term provisions	23	478	403
Total current liabilities		3,828	2,983
<i>Non-current liabilities</i>			
Lease liabilities	21	-	-
Long term provisions	24	280	314
Total non-current liabilities		280	314
Total liabilities		4,108	3,297
Net assets		7,032	7,345
EQUITY			
Issued capital	25	48,644	41,548
Reserves	26	1,175	1,029
Retained profits/ (accumulated losses)		(42,787)	(35,232)
Total equity		7,032	7,345

Consolidated statement of changes in equity

— For the year ended 30 June 2022

Consolidated	Issued capital (\$'000)	Reserves		Retained profits/ accumulated losses (\$'000)	Total equity (\$'000)
		Share Based Payments (\$'000)	Foreign Exchange (\$'000)		
Balance at 1 July 2020	16,765	-	(1)	(24,454)	(7,690)
Loss after income tax expense for the year	-	-	-	(10,778)	(10,778)
Other comprehensive income for the year, net of tax	-	-	1	-	1
Total comprehensive income for the year	-	-	1	(10,778)	(10,777)
Contributions of equity, net of transaction costs	24,783	-	-	-	24,783
Share-based payments capitalised	-	1,029	-	-	1,029
Balance at 30 June 2021	41,548	1,029	-	(35,232)	7,345

Consolidated	Issued capital (\$'000)	Reserves		Retained profits/ accumulated losses (\$'000)	Total equity (\$'000)
		Share Based Payments (\$'000)	Foreign Exchange (\$'000)		
Balance at 1 July 2021	41,548	1,029	-	(35,232)	7,345
Loss after income tax expense for the year	-	-	-	(7,555)	(7,555)
Other comprehensive income for the year, net of tax	-	-	9	-	9
Total comprehensive income for the year	-	-	9	(7,555)	(7,546)
Contributions of equity, net of transaction costs	6,608	-	-	-	6,608
Share-based payments capitalised	-	625	-	-	625
Share-based payments exercised	488	(488)	-	-	-
Balance at 30 June 2022	48,644	1,166	9	(42,787)	7,032

Consolidated statement of cash flows

— For the year ended 30 June 2022

	Note	2022 (\$'000)	2021 (\$'000)
Cash flows from operating activities			
Receipts from operations (inclusive of GST):			
Customers		4,848	3,799
Government incentives		188	1,010
Payments to suppliers and employees (inclusive of GST)		(11,172)	(7,577)
		(6,136)	(2,768)
Interest received		13	3
Interest and other finance costs paid		(8)	(25)
Net cash from/(used in) operating activities	34	(6,131)	(2,790)
Cash flows from investing activities			
Payments for property, plant and equipment		(49)	(30)
Payments for intangibles		(480)	(202)
Payment for deposits		(4,000)	-
Net cash from/(used in) investing activities		(4,529)	(232)
Cash flows from financing activities			
Proceeds of share issue		6,879	12,000
Payment of share issue costs		(271)	(851)
Net proceeds/ (repayment) of borrowings		-	(165)
Net cash from/(used in) financing activities		6,608	10,984
Net increase/ (decrease) in cash and cash equivalents		(4,052)	7,962
Cash and cash equivalents at the beginning of the financial half-year		8,930	968
Cash and cash equivalents at the end of the financial half-year	10	4,878	8,930

Notes to the financial statements

Note 1. Significant accounting policies

The principal accounting policies adopted in the preparation of the financial statements are set out below. These policies have been consistently applied to all the years presented, unless otherwise stated.

New or amended Accounting Standards and Interpretations adopted

The consolidated entity has adopted all of the new or amended Accounting Standards and Interpretations issued by the Australian Accounting Standards Board ('AASB') that are mandatory for the current reporting period.

Any new or amended Accounting Standards or Interpretations that are not yet mandatory have not been early adopted.

Basis of preparation

These general purpose financial statements have been prepared in accordance with Australian Accounting Standards and Interpretations issued by the Australian Accounting Standards Board ('AASB') and the Corporations Act 2001, as appropriate for for-profit oriented entities. These financial statements also comply with International Financial Reporting Standards as issued by the International Accounting Standards Board ('IASB').

Historical cost convention

The financial statements have been prepared under the historical cost convention, except for, where applicable, the revaluation of financial assets and liabilities at fair value through profit or loss, financial assets at fair value through other comprehensive income, investment properties, certain classes of property, plant and equipment and derivative financial instruments.

Critical accounting estimates

The preparation of the financial statements requires the use of certain critical accounting estimates. It also requires management to exercise its judgement in the process of applying the consolidated entity's accounting policies. The areas involving a higher degree of judgement or complexity, or areas where assumptions and estimates are significant to the financial statements, are disclosed in note 2.

Parent entity information

In accordance with the Corporations Act 2001, these financial statements present the results of the consolidated entity only. Supplementary information about the parent entity is disclosed in note 32.

Principles of consolidation

The consolidated financial statements incorporate the assets and liabilities of all subsidiaries of Felix Group Holdings Limited ('company' or 'parent entity') as at 30 June 2022 and the results of all subsidiaries for the year then ended. Felix Group Holdings Limited and its subsidiaries together are referred to in these financial statements as the 'consolidated entity'.

Subsidiaries are all those entities over which the consolidated entity has control. The consolidated entity controls an entity when the consolidated entity is exposed to, or has rights to, variable returns from its involvement with the entity and has the ability to affect those returns through its power to direct the activities of the entity. Subsidiaries are fully consolidated from the date on which control is transferred to the consolidated entity. They are de-consolidated from the date that control ceases.

Intercompany transactions, balances and unrealised gains on transactions between

For personal use only

Notes to the financial statements

Note 1. Significant accounting policies (Continued)

entities in the consolidated entity are eliminated. Unrealised losses are also eliminated unless the transaction provides evidence of the impairment of the asset transferred. Accounting policies of subsidiaries have been changed where necessary to ensure consistency with the policies adopted by the consolidated entity.

Going Concern

For the period ending 30 June 2022, the Group incurred a loss before income tax of \$7,555,156 (2021: \$10,778,397).

The Group completed a Placement on 31 May 2022, raising \$6.2 million, net of costs, by issue of new shares. The Placement included a Share Purchase Plan (SPP) raising an additional \$0.4 million, net of costs.

The capital raise funds received and improvement in net loss from operations indicate that no material uncertainty exists that may cast doubt on the Group's ability to continue as a going concern and therefore, the Group will be able to realise its assets and discharge its liabilities in the normal course of business, and at the amounts stated in the financial report.

The report has been prepared on a going concern basis as the Group has raised sufficient capital from the Placement and SPP.

Operating segments

The Group provides a cloud-based SaaS solution to its Contractor and Vendor customer base in Australia and New Zealand. The Chief Executive Officer is Chief Operating Decision Maker (CODM). The CODM monitors the results of the Group on a consolidated basis, therefore there is only one reportable segment.

Foreign currency translation

The financial statements are presented in Australian dollars, which is Felix Group Holdings Limited's functional and presentation currency.

Foreign currency transactions

Foreign currency transactions are translated into Australian dollars using the exchange rates prevailing at the dates of the transactions. Foreign exchange gains and losses resulting from the settlement of such transactions and from the translation at financial year-end exchange rates of monetary assets and liabilities denominated in foreign currencies are recognised in profit or loss.

Foreign operations

The assets and liabilities of foreign operations, such as the wholly owned subsidiary, Felix Software NZ Ltd (New Zealand entity) are translated into Australian dollars using the exchange rates at the reporting date. The revenues and expenses of foreign operations are translated into Australian dollars using the average exchange rates, which approximate the rates at the dates of the transactions, for the period. All resulting foreign exchange differences are recognised in other comprehensive income through the foreign currency reserve in equity.

The foreign currency reserve is recognised in profit or loss when the foreign operation or net investment is disposed of.

For personal use only

Notes to the financial statements

Note 1.
Significant accounting
policies
(Continued)

Revenue recognition

The consolidated entity recognises revenue as follows:

Revenue from contracts with customers

The Group utilises a five-step approach to revenue recognition. For each contract with a customer, the consolidated entity: identifies the contract with a customer; identifies the performance obligations in the contract; determines the transaction price which takes into account estimates of variable consideration and the time value of money; allocates the transaction price to the separate performance obligations and recognises revenue when or as each performance obligation is satisfied in a manner that depicts the transfer to the customer of the goods or services promised.

The Group exercises judgement, taking into consideration all the relevant facts and circumstances when applying each step of the model to contracts with its customers.

Variable consideration within the transaction price, if any, reflects concessions provided to the customer such as discounts, rebates and refunds, any potential bonuses receivable from the customer and any other contingent events. Such estimates are determined using either the 'expected value' or 'most likely amount' method. The measurement of variable consideration is subject to a constraining principle whereby revenue will only be recognised to the extent that it is highly probable that a significant reversal in the amount of cumulative revenue recognised will not occur.

Access to, and use of, the Platform is granted to customers via a subscription hosting fee. Licence fees and configuration and implementation fees are accounted for as a single performance obligation. The performance obligation is fulfilled over the time the customer simultaneously receives and consumes the benefit of accessing the software. Customers are typically invoiced in advance, and consideration is payable when invoiced. Revenue is recognised evenly throughout the period of the subscription. As the group recognises a single performance obligation, the amounts represented in the contract for license and configuration and implementation fees represent the transaction price.

The Group recognises contract liabilities for consideration received in respect of unsatisfied performance obligations and reports these amounts as other liabilities in the statement of financial position. Similarly, if the Group satisfied a performance obligation before it receives the consideration, the Group recognises either a contract asset or a receivable in its statement of financial position, depending on whether something other than the passage of time is required before the consideration is due.

The Group splits its revenue between the two sides of the marketplace being monetised, Contractors and Vendors. Revenue recognition is the same across the different customers.

The Contractors pay for an enterprise solution to manage and source from the vendors in their supply chains, while the Vendors can pay for a public profile and receive further business opportunities through the Vendor Marketplace.

Other income

Other income is recognised when it is received or when the right to receive payment is established.

Government grants

The consolidated entity receives Government grants as a form of other income. Government grants are recognised at fair value where there is a reasonable certainty that the grant will be received upon meeting all grant terms and conditions. Grants related to assets are deducted from the carrying amount of the assets presented in the statement of financial position. Government grants relating to costs are deferred and recognised in profit or loss over the period necessary to match them with the costs that they are intended to compensate.

For personal use only

Notes to the financial statements

Note 1.
Significant accounting
policies
(Continued)

JobKeeper & PAYG Boost Assistance

In the prior period, the Group recognised government grants relating to JobKeeper & PAYG Boost as income, within profit or loss over the period necessary to match them with the costs that they are intended to compensate.

Research and Development Tax Incentive

The Group recognises government grants related to the research and development tax incentive (R&D) as other income over the period necessary to match with the costs that they are intended to compensate. R&D grants received in relation to costs capitalised as part of intangible asset additions are recognised as a deduction from the carrying amount of the relevant qualifying assets, in accordance with the accounting policy disclosed above. A government grant receivable in respect of the incentive is recognised when there is reasonable certainty that the grant will be received upon meeting the terms and conditions associated with the grant.

Income tax

The income tax expense or benefit for the period is the tax payable on that period's taxable income based on the applicable income tax rate for each jurisdiction, adjusted by the changes in deferred tax assets and liabilities attributable to temporary differences, unused tax losses and the adjustment recognised for prior periods, where applicable.

Deferred tax assets and liabilities are recognised for temporary differences at the tax rates expected to be applied when the assets are recovered or liabilities are settled, based on those tax rates that are enacted or substantively enacted, except for:

- When the deferred income tax asset or liability arises from the initial recognition of goodwill or an asset or liability in a transaction that is not a business combination and that, at the time of the transaction, affects neither the accounting nor taxable profits; or
- When the taxable temporary difference is associated with interests in subsidiaries, associates or joint ventures, and the timing of the reversal can be controlled and it is probable that the temporary difference will not reverse in the foreseeable future.

Deferred tax assets are recognised for deductible temporary differences and unused tax losses only if it is probable that future taxable amounts will be available to utilise those temporary differences and losses.

The carrying amount of recognised and unrecognised deferred tax assets are reviewed at each reporting date. Deferred tax assets recognised are reduced to the extent that it is no longer probable that future taxable profits will be available for the carrying amount to be recovered. Previously unrecognised deferred tax assets are recognised to the extent that it is probable that there are future taxable profits available to recover the asset.

Deferred tax assets and liabilities are offset only where there is a legally enforceable right to offset current tax assets against current tax liabilities and deferred tax assets against deferred tax liabilities; and they relate to the same taxable authority on either the same taxable entity or different taxable entities which intend to settle simultaneously.

Felix Group Holdings Limited (the 'head entity') and its wholly-owned Australian subsidiaries have formed an income tax consolidated group under the tax consolidation regime. The head entity and each subsidiary in the tax consolidated group continue to account for their own current and deferred tax amounts. The tax consolidated group has applied the 'separate taxpayer within group' approach in determining the appropriate amount of taxes to allocate to members of the tax consolidated group.

For personal use only

Notes to the financial statements

Note 1.
Significant accounting
policies
(Continued)

Current and non-current classification

Assets and liabilities are presented in the statement of financial position based on current and non-current classification.

An asset is classified as current when: it is either expected to be realised or intended to be sold or consumed in the consolidated entity's normal operating cycle; it is held primarily for the purpose of trading; it is expected to be realised within 12 months after the reporting period; or the asset is cash or cash equivalent unless restricted from being exchanged or used to settle a liability for at least 12 months after the reporting period. All other assets are classified as non-current.

A liability is classified as current when: it is either expected to be settled in the consolidated entity's normal operating cycle; it is held primarily for the purpose of trading; it is due to be settled within 12 months after the reporting period; or there is no unconditional right to defer the settlement of the liability for at least 12 months after the reporting period. All other liabilities are classified as non-current.

Deferred tax assets and liabilities are always classified as non-current.

Cash and cash equivalents

Cash and cash equivalents includes cash on hand, deposits held at call with financial institutions, other short-term, highly liquid investments with original maturities of three months or less that are readily convertible to known amounts of cash and which are subject to an insignificant risk of changes in value. For the statement of cash flows presentation purposes, cash and cash equivalents also includes bank overdrafts, which are shown within borrowings in current liabilities on the statement of financial position.

Trade and other receivables

Trade receivables are initially recognised at fair value and subsequently measured at amortised cost using the effective interest method, less any allowance for expected credit losses. Trade receivables are generally due for settlement within 30 days.

The consolidated entity has applied the simplified approach to measuring expected credit losses, which uses a lifetime expected loss allowance. To measure the expected credit losses, trade receivables have been grouped based on days overdue.

Other receivables are recognised at amortised cost, less any allowance for expected credit losses.

Contract assets

Contract assets are recognised when the consolidated entity has transferred goods or services to the customer but where the consolidated entity is yet to establish an unconditional right to consideration. Contract assets are treated as financial assets for impairment purposes.

There are two classes of contract asset. Customer acquisition costs and accrued revenue.

Customer acquisition costs

Customer acquisition costs are capitalised as an asset where such costs are incremental to obtaining a contract with a customer and are expected to be recovered. Customer acquisition costs are amortised on a straight-line basis over the term of the contract.

Costs to obtain a contract that would have been incurred regardless of whether the contract was obtained or which are not otherwise recoverable from a customer are expensed as incurred to profit or loss. Incremental costs of obtaining a contract where the contract term is less than one year is immediately expensed to profit or loss.

Notes to the financial statements

Note 1.
Significant accounting
policies
(Continued)

Accrued Revenue

Accrued revenue is the revenue recognised yet to be billed.

Investments and other financial assets

Investments and other financial assets are initially measured at fair value. Transaction costs are included as part of the initial measurement, except for financial assets at fair value through profit or loss. Such assets are subsequently measured at either amortised cost or fair value depending on their classification. Classification is determined based on both the business model within which such assets are held and the contractual cash flow characteristics of the financial asset unless an accounting mismatch is being avoided.

Financial assets are derecognised when the rights to receive cash flows have expired or have been transferred and the consolidated entity has transferred substantially all the risks and rewards of ownership. When there is no reasonable expectation of recovering part or all of a financial asset, its carrying value is written off.

Financial assets at amortised cost

Financial assets are measured at amortised cost if the assets meet the following conditions (and are not designated as fair value through the profit or loss):

- They are held within a business model whose objective is to hold the financial assets and collect its contractual cash flows; and
- The contractual terms of the financial assets give rise to cash flows that are solely payments of principal and interest on the principal amount outstanding.

After initial recognition, these are measured at amortised cost using the effective interest method. Discounting is omitted where the effect of discounting is immaterial. The Company's cash and cash equivalents, trade and most other receivables fall into this category of financial instruments as well as long-term deposits that were previously classified as held-to-maturity under AASB 139.

Impairment of financial assets

The consolidated entity recognises a loss allowance for expected credit losses on financial assets which are either measured at amortised cost or fair value through other comprehensive income. The measurement of the loss allowance depends upon the consolidated entity's assessment at the end of each reporting period as to whether the financial instrument's credit risk has increased significantly since initial recognition, based on reasonable and supportable information that is available, without undue cost or effort to obtain.

For financial assets mandatorily measured at fair value through other comprehensive income, the loss allowance is recognised in other comprehensive income with a corresponding expense through profit or loss. In all other cases, the loss allowance reduces the asset's carrying value with a corresponding expense through profit or loss.

Property, plant and equipment

Plant and equipment are stated at historical cost less accumulated depreciation and impairment. Historical cost includes expenditure that is directly attributable to the acquisition of the items.

Depreciation is calculated on a straight-line basis to write off the net cost of each item of plant and equipment (excluding land) over their expected useful lives as follows

Plant and Equipment	3-10 years
---------------------	------------

The residual values, useful lives and depreciation methods are reviewed, and adjusted if appropriate, at each reporting date.

For personal use only

Notes to the financial statements

Note 1. Significant accounting policies (Continued)

An asset's carrying amount is written down immediately to its recoverable amount if the asset's carrying amount is greater than its estimated recoverable amount.

An item of property, plant and equipment is derecognised upon disposal or when there is no future economic benefit to the consolidated entity. Gains and losses between the carrying amount and the disposal proceeds are taken to profit or loss. Any revaluation surplus reserve relating to the item disposed of is transferred directly to retained profits.

Right-of-use assets

A right-of-use asset is recognised at the commencement date of a lease. The right-of-use asset is measured at cost, which comprises the initial amount of the lease liability, adjusted for, as applicable, any lease payments made at or before the commencement date net of any lease incentives received, any initial direct costs incurred, and, except where included in the cost of inventories, an estimate of costs expected to be incurred for dismantling and removing the underlying asset, and restoring the site or asset.

Right-of-use assets are depreciated on a straight-line basis over the unexpired term of the lease or the estimated useful life of the asset, whichever is the shorter. Where the consolidated entity expects to obtain ownership of the leased asset at the end of the lease term, the depreciation is over its estimated useful life. Right-of-use assets are subject to impairment or adjusted for any remeasurement of lease liabilities.

The consolidated entity has elected not to recognise a right-of-use asset and corresponding lease liability for short-term leases with terms of 12 months or less and leases of low-value assets. Lease payments on these assets are expensed to profit or loss as incurred.

Intangible assets

All intangible assets, are accounted for using the cost model whereby capitalised costs are amortised on a straight-line basis over their finite life of not longer than 3 years. Residual values and useful lives are reviewed at each reporting date.

Research and development

Research costs are expensed in the period in which they are incurred. Development costs are capitalised when it is probable that the project will be a success considering its commercial and technical feasibility; the consolidated entity is able to use or sell the asset; the consolidated entity has sufficient resources and intent to complete the development; and its costs can be measured reliably. Capitalised development costs are amortised on a straight-line basis over the period of their expected benefit, being their finite life of 10 years.

Impairment of non-financial assets

Goodwill and other intangible assets that have an indefinite useful life are not subject to amortisation and are tested annually for impairment, or more frequently if events or changes in circumstances indicate that they might be impaired. The assessment includes a review of the available internal and external information that indicate the value of the non-financial asset. Other non-financial assets are reviewed for impairment whenever events or changes in circumstances indicate that the carrying amount may not be recoverable. An impairment loss is recognised for the amount by which the asset's carrying amount exceeds its recoverable amount.

Recoverable amount is the higher of an asset's fair value less costs of disposal and value-in-use. The value-in-use is the present value of the estimated future cash flows relating to the asset using a pre-tax discount rate specific to the asset or cash-generating unit to which the asset belongs. Assets that do not have independent cash flows are grouped together to form a cash-generating unit.

For personal use only

Notes to the financial statements

Note 1.
Significant accounting
policies
(Continued)

Trade and other payables

These amounts represent liabilities for goods and services provided to the consolidated entity prior to the end of the financial year and which are unpaid. Due to their short-term nature they are measured at amortised cost and are not discounted. The amounts are unsecured and are usually paid within 30 days of recognition.

Contract liabilities

Contract liabilities represent the consolidated entity's obligation to transfer goods or services to a customer and are recognised when a customer pays consideration, or when the consolidated entity recognises a receivable to reflect its unconditional right to consideration (whichever is earlier) before the consolidated entity has transferred the goods or services to the customer.

Borrowings

Loans and borrowings are initially recognised at the fair value of the consideration received, net of transaction costs. They are subsequently measured at amortised cost using the effective interest method.

Convertible Notes

The component of the convertible notes that exhibits characteristics of a liability is recognised as a liability in the statement of financial position, net of transaction costs.

Financial Liability

The financial liability has been recorded initially at fair value, calculated as the residual amount after separating the deemed fair value of the embedded derivative from the fair value of the combined instrument. The liability is subsequently recognised on an amortised cost basis until extinguished on conversion or maturity, with the corresponding interest expense recorded in profit or loss. Related costs have been deducted from the carrying value of the liability upon initial recognition and subsequently included in the amortised cost calculation.

Lease liabilities

A lease liability is recognised at the commencement date of a lease. The lease liability is initially recognised at the present value of the lease payments to be made over the term of the lease, discounted using the interest rate implicit in the lease or, if that rate cannot be readily determined, the consolidated entity's incremental borrowing rate. Lease payments comprise of fixed payments less any lease incentives receivable, variable lease payments that depend on an index or a rate, amounts expected to be paid under residual value guarantees, exercise price of a purchase option when the exercise of the option is reasonably certain to occur, and any anticipated termination penalties. The variable lease payments that do not depend on an index or a rate are expensed in the period in which they are incurred.

Lease liabilities are measured at amortised cost using the effective interest method. The carrying amounts are remeasured if there is a change in the following: future lease payments arising from a change in an index or a rate used; residual guarantee; lease term; certainty of a purchase option and termination penalties. When a lease liability is remeasured, an adjustment is made to the corresponding right-of-use asset, or to profit or loss if the carrying amount of the right-of-use asset is fully written down.

Finance costs

Finance costs attributable to qualifying assets are capitalised as part of the asset. All other finance costs are expensed in the period in which they are incurred.

For personal use only

Notes to the financial statements

Note 1.
Significant accounting
policies
(Continued)

Provisions

Provisions are recognised when the consolidated entity has a present (legal or constructive) obligation as a result of a past event, it is probable the consolidated entity will be required to settle the obligation, and a reliable estimate can be made of the amount of the obligation. The amount recognised as a provision is the best estimate of the consideration required to settle the present obligation at the reporting date, taking into account the risks and uncertainties surrounding the obligation. If the time value of money is material, provisions are discounted using a current pre-tax rate specific to the liability. The increase in the provision resulting from the passage of time is recognised as a finance cost.

Employee benefits

Short-term employee benefits

Liabilities for wages and salaries, including non-monetary benefits, annual leave and long service leave expected to be settled wholly within 12 months of the reporting date are measured at the amounts expected to be paid when the liabilities are settled.

Other long-term employee benefits

The liability for annual leave and long service leave not expected to be settled within 12 months of the reporting date are measured at the present value of expected future payments to be made in respect of services provided by employees up to the reporting date using the projected unit credit method. Consideration is given to expected future wage and salary levels, experience of employee departures and periods of service. Expected future payments are discounted using market yields at the reporting date on corporate bonds with terms to maturity and currency that match, as closely as possible, the estimated future cash outflows.

Defined contribution superannuation expense

Contributions to defined contribution superannuation plans are expensed in the period in which they are incurred.

Share-based payments

Equity-settled and cash-settled share-based compensation benefits are provided to employees and in some instances advisors.

Equity-settled transactions are awards of shares, or options over shares, that are provided to employees or advisors in exchange for the rendering of services. Cash-settled transactions are awards of cash for the exchange of services, where the amount of cash is determined by reference to the share price.

The cost of equity-settled transactions are measured at fair value on grant date. Fair value is independently determined using the Binomial model that takes into account expected price volatility of the underlying share, vesting restrictions such as escrow periods and forfeiture.

The cost of equity-settled transactions are recognised as an expense with a corresponding increase in equity over the vesting period. The cumulative charge to profit or loss is calculated based on the grant date fair value of the award, the best estimate of the number of awards that are likely to vest and the expired portion of the vesting period. The amount recognised in profit or loss for the period is the cumulative amount calculated at each reporting date less amounts already recognised in previous periods.

The cost of cash-settled transactions is initially, and at each reporting date until vested, determined by applying either the Binomial pricing model, taking into consideration the

For personal use only

Notes to the financial statements

Note 1. Significant accounting policies (Continued)

terms and conditions on which the award was granted. The cumulative charge to profit or loss until settlement of the liability is calculated as follows:

- during the vesting period, the liability at each reporting date is the fair value of the award at that date multiplied by the expired portion of the vesting period.
- from the end of the vesting period until settlement of the award, the liability is the full fair value of the liability at the reporting date.

All changes in the liability are recognised in profit or loss. The ultimate cost of cash-settled transactions is the cash paid to settle the liability.

Market conditions are taken into consideration in determining fair value. Therefore, any awards subject to market conditions are considered to vest irrespective of whether or not that market condition has been met, provided all other conditions are satisfied.

If equity-settled awards are modified, as a minimum an expense is recognised as if the modification has not been made. An additional expense is recognised, over the remaining vesting period, for any modification that increases the total fair value of the share-based compensation benefit as at the date of modification.

If the non-vesting condition is within the control of the consolidated entity or employee, the failure to satisfy the condition is treated as a cancellation. If the condition is not within the control of the consolidated entity or employee and is not satisfied during the vesting period, any remaining expense for the award is recognised over the remaining vesting period, unless the award is forfeited.

If equity-settled awards are cancelled, it is treated as if it has vested on the date of cancellation, and any remaining expense is recognised immediately. If a new replacement award is substituted for the cancelled award, the cancelled and new award is treated as if they were a modification.

Fair value measurement

When an asset or liability, financial or non-financial, is measured at fair value for recognition or disclosure purposes, the fair value is based on the price that would be received to sell an asset or paid to transfer a liability in an orderly transaction between market participants at the measurement date; and assumes that the transaction will take place either: in the principal market; or in the absence of a principal market, in the most advantageous market.

Fair value is measured using the assumptions that market participants would use when pricing the asset or liability, assuming they act in their economic best interests. For non-financial assets, the fair value measurement is based on its highest and best use. Valuation techniques that are appropriate in the circumstances and for which sufficient data are available to measure fair value, are used, maximising the use of relevant observable inputs and minimising the use of unobservable inputs.

Assets and liabilities measured at fair value are classified into three levels, using a fair value hierarchy that reflects the significance of the inputs used in making the measurements. Classifications are reviewed at each reporting date and transfers between levels are determined based on a reassessment of the lowest level of input that is significant to the fair value measurement.

For recurring and non-recurring fair value measurements, external valuers may be used when internal expertise is either not available or when the valuation is deemed to be significant. External valuers are selected based on market knowledge and reputation. Where there is a significant change in fair value of an asset or liability from one period to another, an analysis is undertaken, which includes a verification of the major inputs applied in the latest valuation and a comparison, where applicable, with external sources of data.

Issued capital

Ordinary shares are classified as equity.

For personal use only

Notes to the financial statements

Note 1. Significant accounting policies (Continued)

Incremental costs directly attributable to the issue of new shares or options are shown in equity as a deduction, net of tax, from the proceeds.

Earnings per share

Basic earnings per share

Basic earnings per share is calculated by dividing the profit attributable to the owners of Felix Group Holdings Limited, excluding any costs of servicing equity other than ordinary shares, by the weighted average number of ordinary shares outstanding during the financial year, adjusted for bonus elements in ordinary shares issued during the financial year.

Diluted earnings per share

Diluted earnings per share adjusts the figures used in the determination of basic earnings per share to take into account the after income tax effect of interest and other financing costs associated with dilutive potential ordinary shares and the weighted average number of shares assumed to have been issued for no consideration in relation to dilutive potential ordinary shares.

Goods and Services Tax ('GST') and other similar taxes

Revenues, expenses and assets are recognised net of the amount of associated GST, unless the GST incurred is not recoverable from the tax authority. In this case it is recognised as part of the cost of the acquisition of the asset or as part of the expense.

Receivables and payables are stated inclusive of the amount of GST receivable or payable. The net amount of GST recoverable from, or payable to, the tax authority is included in other receivables or other payables in the statement of financial position.

Cash flows are presented on a gross basis. The GST components of cash flows arising from investing or financing activities which are recoverable from, or payable to the tax authority, are presented as operating cash flows.

Commitments and contingencies are disclosed net of the amount of GST recoverable from, or payable to, the tax authority.

Rounding of amounts

The company is of a kind referred to in Corporations Instrument 2016/191, issued by the Australian Securities and Investments Commission, relating to 'rounding-off'. Amounts in this report have been rounded off in accordance with that Corporations Instrument to the nearest thousand dollars, or in certain cases, the nearest dollar.

New Accounting Standards and Interpretations not yet mandatory or early adopted

Australian Accounting Standards and Interpretations that have recently been issued or amended but are not yet mandatory, have not been early adopted by the consolidated entity for the annual reporting period ended 30 June 2022. The consolidated entity has not yet assessed the impact of these new or amended Accounting Standards and Interpretations.

Notes to the financial statements

Note 2. Critical accounting judgements, estimates and assumptions

The preparation of the financial statements requires management to make judgements, estimates and assumptions that affect the reported amounts in the financial statements. Management continually evaluates its judgements and estimates in relation to assets, liabilities, contingent liabilities, revenue and expenses. Management bases its judgements, estimates and assumptions on historical experience and on other various factors, including expectations of future events, management believes to be reasonable under the circumstances. The resulting accounting judgements and estimates will seldom equal the related actual results. The judgements, estimates and assumptions that have a significant risk of causing a material adjustment to the carrying amounts of assets and liabilities (refer to the respective notes) within the next financial year are discussed below.

Allowance for expected credit losses

The consolidated entity has applied the simplified approach for provisioning for expected credit losses prescribed by AASB 9 for financial assets held at amortised cost.

Additional information on trade and other receivables is included in Note 11.

Coronavirus (COVID-19) pandemic

Judgement has been exercised in considering the impacts that the Coronavirus (COVID-19) pandemic has had, or may have, on the consolidated entity based on known information. This consideration extends to the nature of the products and services offered, customers, supply chain, staffing and geographic regions in which the consolidated entity operates. Other than as addressed in specific notes, there does not currently appear to be either any significant impact upon the financial statements.

Share-based payment transactions

The consolidated entity measures the cost of equity-settled transactions with employees by reference to the fair value of the equity instruments at the date at which they are granted. The fair value is determined by using the Binomial model taking into account the terms and conditions upon which the instruments were granted. The accounting estimates and assumptions relating to equity-settled share-based payments would have no impact on the carrying amounts of assets and liabilities within the next annual reporting period but may impact profit or loss and equity. Refer to note 38 for further information.

Estimation of useful lives of assets

The consolidated entity determines the estimated useful lives and related depreciation and amortisation charges for its property, plant and equipment and finite life intangible assets. The useful lives could change significantly as a result of technical innovations or some other event. The depreciation and amortisation charge will increase where the useful lives are less than previously estimated lives, or technically obsolete or non-strategic assets that have been abandoned or sold will be written off or written down.

Impairment of non-financial assets other than goodwill and other indefinite life intangible assets

The consolidated entity assesses impairment of non-financial assets other than goodwill and other indefinite life intangible assets at each reporting date by evaluating conditions specific to the consolidated entity and to the particular asset that may lead to impairment. If an impairment trigger exists, the recoverable amount of the asset is determined. This involves fair value less costs of disposal or value-in-use calculations, which incorporate a number of key estimates and assumptions.

Notes to the financial statements

Note 2. Critical accounting judgements, estimates and assumptions (cont.)

Income tax

The consolidated entity is subject to income taxes in the jurisdictions in which it operates. Significant judgement is required in determining the provision for income tax. There are many transactions and calculations undertaken during the ordinary course of business for which the ultimate tax determination is uncertain. The consolidated entity recognises liabilities for anticipated tax audit issues based on the consolidated entity's current understanding of the tax law. Where the final tax outcome of these matters is different from the carrying amounts, such differences will impact the current and deferred tax provisions in the period in which such determination is made.

Lease term

The lease term is a significant component in the measurement of both the right-of-use asset and lease liability. Judgement is exercised in determining whether there is reasonable certainty that an option to extend the lease or purchase the underlying asset will be exercised, or an option to terminate the lease will not be exercised, when ascertaining the periods to be included in the lease term. In determining the lease term, all facts and circumstances that create an economical incentive to exercise an extension option, or not to exercise a termination option, are considered at the lease commencement date. Factors considered may include the importance of the asset to the consolidated entity's operations; comparison of terms and conditions to prevailing market rates; incurrance of significant penalties; existence of significant leasehold improvements; and the costs and disruption to replace the asset. The consolidated entity reassesses whether it is reasonably certain to exercise an extension option, or not exercise a termination option, if there is a significant event or significant change in circumstances.

Employee benefits provision

As discussed in note 1, the liability for employee benefits expected to be settled more than 12 months from the reporting date are recognised and measured at the present value of the estimated future cash flows to be made in respect of all employees at the reporting date. In determining the present value of the liability, estimates of attrition rates and pay increases through promotion and inflation have been taken into account.

Notes to the financial statements

Note 3. Operating segments

Identification of reportable operating segments

The consolidated entity provides a cloud-based SaaS solution to its Contractor and Vendor customer base in Australia and New Zealand. The Chief Executive Officer is Chief Operating Decision Maker (CODM). The CODM monitors the results of the Group on a consolidated basis and is therefore one reportable segment. There is one geographic segment for the Group.

The consolidated entity has one customer from which it generates greater than 10% of its revenue for the 2022 financial year, \$509,767 (2021: \$521,293). The revenue for this customer is included in the one reportable segment of the consolidated entity.

	Consolidated	
	2022 (\$'000)	2021 (\$'000)
Marketplace Subscription (Vendor) Revenue	1,875	2,138
Enterprise SaaS (Contractor) Revenue	2,040	1,465
Total	3,915	3,603
Timing of revenue recognition	3,915	3,603
Revenue transferred over time		

For the financial year, revenue includes \$1,284,578 (2021: \$1,022,375) included in the contract liability balance at the beginning of the period broken down as follows.

	Consolidated	
	2022 (\$'000)	2021 (\$'000)
Marketplace Subscription (Vendor) Revenue	554	706
Enterprise SaaS (Contractor) Revenue	731	316
Total	1,285	1,022

Revenue from contracts with customers is derived from the Group's combined platform. The Group splits its revenue between the two sides of the marketplace being monetised, Contractors and Vendors.

	Consolidated	
	2022 (\$'000)	2021 (\$'000)
Research and development tax incentive income	165	48
Government incentives	-	527
Other income	43	33
Total other income	208	608

Government incentives received for the prior period were \$477,000 through the JobKeeper scheme and \$50,000 through the PAYG Cashflow Boost scheme in the prior period. Both Government incentives were administered by the Australian Tax Office as a form of economic stimulus in response to COVID-19.

For personal use only

Notes to the financial statements

Note 6. Finance Costs

	Consolidated	
	2022 (\$'000)	2021 (\$'000)
Finance charges on convertible note	-	1,886
Other interest	8	25
Total finance costs	8	1,911

Note 7. Other expenses from continuing activities

	Consolidated	
	2022 (\$'000)	2021 (\$'000)
Advertising and marketing	370	238
Other	101	176
Professional fees	727	347
Research and development	200	109
Subscriptions	251	205
Travel	120	62
Total	1,769	1,137

Note 8. Significant expenses

The loss for the prior year included the following items that are unusual because of their nature, size or incidence.

	Consolidated	
	2022 (\$'000)	2021 (\$'000)
Finance charges on convertible note	-	1,886
Listing costs	-	1,184
Net change in fair value of financial liabilities at fair value through profit or loss	-	2,502
Share based payments expense arising on initial public offering	-	1,533
Total	-	7,105

Notes to the financial statements

Note 9.

Income tax expense

	Consolidated	
	2022 (\$'000)	2021 (\$'000)
Loss before income tax expense	(7,555)	(10,778)
Amounts which are not deductible/(taxable) in calculating taxable income:		
Non-assessable income	1,818	(50)
Non-deductible income	-	6,733
Timing adjustments - expenditure	(845)	433
Timing adjustments - provisions	81	232
Timing adjustments - revenue	1,461	140
Adjustments for tax losses	(5,040)	(3,290)
Total	-	-

As at 30 June 2022 the carried forward tax loss position of the Group is \$25,779,553 (2021: \$20,739,679). The deferred franking account balance at 30 June 2022 is \$3,390,734 (2021: \$3,036,799).

For personal use only

Notes to the financial statements

Note 10. Current assets - Cash and cash equivalents

	Consolidated	
	2022 (\$'000)	2021 (\$'000)
Cash at bank	4,878	8,930
Total	4,878	8,930

Note 11. Current assets - trade and other receivables

	Consolidated	
	2022 (\$'000)	2021 (\$'000)
Trade receivables	434	137
Less: Allowance for expected credit losses	(10)	-
Total trade and other receivables	424	137

Note 12. Deposits held

	Consolidated	
	2022 (\$'000)	2021 (\$'000)
Deposits held: Term deposits	4,000	-
Total deposits held	4,000	-

The group placed \$4,000,263 under term deposit for 6 months on 21 June 2022. The term deposit matures on 21 December 2022.

Note 13. Contract assets

	Consolidated	
	2022 (\$'000)	2021 (\$'000)
Contract assets - Current	29	36
Contract assets - Non-Current	270	68
Total contract assets	299	104
Reconciliation of the written down values at the beginning and end of the current and previous financial year are set out below:		
Opening balance	104	15
Additions	275	89
Cumulative catch-up adjustments	-	-
Transfer to revenue	(80)	-
Closing balance	299	104

Note 14. Other current assets

	Consolidated	
	2022 (\$'000)	2021 (\$'000)
Prepayments	491	286
R&D tax incentive refund	354	157
Other assets	51	172
Total other current assets	896	615

Notes to the financial statements

Note 15.
Non-current assets
- property, plant and
equipment

	Consolidated	
	2022 (\$'000)	2021 (\$'000)
Office equipment at cost	80	80
Less: Accumulated depreciation	(33)	(23)
	47	57
Computer equipment at cost	224	176
Less: Accumulated depreciation	(164)	(133)
	60	43
Motor vehicles at cost	27	27
Less: Accumulated depreciation	(24)	(22)
	3	5
Total plant and equipment	110	105

	Consolidated	
	2022 (\$'000)	2021 (\$'000)
Office Equipment		
Balance at 1 July	57	60
Additions	-	7
Disposals	-	-
Depreciation and amortisation expense	(10)	(10)
Balance at 30 June	47	57
Computer equipment		
Balance at 1 July	43	64
Additions	48	25
Disposals	-	(31)
Depreciation and amortisation expense	(31)	(15)
Balance at 30 June	60	43

For personal use only

Notes to the financial statements

Note 15. Non-current assets - property, plant and equipment (Continued)

	Consolidated	
	2022 (\$'000)	2021 (\$'000)
Motor Vehicles		
Balance at 1 July	5	9
Additions	-	-
Disposals	-	-
Depreciation and amortisation expense	(2)	(4)
Balance at 30 June	3	5

Note 16. Non-current assets - right-of-use assets

	Consolidated	
	2022 (\$'000)	2021 (\$'000)
Land and buildings - right-of-use	484	484
Less: Accumulated amortisation	(484)	(329)
	-	155
Moving in Carrying Amounts		
Balance at 1 July	155	310
Additions	-	-
Disposals	-	-
Amortisation expense	(155)	(155)
Balance at 30 June	-	155

There were no additions to the right-of-use assets during the year.

The consolidated entity leases land and buildings for its head office premises at 34 Navigator Place, Hendra QLD 4011. The three year agreement ended on 30 April 2022. The entity has agreed to a month to month arrangement with the landlord with no renewed lease agreement in place.

Note 17. Non-current assets - intangibles

	2022 (\$'000)	2021 (\$'000)
Technology platform development at cost	3,385	2,918
Less: accumulated amortisation and impairment	(2,852)	(2,322)
	533	596
Movement in carrying amounts		
Balance at 1 July	596	993
Additions	480	202
Impairment	-	-
Amortisation expense	(543)	(599)
Balance at 30 June	533	596

Notes to the financial statements

Note 18. Current liabilities - trade and other payables

	Consolidated	
	2022 (\$'000)	2021 (\$'000)
Trade payables	268	122
Accrued expenses	1	159
GST payables	130	110
Payroll payables	942	561
Other payables	102	69
Total trade and other payables	1,443	1,021

Note 19. Current liabilities - contract liabilities

	Consolidated	
	2022 (\$'000)	2021 (\$'000)
Contract liabilities	1,907	1,404
Reconciliation of the written down values at the beginning and end of the current and previous financial year are set out below:		
Opening balance	1,404	1,087
Payments received in advance	1,788	1,339
Transfer to revenue - included in the opening balance (Note 4)	(1,285)	(1,022)
Closing balance	1,907	1,404

Unsatisfied performance obligations

The aggregate amount of the transaction price allocated to the performance obligations that are unsatisfied at the end of the reporting period was \$1,907,062 as at 30 June 2022 (\$1,403,604 as at 30 June 2021) and is expected to be recognised as revenue in future periods as follows:

	Consolidated	
	2022 (\$'000)	2021 (\$'000)
Within 6 months	1,131	988
6 to 12 months	737	381
12 to 18 months	39	35
18 to 24 months	-	-
Total unsatisfied performance obligations	1,907	1,404

Notes to the financial statements

Note 20. Current liabilities - borrowings

	Consolidated	
	2022 (\$'000)	2021 (\$'000)
Opening balance / Fair value of convertible notes upon issue	-	4,561
Interest expense	-	1,886
Derecognition on conversion of notes to equity	-	(6,447)
Carrying value of convertible notes at reporting date	-	-

In the prior period the 5,041,831 Series A (Sep-19) and 2,860,000 Series B (Apr-20) convertible notes on issue converted to equity at a discount of 30% and 40% to the IPO price respectively. The notes were mandatorily converted on the last day of the IPO offer period, 10 December 2020, resulting in 36,583,444 shares issued with a fair value on conversion of \$13,170,040; being \$2,502,131 more than the carrying amount of the host debt as at conversion of \$6,446,141 plus the carrying value of the embedded derivative \$4,221,598. This was recognised through the statement of profit and loss and comprehensive income during the period.

For more information on the derivative financial instrument component of the convertible note instrument refer to Note 22.

Note 21. Current liabilities - lease liabilities

	Consolidated	
	2022 (\$'000)	2021 (\$'000)
Lease liability - current	-	155
Lease liability - non-current	-	-
Total lease liability	-	155

The three year lease agreement over the premises at 34 Navigator Place, Hendra ended on 30 April 2022. The entity has agreed to a month to month arrangement with the landlord with no renewed lease agreement in place.

Notes to the financial statements

Note 21.
Current liabilities
- lease liabilities
(Continued)

Future minimum lease payments as at 30 June 2022 included:

	Consolidated	
	2022 (\$'000)	2021 (\$'000)
Within one year		
Lease payments	-	163
Less: Future finance charges	-	(8)
Net present value	-	155
One to five years		
Lease payments	-	-
Less: Future finance charges	-	-
Net present value	-	-
Total		
Lease payments	-	163
Less: Future finance charges	-	(8)
Net present value	-	155

Refer to note 27 for further information on financial instruments.

Note 22.
Current liabilities -
derivative financial
instruments

	Consolidated	
	2022 (\$'000)	2021 (\$'000)
Opening balance / Fair value of derivative financial liability upon issue	-	4,222
Net change in fair value	-	2,502
Derecognition on conversion of note	-	(6,724)
Derivative financial liability	-	-

Due to the difficulty in being able to reliably measure the fair value of the embedded derivative independently, the fair value of the derivative liability in the prior period has been determined as the difference between the hybrid contract and the fair value of the underlying debt instrument, where the fair value of the debt instrument has been deemed to be the face value of the convertible notes plus accrued interest to date plus the additional premium payable on redemption.

For more information on the host debt contract within the convertible note instruments refer to Note 20.

Derivative Financial liability

The fair value of the embedded derivative instrument has been determined by using a discounted cash flow (DCF) model to estimate the fair value of the Group in various scenarios and then application of a Monte Carlo simulation to consider the difference in value between the total payback of the convertible notes and the liability component to determine the fair value of the derivative in the various scenarios, taking into account the terms and conditions upon which the instruments were granted. The actual future value of the Group and therefore resulting value of the derivative may vary depending on actual results.

Refer to note 27 for further information on financial instruments.

For personal use only

Notes to the financial statements

Note 23.
Current liabilities –
short term provisions
- employee benefits

	Consolidated	
	2022 (\$'000)	2021 (\$'000)
Employee benefits	478	403

Amounts not expected to be settled within the next 12 months

The current provision for employee benefits includes all unconditional entitlements where employees have completed the required period of service and also those where employees are entitled to pro-rata payments in certain circumstances. The entire amount is presented as current, since the consolidated entity does not have an unconditional right to defer settlement. However, based on past experience, the consolidated entity does not expect all employees to take the full amount of accrued leave or require payment within the next 12 months.

	Consolidated	
	2022 (\$'000)	2021 (\$'000)
Leave that is not expected to be taken within the next 12 months	41	90

Note 24.
Non-current liabilities
- long term provisions -
employee benefits

	Consolidated	
	2022 (\$'000)	2021 (\$'000)
Employee benefits	280	314

Note 25.
Equity - issued capital

	Consolidated			
	2022 No. of Shares	2021 No. of Shares	2022 \$'000	2021 \$'000
Ordinary shares fully paid	154,580,543	131,530,352	48,644	41,548

Notes to the financial statements

Note 25. Equity - issued capital (Continued)

	Consolidated			
	Date	No of Shares	Issue price	\$'000
<i>Movements in ordinary share capital</i>				
Balance	1 July 2020	300,753	-	16,765
Share Split (1/200)	29 October 2020	59,849,847		-
Conversion of notes to ordinary shares	10 December 2020	36,583,444	\$0.36	13,170
Issue of shares for IPO (net of costs)	8 January 2020	33,333,333	\$0.36	11,088
Issue of shares for employee incentive plan	8 January 2020	1,462,975	\$0.36	525
Balance	30 June 2021	131,530,352		41,548
Issue of shares for employee incentive plan	1 July 2021	1,355,338	\$0.36	488
Issue of shares for Placement	12 May 2022	12,293,964	\$0.30	3,688
Issue of shares for Placement (strategic investor)	12 May 2022	7,638,889	\$0.36	2,750
Issue of shares for Placement - Costs of transaction	12 May 2022	-	-	(225)
Issue of shares for SPP	1 June 2022	1,762,000	\$0.25	441
Issue of shares SPP - Costs of transaction	1 June 2022	-	-	(46)
Balance	30 June 2022	154,580,543		48,644

Ordinary shares

Ordinary shares entitle the holder to participate in dividends and the proceeds on the winding up of the company in proportion to the number of and amounts paid on the shares held. The fully paid ordinary shares have no par value and the company does not have a limited amount of authorised capital.

On a show of hands every member present at a meeting in person or by proxy shall have one vote and upon a poll each share shall have one vote.

Share buy-back

There is no current on-market share buy-back.

Capital risk management

The consolidated entity's objectives when managing capital is to safeguard its ability to continue as a going concern, so that it can provide returns for shareholders and benefits for other stakeholders and to maintain an optimum capital structure to reduce the cost of capital.

Capital is regarded as total equity, as recognised in the statement of financial position, plus net debt. Net debt is calculated as total borrowings less cash and cash equivalents.

In order to maintain or adjust the capital structure, the consolidated entity may adjust the amount of dividends paid to shareholders, return capital to shareholders, issue new shares or sell assets to reduce debt.

The consolidated entity would look to raise capital when an opportunity to invest in a business or company was seen as value adding relative to the current company's share price at the time of the investment.

The group completed a capital raise in the period, raising \$6.9 million to fund the strategic sales partnership and geographic expansion (\$6.6 million after costs). 7,638,889 shares were issued to the strategic investor InEight Australia Pty Ltd, on 12 May 2022 at \$0.36 in relation to the offer. 12,296,964 shares were issued to institutional shareholders on 12 May 2022 at \$0.30 in relation to the offer. An SPP was also included as part of the offer, resulting in 1,762,000 shares being issued at \$0.25.

For personal use only

Notes to the financial statements

Note 25. Equity - issued capital (Continued)

The employee salary sacrifice arrangement, granted in the prior period, resulted in 1,355,338 shares issued on 1 July 2021 for nil consideration. The employees had foregone salary for 15 months to fund the share issue.

	Consolidated	
	2022 (\$'000)	2021 (\$'000)
Foreign exchange	9	-
Share based payment:		
Employee salary sacrifice options	769	868
Senior management options	142	63
Director options	233	77
Consultant options	21	21
Total	1,175	1,029

Movement in carrying amounts	Foreign exchange \$'000	Employee salary sacrifice options \$'000	Senior management options \$'000	Director options \$'000	Consultant options \$'000
Balance at 1 July	-	868	63	77	21
FX Movement	9	-	-	-	-
Options - Movement	-	389	79	156	-
Options Exercised	-	(488)	-	-	-
Balance at 30 June	9	769	142	233	21

Foreign currency reserve

The reserve is used to recognise exchange differences arising from the translation of the financial statements of foreign operations to Australian dollars. It is also used to recognise gains and losses on hedges of the net investments in foreign operations.

Share based payments

For more information see note 38.

Note 27. Financial instruments

Financial risk management objectives

The consolidated entity's activities expose it to a variety of financial risks: market risk (including foreign currency risk, price risk and interest rate risk), credit risk and liquidity risk. The consolidated entity's overall risk management program focuses on the unpredictability of financial markets and seeks to minimise potential adverse effects on the financial performance of the consolidated entity. The consolidated entity uses different methods to measure different types of risk to which it is exposed. These methods include sensitivity analysis in the case of foreign exchange risks for the New Zealand dollar to Australian dollar rate.

Notes to the financial statements

Note 27. Financial instruments (Continued)

Risk management is carried out by senior finance executives ('finance') under policies approved by the Board of Directors ('the Board'). These policies include identification and analysis of the risk exposure of the consolidated entity and appropriate procedures, controls and risk limits. Finance identifies, evaluates and hedges financial risks within the consolidated entity's operating units. Finance reports to the Board on a monthly basis.

Market risk

Price risk

The consolidated entity is not exposed to any significant price risk.

Interest rate risk

Interest rate risk consists of cash flow interest rate risk (the risk that future cash flows of a financial instrument will vary due to changes in market interest rates) and fair value interest rate risk (the risk that the value of the financial instrument will vary due to changes in market interest rates).

Interest rate risk is the risk of financial loss and/or increased costs due to adverse movements in the values of the financial assets and liabilities as a result of changes in interest rates.

The consolidated entity is not exposed to any significant interest rate risk.

Credit risk

Credit risk refers to the risk that a counterparty will default on its contractual obligations resulting in financial loss to the consolidated entity. The maximum exposure to credit risk at the reporting date to recognised financial assets is the carrying amount, net of any provisions for impairment of those assets, as disclosed in the statement of financial position and notes to the financial statements. The consolidated entity does not hold any collateral.

No trade receivables were considered impaired at 30 June 2022.

As at 30 June 2022 trade receivables of \$123,716 (30 June 2021: \$24,145) were past due but not considered impaired. An expected credit loss of \$10,314 was taken up on the receivable balance at 30 June 2022.

Generally, trade receivables are written off when there is no reasonable expectation of recovery. Indicators of this include the failure of a debtor to engage in a repayment plan, no active enforcement activity and a failure to make contractual payments for a period greater than 1 year.

Liquidity risk

Vigilant liquidity risk management requires the consolidated entity to maintain sufficient liquid assets (mainly cash and cash equivalents) and available borrowing facilities to be able to pay debts as and when they become due and payable.

The consolidated entity manages liquidity risk by maintaining adequate cash reserves and available borrowing facilities by continuously monitoring actual and forecast cash flows and matching the maturity profiles of financial assets and liabilities.

Remaining contractual maturities

The following tables detail the consolidated entity's remaining contractual maturity for its financial instrument liabilities. The tables have been drawn up based on the undiscounted cash flows of financial liabilities based on the earliest date on which the financial liabilities are required to be paid. The tables include both interest and principal cash flows disclosed as remaining contractual maturities and therefore these totals may differ from their carrying amount in the statement of financial position.

For personal use only

Notes to the financial statements

Note 27.

Financial instruments *Financial Assets* (Continued)

Consolidated - 2022	Weighted average interest rate	1 year or less \$'000	Between 1 and 2 years \$'000	Between 2 and 5 years \$'000	Over 5 years \$'000	Remaining contractual maturities \$'000
	%					

Non-interest bearing

Cash and cash equivalents	-	4,878	-	-	-	4,878
Trade and other receivables	-	424	-	-	-	424

Interest-bearing - fixed rate

Deposits	2.00%	4,000	-	-	-	4,000
----------	-------	-------	---	---	---	-------

Total		9,302	-	-	-	9,302
--------------	--	--------------	----------	----------	----------	--------------

Consolidated - 2021	Weighted average interest rate	1 year or less \$'000	Between 1 and 2 years \$'000	Between 2 and 5 years \$'000	Over 5 years \$'000	Remaining contractual maturities \$'000
	%					

Non-interest bearing

Cash and cash equivalents	-	8,930	-	-	-	8,930
Trade and other receivables	-	137	-	-	-	137

Total		9,067	-	-	-	9,067
--------------	--	--------------	----------	----------	----------	--------------

Financial Liabilities

Consolidated - 2022	Weighted average interest rate	1 year or less \$'000	Between 1 and 2 years \$'000	Between 2 and 5 years \$'000	Over 5 years \$'000	Remaining contractual maturities \$'000
	%					

Non-interest bearing

Trade payables	-	268	-	-	-	268
Other payables	-	1,175	-	-	-	1,175

Total non-derivatives		1,443	-	-	-	1,443
------------------------------	--	--------------	----------	----------	----------	--------------

Consolidated - 2021	Weighted average interest rate	1 year or less \$'000	Between 1 and 2 years \$'000	Between 2 and 5 years \$'000	Over 5 years \$'000	Remaining contractual maturities \$'000
	%					

Non-interest bearing

Trade payables	-	122	-	-	-	122
Other payables	-	899	-	-	-	899

Interest-bearing - fixed rate

Lease liability	4.95%	155	-	-	-	155
-----------------	-------	-----	---	---	---	-----

Total non-derivatives		1,176	-	-	-	1,176
------------------------------	--	--------------	----------	----------	----------	--------------

Notes to the financial statements

Note 28. Key management personnel disclosures

Compensation

The aggregate compensation made to directors and other members of key management personnel of the consolidated entity is set out below:

	Consolidated	
	2022 \$'000	2021 \$'000
Short-term employee benefits	986	523
Post-employment benefits	99	49
Long-term benefits	-	-
Termination benefits	-	-
Share-based payments	204	244
Total director and key management personnel compensation	1,289	816

Note 29. Remuneration of auditors

During the financial year the following fees were paid or payable for services provided by Grant Thornton Audit Pty Ltd, the auditor of the company, its network firms and unrelated firms:

	Consolidated	
	2022 \$	2021 \$
Audit services – Grant Thornton Audit Pty Ltd		
Audit or review of the financial statements	91,378	82,984
Other services - Grant Thornton Australia Ltd		
Investigative accountants report (IPO transaction)	-	90,750
Tax due diligence report (IPO transaction)	-	27,000
Tax losses report	-	17,000
Total other services	-	134,750
Total fees to Grant Thornton Australia Ltd	91,378	217,734

The other services Grant Thornton were engaged for in the prior period relate to the IPO transaction.

Note 30. Contingent liabilities

There were no contingent liabilities at reporting date.

Notes to the financial statements

Note 31. Related party transactions

Parent entity

Felix Group Holdings Limited is the parent entity.

Subsidiaries

Interests in subsidiaries are set out in note 33.

Key management personnel

Disclosures relating to key management personnel are set out in note 28 and the remuneration report included in the directors' report.

Transactions with related parties

The following transactions occurred with Kidder Williams Ltd.

Kidder Williams Ltd managing director, David Williams, was a director of the Group until 28 October 2020. David is the largest shareholder of the Company (14%) via the entity Moggs Creek Pty Ltd.

Kidder Williams was engaged to provide corporate advisory services for the IPO.

The agreement required Felix to pay:

- a) \$10,000 per month retainer, ended January 2021;
- b) success fee of \$200,000 cash;
- c) success fee of 500,000 unquoted call options over unissued Shares to be issued upon exercise that shall rank pari passu with existing Shares, which expire 3 years from date of their issue, have an exercise price of \$0.58 per option. The value of these options at 31 December 2020 is \$19,500;
- d) success fee of 500,000 unquoted call options over unissued Shares to be issued upon exercise that shall rank pari passu with existing Shares, which expire 3 years from date of their issue, have an exercise price of \$0.72 per option. The value of these options at 31 December 2020 is \$1,500; and
- e) A mandate for 12 months following the date of the ASX Listing to undertake a watching brief for potential M&A/capital raising opportunities at \$25,000 per month for 12 months, ending December 2021. Should any M&A opportunity or capital raising arise, fees will be separately agreed.

	Consolidated	
	2022	2021
	\$	\$
Payment to Kidder Williams for services:		
Cash	165,000	445,130
Face value of options issued	-	21,000

Loans to/from related parties

There were no loans to or from related parties at the current and previous reporting date.

Terms and conditions

All transactions were made on normal commercial terms and conditions and at market rates.

Notes to the financial statements

Note 32. Parent entity information

Set out below is the supplementary information about the parent entity.

<i>Statement of profit or loss and other comprehensive income</i>	2022 \$'000	Parent	2021 \$'000
<i>Profit/ (Loss) after income tax</i>	(34,548)		(7,161)
Total comprehensive income	(34,548)		(7,161)
<i>Statement of financial position</i>	2022 \$'000	Parent	2021 \$'000
<i>Total current assets</i>	8,889		8,750
Total assets	8,920		36,613
<i>Total current liabilities</i>	50		155
Total liabilities	2,593		2,970
Equity			
Issued capital	48,644		41,548
Reserves	1,165		1,029
Retained earnings / accumulated losses	(43,482)		(8,933)
Total equity	6,327		33,643

The parent entity has not entered into a deed of cross guarantee with the subsidiaries in the Group. The loan-receivable balances with Group subsidiaries was impaired by \$33,844,860 (2021: \$0) in the period. The impairment expense contributed to the loss after income tax for the parent entity for the period.

Contingent liabilities

The parent entity had no contingent liabilities as at 30 June 2022 and 30 June 2021.

Capital commitments - Property, plant and equipment

The parent entity had no capital commitments as at 30 June 2022 and 30 June 2021.

Significant accounting policies

The accounting policies of the parent entity are consistent with those of the Group, as disclosed in note 1, except for the following:

- Investments in subsidiaries are accounted for at cost, less any impairment, in the parent entity.
- Dividends received from subsidiaries are recognised as other income by the parent entity and its receipt may be an indicator of an impairment of the investment.

For personal use only

Notes to the financial statements

Note 33. Interests in subsidiaries

The consolidated financial statements incorporate the assets, liabilities and results of the following wholly-owned subsidiaries in accordance with the accounting policy described in note 1:

	Principal place of business / Country of incorporation	Ownership Interest 2022 %	2021 %
Felix Software Pty Ltd	Australia	100.00%	100.00%
Plant Miner Pty Ltd	Australia	100.00%	100.00%
Miner Group Services Pty Ltd	Australia	100.00%	100.00%
Miner Group R&D Pty Ltd	Australia	100.00%	100.00%
Miner Group I.P. Pty Ltd	Australia	100.00%	100.00%
Felix Software NZ Limited	New Zealand	100.00%	100.00%

Note 34. Reconciliation of profit after income tax to net cash from operating activities

	2022 \$'000	2021 \$'000
Loss after income tax expense for the year	(7,555)	(10,777)
Adjustments for:		
Depreciation and amortisation	742	812
Interest expense on convertible note	-	1,886
Net change in fair value of financial liabilities at fair value through profit and loss	-	2,502
Foreign exchange differences	-	1
Share based payments	624	1,533
Change in operating assets and liabilities:		
Decrease/(increase) in trade and other receivables	(287)	20
Decrease/(increase) in other assets	(281)	150
Decrease/(increase) in contract assets	(195)	-
Increase/(decrease) in trade and other payables	276	525
Increase/(decrease) in provisions	42	316
Increase/(decrease) in contract liabilities	503	242
Net cash from operating activities	(6,131)	(2,790)

Notes to the financial statements

Note 35. Non-cash investing and financing activities

Consolidated

2022
\$'000

2021
\$'000

Additions to the right-of-use assets	-	-
Net change in fair value of financial liabilities	-	2,502
Interest on convertible note	-	1,886
Shares issued under employee share plan	488	1,519
	488	5,907

Note 36. Changes in liabilities arising from financing activities

	Derivatives	Convertible notes \$'000	Lease liability \$'000	Total \$'000
Balance at 1 July 2020	4,222	4,560	320	9,102
Net cash from/(used in) leasing activities	-	-	(165)	(165)
Conversion event	(4,222)	(4,560)	-	(8,782)
Balance at 30 June 2021	-	-	155	155
Net cash from/(used in) leasing activities	-	-	(155)	(155)
Balance at 30 June 2022	-	-	-	-

Consolidated

2022
\$

2021
\$

Note 37. Earnings per share

Net loss attributable to the ordinary equity holders of the consolidated entity	(7,555,156)	(10,778,397)
---	-------------	--------------

Notes to the financial statements

Consolidated

Note 37.

Earnings per share (Continued)

2022 2021

Weighted average number of ordinary shares used as the denominator in calculating basic earnings per share	134,554,780	99,653,915
--	-------------	------------

Cents Cents

Continuing Operations		
Basic earnings per share	5.61	10.82
Diluted earnings per share	5.61	10.82

Information concerning the classification of securities

Options granted under the employee share scheme: salary sacrifice options, senior management options and director options or granted to consultants as share based payments, are considered contingently issuable ordinary shares if the vesting conditions are satisfied at the balance sheet date. At 30 June 2022, the vesting conditions are not satisfied and as such are not included as part of the weighted average number of ordinary shares and potential ordinary shares used as the denominator in calculating diluted earnings per share.

The options are not included in the determination of basic earnings per share as they are anti-dilutive. Details of the option schemes are set out in Note 38: Share-based payments.

Note 38. Share-based payments

Employee Incentive Plan

The Group established an Employee Incentive Plan (EIP) in the previous period. The plan is designed to provide long-term incentives to eligible employees and/or directors. Under the plan, options or shares may be granted to participants at the board's discretion and no individual has a contractual right to participate in the plan or to receive any guaranteed benefits. Under the EIP, the Group has provided a salary sacrifice offer, senior management offer and director offer.

Salary Sacrifice Offer

Certain eligible employees were offered the opportunity to apply for Options and Shares in the prior period, which combined were equal to two times the value of their salary which was agreed to be foregone by that eligible employee in the period 1 July 2020 (or from the date of employment if later) to 30 June 2021. \$525,421 worth of Shares and 4.39 million nil exercise priced Options were issued on Listing (12/01/2021), 1/3 of these Options exercised on 1 July 2021 and 2/3 of these Options being automatically exercised on 1 July 2022. The Options will not be quoted.

Notes to the financial statements

Note 38. Share-based payments (Continued)

The grant date according to AASB 2 is 10 December 2020, the last day of the IPO offer period, as this is considered the point in time where the Group and the eligible employees had a shared understanding of the terms and conditions.

Senior Management Offer

The Senior Management Options were issued in the prior period, on Listing, for nil consideration. Like the employee options, the grant date will be 10 December 2020. These Options will automatically vest and be automatically exercised for nil consideration as follows: 1/4 will vest on 30 June 2023; 1/4 will vest on 30 June 2024; 1/4 will vest on 30 June 2025 and 1/4 will vest on 30 June 2026, provided that the participant remains an Eligible Employee and the market capitalisation of the Company is greater than its pre-money IPO valuation. If the market capitalisation of the Company on a vesting date is not greater than the Company's pre-money IPO valuation, the relevant vesting date will be extended by a further 12 months. All Shares issued on the vesting will be subject to a 12-month escrow period.

Director Offer

Two Directors were issued with options in the period. Rob Phillpot and Joycelyn Morton were provided 1.39m and 0.4m options respectively. The options were issued at the AGM on 29 November 2021 after unanimous resolutions of shareholders were passed.

Rob's options expire five years from Listing, 12 January 2026, with 1/6 vesting on issue, 1/6 on 12 January 2022, 1/3 on 12 January 2023 and 1/3 on 12 January 2024.

Joycelyn's options expire three years from her appointment, 14 July 2024, with 1/2 vesting on issue and 1/2 on 14 July 2022.

In the prior period Director Options totalling 1.22 million Options were all issued on Listing, and deemed granted on 10 December 2020, with 50% vesting 3 months after Listing and the remaining 50% vesting 12 months after Listing, subject to the Directors remaining on the Board and a 3 year expiry from Listing. However, all the Director Options and Shares issued on exercise of those Options will be subject to a 24 months mandatory escrow from Listing.

Consultant Share Based Payments

Kidder Williams was engaged to provide corporate advisory services for the prior period IPO and agreed to take part of their fee in options. On successful completion of the IPO they received:

- a) success fee of 500,000 unquoted call options over unissued Shares to be issued upon exercise that shall rank pari passu with existing Shares, which expire 3 years from date of their issue, have an exercise price of \$0.58 per option. The value of these options at 31 December 2020 is \$19,500; and
- b) success fee of 500,000 unquoted call options over unissued Shares to be issued upon exercise that shall rank pari passu with existing Shares, which expire 3 years from date of their issue, have an exercise price of \$0.72 per option. The value of these options at 31 December 2020 is \$1,500.

Fair value of options granted

The assessed fair value at grant date of options granted during the period ended 30 June 2022 ranges between \$0.086 and \$0.114 per option.

The fair value at grant date is independently determined using a Black-Scholes model which takes into account time to maturity and market prices.

Notes to the financial statements

Note 38. Share-based payments (Continued)

2022

Grant date	Expiry date	Exercise price	Balance at the start of the year	Granted	Exercised	Expired/forfeited/	Balance at the end of the year
16/09/2016	16/09/2021	\$0.48	1,294,600	-	-	(1,294,600)	-
10/12/2020	01/07/2022	-	4,388,946	-	(1,355,338)	(322,913)	2,710,695
10/12/2020	01/01/2027	-	1,571,680	-	-	-	1,571,680
10/12/2020	01/01/2024	\$0.36	1,222,221	-	-	-	1,222,221
10/12/2020	01/01/2024	\$0.58	500,000	-	-	-	500,000
10/12/2020	01/01/2024	\$0.72	500,000	-	-	-	500,000
29/11/2021	12/01/2026	\$0.36	-	1,388,889	-	-	1,388,889
29/11/2021	14/07/2024	\$0.36	-	426,667	-	-	426,667
			9,447,447	1,815,556	(1,355,338)	(1,617,513)	8,320,152
Weighted average exercise price			\$0.18	\$0.36	-	-	\$0.20

2021

Grant date	Expiry date	Exercise price	Balance at the start of the year	Granted	Exercised	Expired/forfeited/	Balance at the end of the year
16/09/2016	16/09/2021	\$0.48	1,294,600	-	-	-	1,294,600
10/12/2020	01/07/2022	-	-	4,388,946	-	-	4,388,946
10/12/2020	01/01/2027	-	-	1,571,680	-	-	1,571,680
10/12/2020	01/01/2024	\$0.36	-	1,222,221	-	-	1,222,221
10/12/2020	01/01/2024	\$0.58	-	500,000	-	-	500,000
10/12/2020	01/01/2024	\$0.72	-	500,000	-	-	500,000
			1,294,600	8,182,847	-	-	9,477,447
Weighted average exercise price			\$0.48	\$0.13	-	-	\$0.18

The volume-weighted average share price during the financial year was \$0.26 (2021: \$0.35).

The weighted average remaining contractual life of options outstanding at the end of the financial year was 1.70 years (2021: 1.89 years).

For the options granted during the current financial year, the valuation model inputs used to determine the fair value at grant date, are as follows:

Notes to the financial statements

Note 38. Share-based payments (Continued)

	Grant date	Expiry date	Share price at grant date	Exercise price	Expected Volatility	Dividend Yield	Risk-free interest rate	Fair value at grant date
Salary Sacrifice Options	10/12/2020	01/07/2022	\$0.36	-	70%	0%	0.14%	\$0.128 - \$0.358
Senior Management Options	10/12/2020	31/12/2026	\$0.36	-	70%	0%	0.14% to 0.43%	\$0.028 - \$0.050
Director Options	10/12/2020	07/01/2024	\$0.36	\$0.36	70%	0%	0.14%	\$0.043 - \$0.084
Consultant Options	10/12/2020	07/01/2024	\$0.36	\$0.58	70%	0%	0.23%	\$0.039
Consultant Options	10/12/2020	07/01/2024	\$0.36	\$0.72	70%	0%	0.23%	\$0.003
Director Options	29/11/2021	12/01/2026	\$0.29	\$0.36	-	-	0.56%	\$0.114
Director Options	29/11/2021	14/07/2024	\$0.29	\$0.36	-	-	0.19%	\$0.086

Note 39. Events after the reporting period

There are no events after the reporting period.

Directors' declaration

In the directors' opinion:

- The attached financial statements and notes comply with the Corporations Act 2001, the Accounting Standards, the Corporations Regulations 2001 and other mandatory professional reporting requirements.
- The attached financial statements and notes comply with International Financial Reporting Standards as issued by the International Accounting Standards Board as described in note 1 to the financial statements;
- The attached financial statements and notes give a true and fair view of the consolidated entity's financial position as at 30 June 2022 and of its performance for the financial year ended on that date;
- There are reasonable grounds to believe that the company will be able to pay its debts as and when they become due and payable; and

The directors have been given the declarations required by section 295A of the Corporations Act 2001.

Signed in accordance with a resolution of directors made pursuant to section 295(5)(a) of the Corporations Act 2001.

On behalf of the directors



Michael Bushby
Director

22 August 2022
Brisbane

For personal use only

Independent auditor's report to the members of Felix Group Holdings Limited



Grant Thornton Audit Pty Ltd
King George Central
Level 18
145 Ann Street
Brisbane QLD 4000
GPO Box 1008
Brisbane QLD 4001
T +61 7 3222 0200

Independent Auditor's Report

To the Members of Felix Group Holdings Limited

Report on the audit of the financial report

Opinion

We have audited the financial report of Felix Group Holdings (the Company) and its subsidiaries (the Group), which comprises the consolidated statement of financial position as at 30 June 2022, the consolidated statement of profit or loss and other comprehensive income, consolidated statement of changes in equity and consolidated statement of cash flows for the year then ended, and notes to the consolidated financial statements, including a summary of significant accounting policies, and the Directors' declaration.

In our opinion, the accompanying financial report of the Group is in accordance with the *Corporations Act 2001*, including:

- a giving a true and fair view of the Group's financial position as at 30 June 2022 and of its performance for the year ended on that date; and
- b complying with Australian Accounting Standards and the *Corporations Regulations 2001*.

Basis for opinion

We conducted our audit in accordance with Australian Auditing Standards. Our responsibilities under those standards are further described in the *Auditor's Responsibilities for the Audit of the Financial Report* section of our report. We are independent of the Group in accordance with the auditor independence requirements of the *Corporations Act 2001* and the ethical requirements of the Accounting Professional and Ethical Standards Board's *APES 110 Code of Ethics for Professional Accountants (including Independence Standards)* (the Code) that are relevant to our audit of the financial report in Australia. We have also fulfilled our other ethical responsibilities in accordance with the Code.

We believe that the audit evidence we have obtained is sufficient and appropriate to provide a basis for our opinion.

Independent auditor's report to the members of Felix Group Holdings Limited



Key audit matters

Key audit matters are those matters that, in our professional judgement, were of most significance in our audit of the financial report of the current period. These matters were addressed in the context of our audit of the financial report as a whole, and in forming our opinion thereon, and we do not provide a separate opinion on these matters.

We have determined the matters described below to be the key audit matters to be communicated in our report.

Key audit matter	How our audit addressed the key audit matter
Revenue recognition (Note 4)	
<p>The Group has recognised \$3.9 million of revenue during the period.</p> <p><i>AASB 15 Revenue from Contracts with Customers</i> requires companies to assess revenue recognition using the five-step model.</p> <p>Measuring the amount of revenue to recognise in the financial statements, including determining the appropriate timing of recognition, involves management judgement.</p> <p>This area is a key audit matter due to revenue recognition being a significant risk. There is an increased level of risk for Felix Group Holdings Limited, given the focus by stakeholders on revenue growth.</p>	<p>Our procedures included, amongst others:</p> <ul style="list-style-type: none">• Obtaining an understanding of and documenting the key processes and controls used in recording revenue;• Reviewing revenue recognition policies to evaluate compliance with AASB 15 with respect to the five-step model;• Agreeing the key terms in significant contracts to underlying signed agreements with customers and ensuring revenue, and associated contract assets and liabilities, are recorded in line with terms;• Performing detailed testing on subscription revenue for a statistical sample of revenue items. For each selected revenue item, tracing to supporting documentation and assessing the appropriateness of revenue recognition was reviewed, including considering whether any deferred portion of revenue was correctly recorded in line with the contract terms; and• Reviewing related financial statement disclosures for appropriateness.

Information other than the financial report and auditor's report thereon

The Directors are responsible for the other information. The other information comprises the information included in the Group's annual report for the 30 June 2022, but does not include the financial report and our auditor's report thereon.

Our opinion on the financial report does not cover the other information and we do not express any form of assurance conclusion thereon.

In connection with our audit of the financial report, our responsibility is to read the other information and, in doing so, consider whether the other information is materially inconsistent with the financial report or our knowledge obtained in the audit or otherwise appears to be materially misstated.

If, based on the work we have performed, we conclude that there is a material misstatement of this other information, we are required to report that fact. We have nothing to report in this regard.

Responsibilities of the Directors for the financial report

The Directors of the Company are responsible for the preparation of the financial report that gives a true and fair view in accordance with Australian Accounting Standards and the *Corporations Act 2001* and for such internal control as the Directors determine is necessary to enable the preparation of the financial report that gives a true and fair view and is free from material misstatement, whether due to fraud or error.

In preparing the financial report, the Directors are responsible for assessing the Group's ability to continue as a going concern, disclosing, as applicable, matters related to going concern and using the going concern basis of accounting unless the Directors either intend to liquidate the Group or to cease operations, or have no realistic alternative but to do so.

For personal use only

Independent auditor's report to the members of Felix Group Holdings Limited



Auditor's responsibilities for the audit of the financial report

Our objectives are to obtain reasonable assurance about whether the financial report as a whole is free from material misstatement, whether due to fraud or error, and to issue an auditor's report that includes our opinion. Reasonable assurance is a high level of assurance, but is not a guarantee that an audit conducted in accordance with the Australian Auditing Standards will always detect a material misstatement when it exists. Misstatements can arise from fraud or error and are considered material if, individually or in the aggregate, they could reasonably be expected to influence the economic decisions of users taken on the basis of this financial report.

A further description of our responsibilities for the audit of the financial report is located at the Auditing and Assurance Standards Board website at: https://www.auasb.gov.au/auditors_responsibilities/ar1_2020.pdf. This description forms part of our auditor's report.

Report on the remuneration report

Opinion on the remuneration report

We have audited the Remuneration Report included in pages 14 to 22 of the Directors' report for the year ended 30 June 2022.

In our opinion, the Remuneration Report of Felix Group Holdings Limited, for the year ended 30 June 2022 complies with section 300A of the *Corporations Act 2001*.

Responsibilities

The Directors of the Company are responsible for the preparation and presentation of the Remuneration Report in accordance with section 300A of the *Corporations Act 2001*. Our responsibility is to express an opinion on the Remuneration Report, based on our audit conducted in accordance with Australian Auditing Standards.

A handwritten signature in blue ink that reads "Grant Thornton".

Grant Thornton Audit Pty Ltd
Chartered Accountants

A handwritten signature in blue ink that reads "Cameron Smith".

CDJ Smith
Partner – Audit & Assurance

Brisbane, 22 August 2022

For personal use only

Shareholder information

The shareholder information set out below was applicable as at 22 August 2022.

Distribution of equitable securities

Analysis of number of equitable security holders by size of holding:

	Ordinary shares	
	Number of holders	% of total shares issued
1 to 1,000	29	0.00
1,001 to 5,000	321	0.54
5,001 to 10,000	157	0.81
10,001 to 100,000	375	9.63
100,001 and over	147	89.02
Total	1,029	100.00
Holding less than a marketable parcel	234	-

Equity security holders

Twenty largest quoted equity security holders

The names of the twenty largest security holders of quoted equity securities are listed below:

	Ordinary shares	
	Units	Unit %
NATIONAL NOMINEES LIMITED	14,028,814	8.95
MOGGS CREEK PTY LTD <MOGGS CREEK SUPER A/C>	13,457,978	8.59
UBS NOMINEES PTY LTD	12,480,177	7.96
PLANT INVESTMENTS LTD	9,333,100	5.96
M.A.D. TECHNOLOGIES PTY LTD <M.A.D TECHNOLOGIES UNIT A/C>	8,441,400	5.39
INEIGHT PTY LIMITED	7,638,889	4.87
BNP PARIBAS NOMS PTY LTD <DRP>	6,881,999	4.39
MOGGS CREEK PTY LTD <MOGGS CREEK SUPER FUND A/C>	5,650,128	3.61
HSBC CUSTODY NOMINEES (AUSTRALIA) LIMITED - A/C 2	5,147,750	3.28
MRS LIAN HUA KOH	2,486,876	1.59
LIAN HUA KOH	2,104,723	1.34 1.34
MR TREVOR JOHN HOARE + MRS ROBYN ANN HOARE <HOAREHOUSE FAMILY A/C>	2,070,000	1.32
G J ALT PTY LIMITED	1,900,000	1.21
SFO VENTURES PTY LTD <SFO VENTURES UNIT A/C>	1,853,000	1.18
QBDF PTY LTD <THE BUSINESS DEVELOPMENT FUND>	1,828,400	1.17
HSBC CUSTODY NOMINEES (AUSTRALIA) LIMITED	1,790,568	1.14
BNP PARIBAS NOMINEES PTY LIMITED	1,755,600	1.12
MOGGS CREEK PTY LTD <MOGGS CREEK SUPER FUND A/C>	1,666,666	1.06
PHILIPPA STATHAM PTY LTD <PHILIPPA STATHAM FAMILY A/C>	1,412,431	0.90
GRCT 20 PTY LTD <GRAVEL ROAD CONTECH 20 A/C>	1,388,889	0.89
Totals: Top 20 holders of ORDINARY FULLY PAID SHARES (Total)	103,317,388	65.92
Total Remaining Holders Balance	53,402,325	34.08