28 July 2022

ASX ANNOUNCEMENT

June 2022 Quarterly Activities Report

Rumble Resources Ltd (ASX: RTR) ("Rumble" or "the Company") is pleased to provide an update with respect to the Company's activities during the June 2022 quarter. Highlights include:

Earaheedy Zn-Pb-Ag-Cu Project, Western Australia

- Tonka-Navajoh Zn-Pb-Ag Prospect – **Increased mineralised footprint by over 40% to 8km x 2km and remains open in all directions**
- Tonka Zn-Pb-Ag Prospect - **High grade Zn-Pb mineralised intercepts at the newly recognised Colorado Zone**
- Chinook Zn-Pb-Ag-Cu Prospect **– Increased mineralised footprint by 28% to 5km x 2km and remains open in all directions**
- Chinook Zn-Pb-Ag-Cu Prospect – **High grade Zn-Pb mineralised intercepts at Kalitan Feeder Zone**
- Chinook Zn-Pb-Ag-Cu Prospect - **High grade Zn-Pb mineralised intercepts at newly identified Spur Zone**
- 26,000m of drilling has been completed targeting high grade Zn-Pb domains – **Assays pending**
- 24,000m of drilling planned for remainder of 2022 - **Ongoing**
- Received heritage clearance to explore the 6km west extension of the Chinook Zn-Pb-Ag deposit within the untested 15km Sweetwater Trend - E69/3787 (100% RTR) - **RC drilling commenced**
- Received heritage clearance to start testing the Iroquois Carbonate Trend – **Planned**
- Take a 3D tour of our discovery at the Earaheedy Project, Western Australia – click here: **https://inventum3d.com/c/rumble/earaheedy**

Wardawarra Ni-Cu-Co-Li-Ta-Nb-Sn-Au Project, Western Australia

- 8,300m Aircore and RC drill program – **completed, assays pending**

Lamil Au-Cu Project, AIC Mines JV, Western Australia

- 3,000m Diamond drill program - **commenced**

Braeside Zn-Pb-Cu-Ag-Au Project, Western Australia

- 2,500m RC program – **completed, assays pending**

Munarra Gully Au-Cu-Ag-Zn Project, Western Australia

- 2,457m Diamond and Aircore program – **completed, assays pending**

Corporate

- Strong cash position of **$17.9 million** at the end of the quarter
- Appointment of **highly experienced mining executive, Mr Geoff Jones**, as a Non-Executive Director

Rumble Resources Ltd

Level 1, 16 Ord Street,
West Perth, WA 6005

T +61 8 6555 3980

F +61 8 6555 3981

rumbleresources.com.au

ASX RTR

Executives & Management

Mr Shane Sikora
Managing Director

Mr Matthew Banks
Non-executive Director

Mr Michael Smith
Non-executive Director

Mr Peter Venn
Non-executive Director

Mr Geoff Jones
Non-executive Director

Mr Steven Wood
Company Secretary

Mr Brett Keillor
Head of Technical

For personal use only

Rumble - Project Location Map
World Class Mining Jurisdiction
Multiple Avenues to Tier 1 Discovery

Gold Resources

Western Queen Au Project

- Unmined open pit and underground resources of 163,268oz @ 2.42 g/t Au
- Significant high-grade intersections include:
  6m @ 34.24 g/t Au,
  6.3m @ 36.09 g/t Au,
  7m @ 60.6 g/t Au & 6m @ 37.34 g/t Au
- Scope to significantly expand the resources at depth and discover new deposits along the 35kms of WQ shear zone strike to be drill tested
- High-Grade System Targets:
  Multiple high-grade gold open pit and underground deposits

Classification	Tonnes (t)	Au g/t	Contained Metal
Ind.	1,069,218	1.95	67,145
Inf.	1,027,954	2.91	96,123
Total	2,097,172	2.42	163,268
Cut-Off g/t	O/C @ 0.5	UG @ 1.5	

Five Advanced Projects, Large Scale Systems Discovered - Tier 1 Potential

Munarra Gully Au-Cu-Ag-Zn Project

- Amaryllis Prospect - Large Scale Au-Cu-Ag-Zn system discovered with intercepts:
  57m @ 0.85 g/t Au, 0.27% Cu, 4.2 g/t Ag and
  10m @ 2.88 g/t Au, 0.54% Cu, 7.5 g/t Ag
- Over 2.3km's of Au-Cu-Ag up to 50m wide and open in all directions
- Over 15km's of strike untested
- Large Scale Targets:
  Large Scale Chibougamau Au-Cu-Ag shear vein style type deposits

Earaheedy Zn-Pb-Ag-Cu Project

- Major Zn-Pb-Ag-Cu Discovery
- Chinook Prospect 5km's x 2km's Zn-Pb-Ag-Cu - Open in all directions
- Tonka and Navajoh Prospects 8km's x 2km's Zn-Pb-Ag - Open in all directions
- Over 42km's of prospective strike - completely open
- Multiple High-grade Zn-Pb Feeders defined and inferred throughout project
- Tier 1 Targets:
  Multiple large-scale sedimentary hosted flat lying Zinc-Lead-Silver Sulphide & MTV Type - Copper-Zinc-Lead-Silver Deposits
  First Stage Exploration Target:
  100-120Mt 3.5-4.5% Zn-Pb Open pittable depths

Braeside Zn-Pb-Cu-AG-Au-V Project

- 60km's of mineralisation
- 30 Priority Cu-Au-Zn-Pb-Ag targets generated
- High-grade Pb-Zn-Ag breccia pipes discovered
- Broad Cu with Zn-Pb Intercepted - Potential new VMS Province
- Large Scale System Targets:
  Large scale porphyry related base metal and VMS deposits

Warroo Cu-Zn-Pb-Ag-Au-U-Pt Project

- Waroo Hill member prospect - 18km's of strike with extensive shallow copper to 3.43% and Zinc to 26% remains untested
- Potential New VMS Province
- Large Scale Targets:
  Large scale VMS type deposits

Wardawarra Ni-Cu-Co-Ta-Nb-Sn-Li Project

- 20km x 2km Ultramafic sequence - Prospective for Ni-Cu-Co-PGE - 19.8m @ 0.88% Ni & 0.1% Co
- Large Pegmatite swarm over 12kms of strike - Up to 5.32% Li2O
- 35km of Western Queen High-grade Gold Shear Zone
- Large Scale Targets:
  Large Scale Ni-Cu-Co, Ta-Nb-Sn (Li-C-Rb-REE Potential) and Au deposits

Two JV Projects in World Class Jurisdiction - Tier 1 Targets

Lamil Cu-Au Project

- $10M farm out with AIC Mines (ASX:A1M)
- 26 Au-Cu targets located between world class Nifty & Telfer mines in Paterson Province
- Key target is Lamil Dome which has similar dome size, trend & inferred host rocks to the nearby Telfer Au-Cu Dome deposit (32Moz, 1Mt Cu resource)
- Tier 1 Targets:
  Large scale Au-Cu deposits

Fraser Range Ni-Cu-Au Project

- JV with major IGO Limited (ASX: IGO) on 2 Projects
- Two high-grade Au discoveries 16m @ 6.69 g/t Au & 6m @ 9.15 g/t au
- Magnetic low/gravity high targets & multiple EM conductors over a 12km Cu-Zn trend - 30km along strike from Mawsons Ni-Cu Discovery
- Tier 1 Targets:
  Large scale Ni-Cu and Au deposits

All Projects in Western Australia

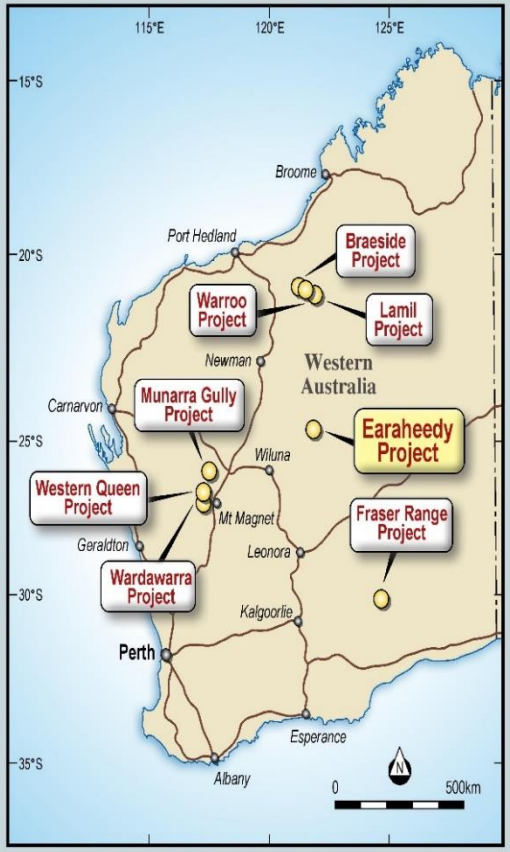

For personal use only

1. EXPLORATION AND DEVELOPMENT ACTIVITIES

1.1 Earaheedy Zn-Pb-Ag-Cu Project, Wiluna, Western Australia

The emerging, world class Earaheedy Base Metal Project is located 110km northeast of Wiluna, Western Australia. The Project includes granted tenement (E69/3464), which forms the Rumble Resources Ltd 75% / Zenith Minerals Ltd (ASX: ZNC) 25% Joint Venture ("JV") and the recently granted tenure, E69/3787 and E69/3862, which is 100% owned by Rumble (see Images 1 & 2).

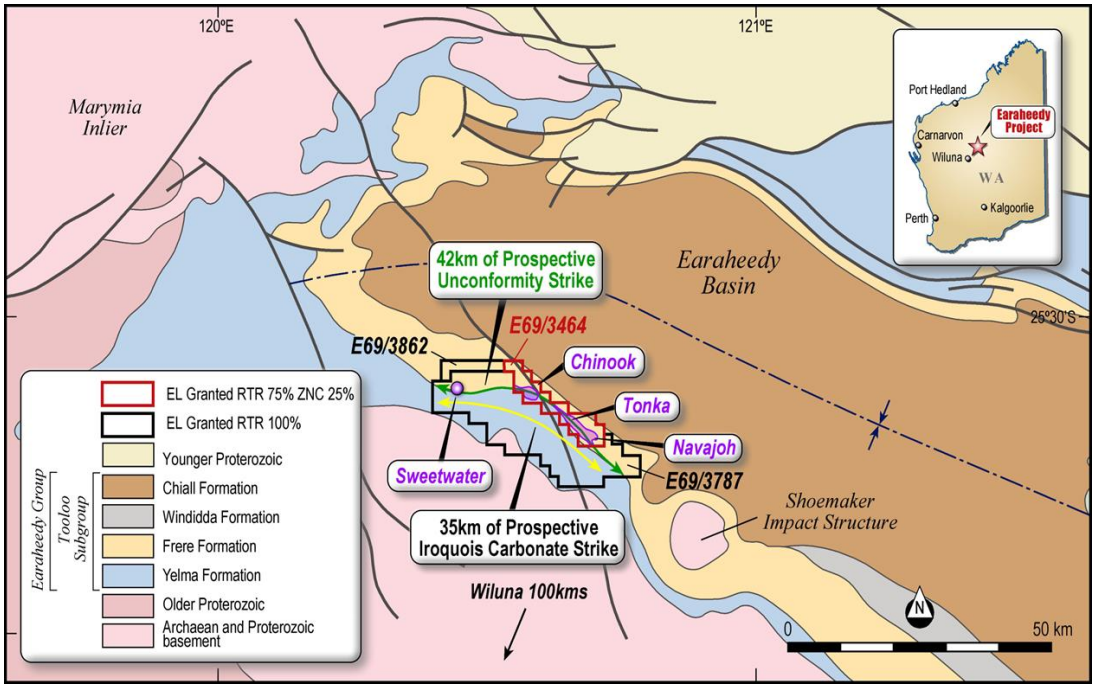

Image 1 – Earaheedy Project with Regional Geology and Prospect Locations

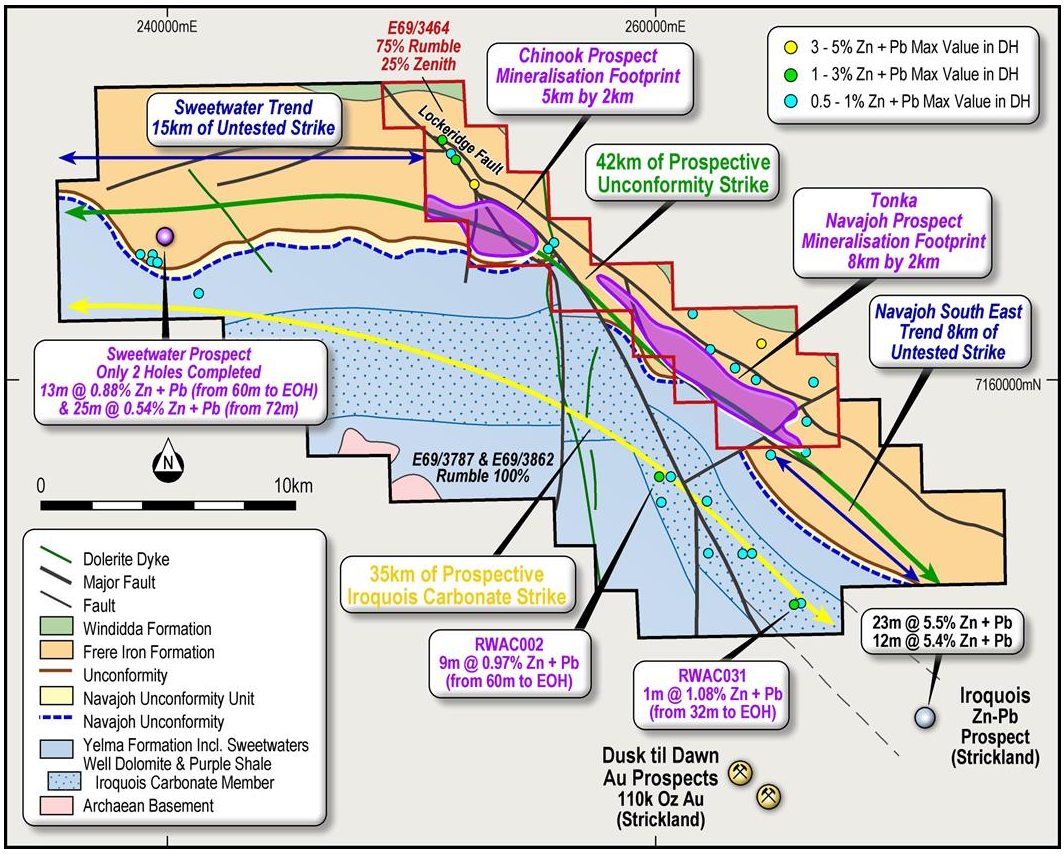

Image 2 – Earaheedy Project – Prospectivity Map

For personal use only

Tonka Zn-Pb-Ag Prospect RC Drilling Results

During the quarter significant high grade Zn-Pb mineralisation was intercepted within the newly identified east-west trending Colorado Zone.

Additionally, the newly recognised Magazine Zone links the Tonka and Navajoh Prospects and hosts potential higher-grade feeder structures up to 5km in strike length.

The footprint of the zinc dominant Tonka-Navajoh mineralisation has increased by more than 40% to 8km by 2km and remains open in all directions.

New Colorado High Grade Zone

- The Colorado Zone comprises of multiple open-ended, inferred mineralised feeder structures with strike lengths up to 2km (see Image 3)

- Two initial holes targeting the Colorado Zone have returned:

  - **EHRC515 – 73m @ 3.07% Zn + Pb (2.75% Zn, 0.32% Pb)** from 106m

    - **Including 13m @ 5.38% Zn + Pb (4.87% Zn, 0.51% Pb)** from 108m
      - **with 6m @ 6.7% Zn + Pb (6.13% Zn, 0.57% Pb)** from 108m

    - **Including 19m @ 3.48% Zn + Pb (3.08% Zn, 0.35% Pb)** from 132m
      - **with 7m @ 4.5% Zn + Pb (4.03% Zn, 0.47% Pb)** from 136m

    - **Including 9m @ 3.56% Zn + Pb (3.18% Zn, 0.38% Pb)** from 162m
      - **with 2m @ 8.17% Zn + Pb (7.49% Zn, 0.68% Pb)** from 162m

  - **EHRC518 – 7m @ 10.71% Zn + Pb (8.52% Zn, 2.19% Pb)** from 137m
    - **Including <u>3m @ 19.93% Zn + Pb</u> (15.88% Zn, 4.05% Pb)** from 138m

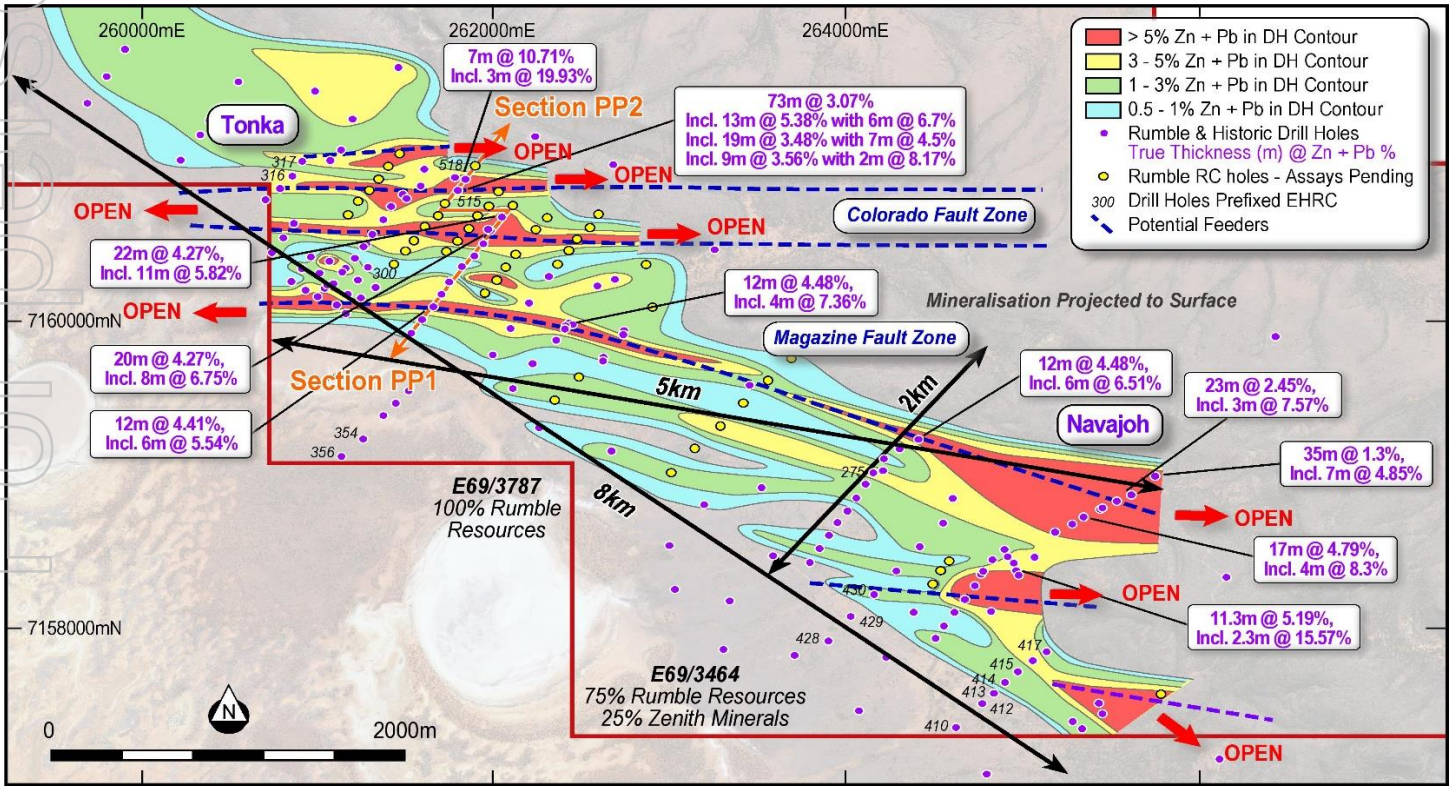

Image 3 – Tonka Navajoh Prospect – Maximum Zn + Pb Grade in Drill Hole Contouring and Intersections

For personal use only

Chinook Zn-Pb-Ag-Cu Prospect RC Drilling Results

During the quarter, further significant high grade Zn-Pb mineralisation was intercepted at the Chinook Prospect.

- The **Chinook Zn-Pb footprint increased by 28% to 5km by 2km and remains open in all directions**
- A few of the more significant drill intercepts within the Chinook Prospect returned during the period included;
  - **EHRC300 – 20m @ 3.63% Zn + Pb** from 63m
  - **EHRC476 – 16m @ 4.32% Zn + Pb** from 154m (Kalitan Feeder)
    - **Including 7m @ 6.57% Zn + Pb** from 156m
  - **EHRC361 – 20m @ 3.17% Zn + Pb** from 136m (Kalitan Feeder)
    - **Including 6m @ 4.52% Zn + Pb** from 142m
  - **EHRC438 – 19m @ 3.62% Zn + Pb** from 68m (Kalitan Feeder)
    - **Including 3m @ 6.35% Zn + Pb** from 75m

New High Grade Spur Zone

- Drilling along the Kalitan Feeder Zone led to the identification of a newly inferred high grade east-west trending mineralised feeder recently named the 'Spur Zone' (see Image 4).
  - Results recently returned from the **Spur Zone** included:
    - **EHRC463 – 10m @ 4.32% Zn + Pb** from 107m
      - **Including 2m @ 12.34% Zn + Pb** from 107m
    - **EHRC458 – 6m @ 4.13% Zn + Pb** from 100m
      - **Including 2m @ 9.09% Zn + Pb** from 100m
    - **EHRC373 –** 34m @ 1.54% Zn + Pb from 67m
      - **Including 3m @ 6.16% Zn + Pb** from 97m

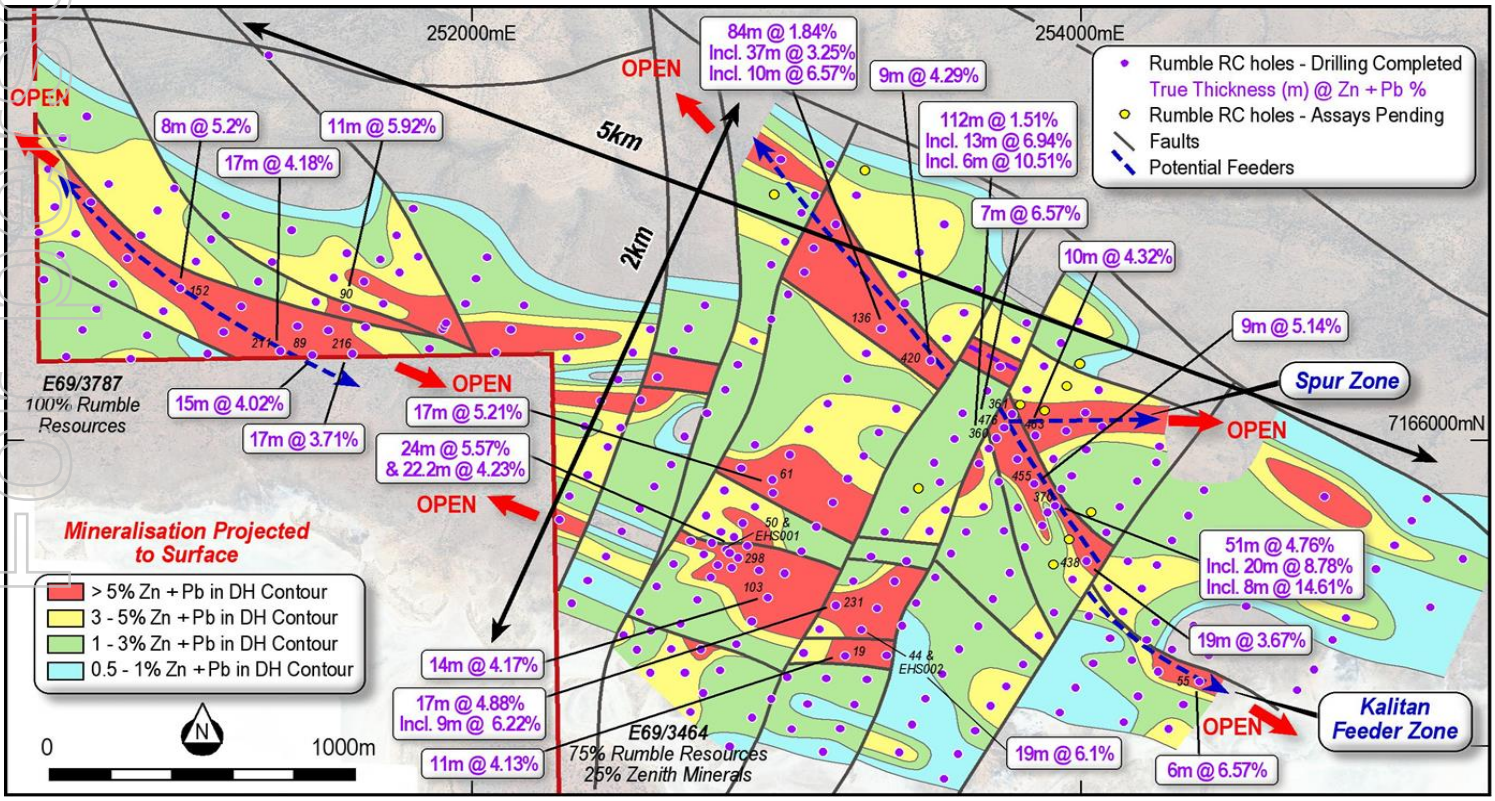

Image 4 – Chinook Prospect – Maximum Grade in Drill Hole Contouring

For personal use only

Sweetwater Trend E69/3787 - RTR 100% - RC Drilling Commenced

Drilling by Rumble has defined extensive Zn-Pb-Ag mineralisation on the boundary between E69/3464 and the recently granted E69/3787 (100% RTR) tenure, which is host to the 15km long untested Sweetwater Trend.

Rumble has now received the necessary heritage clearances from the Wiluna Native Title Holders, the Tarlka Matuwa Piarku Aboriginal Corporation (TMPAC) to commence RC drill testing a 6km section, which hosts the potential western continuation of the large Chinook Zn-Pb-Ag deposit. Rumble has submitted a heritage survey request for clearance of the remainder of the Sweetwater Trend and the 8km long Navajoh Southeast Trend that also remains untested.

RC drilling has commenced targeting shallow higher-grade domains associated with potential mineralised feeder structures in the Navajoh Unconformity Unit within E69/3787. The only two shallow historic RC holes previously drilled along the Sweetwater Trend intercepted Zn-Pb mineralisation, 12km to the west of Chinook (see Image 5).

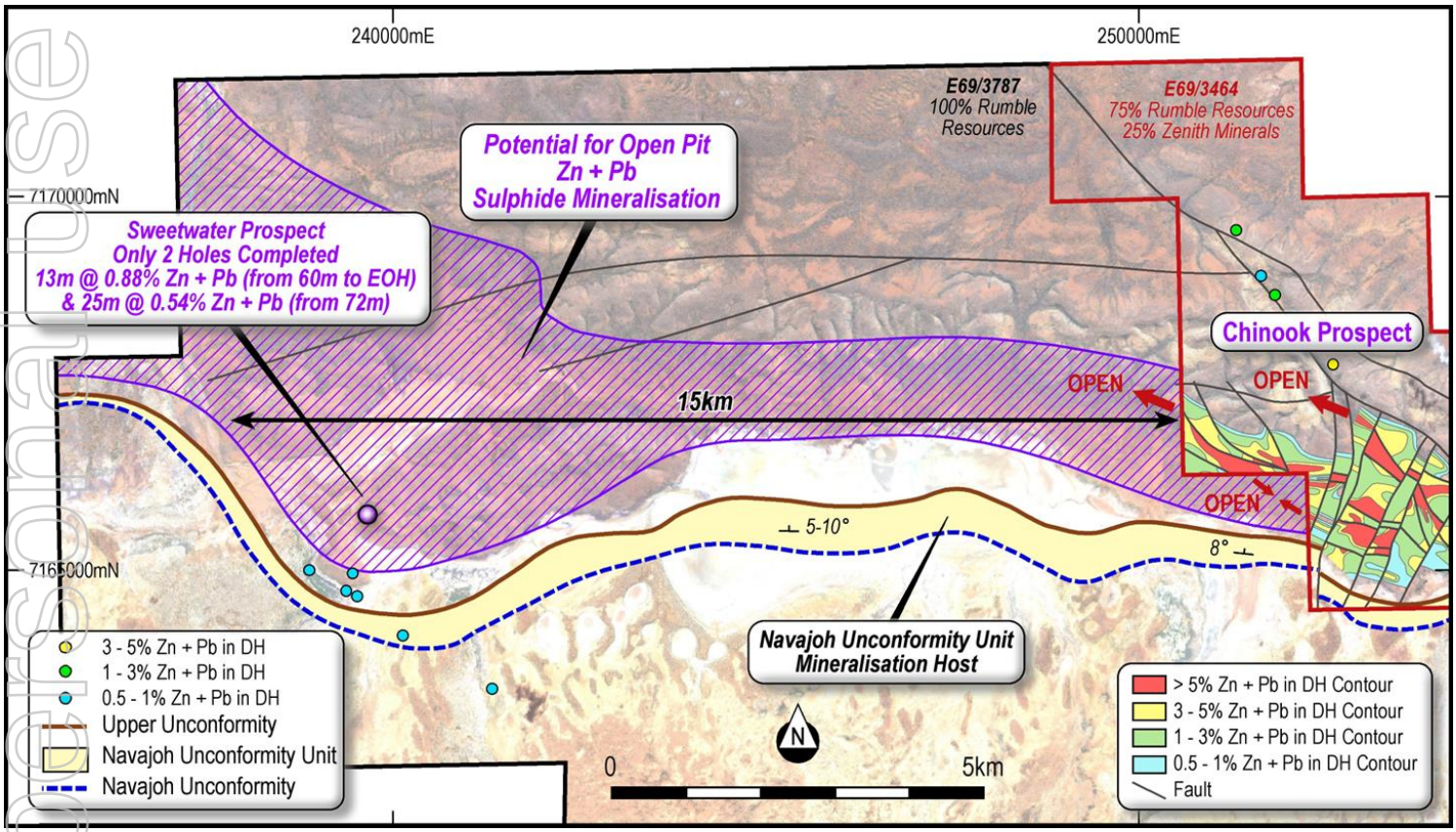

Image 5 – Sweetwater Trend – Prospectivity Map

Iroquois Carbonate Trend E69/3787 – RTR 100%

Rumble has completed a new interpretation of the Iroquois Carbonate Formation, which is inferred to surface within the recently granted E69/3787 (100% RTR) and has over 35km of untested strike. Rumble has received heritage clearances to start regional aircore reconnaissance drill testing along two sections of the Iroquois Carbonate Trend. Very limited drilling conducted in the 1970's intercepted shallow Zn-Pb mineralisation in the Iroquois Carbonate Unit including:

- RWAC002 – 9m @ 0.97% Zn + Pb (from 60m to **EOH**)
- RWAC031 – 1m @ 1.09% Zn + Pb (from 32m to **EOH**)

These intercepts are along strike from Strickland Metals Ltd (refer ASX: STK ASX announcement - 14/10/2021) high grade intercepts at the Iroquois Prospect, which included 23m @ 5.5% Zn+Pb from 108m and 12m @ 5.4% Zn+Pb from 58m and highlights the potential for further near surface discoveries in the region (see Image 2).

For personal use only

Earaheedy Project – Multiple Mineralisation Styles

The overall geological deposition model for the Earaheedy Base Metal Project is continually evolving with some five (5) styles of mineralisation interpreted (see Image 6).

Rumble has confirmed at least four (4) of these styles have been defined within the Project area, and based on recent drilling completed by Strickland Metals (refer ASX: STK announcement – 14/10/2021), the likelihood of significant Iroquois Dolomite hosted mineralisation below Chinook, Tonka-Navajoh and near surface along the Iroquois Carbonate Trend is very high.

The current drilling has outlined laterally extensive flat lying unconformity related Zn-Pb-Ag sulphide mineralisation at the Chinook, Tonka-Navajoh Prospects (mineralisation styles 1 and 2, see Image 6).

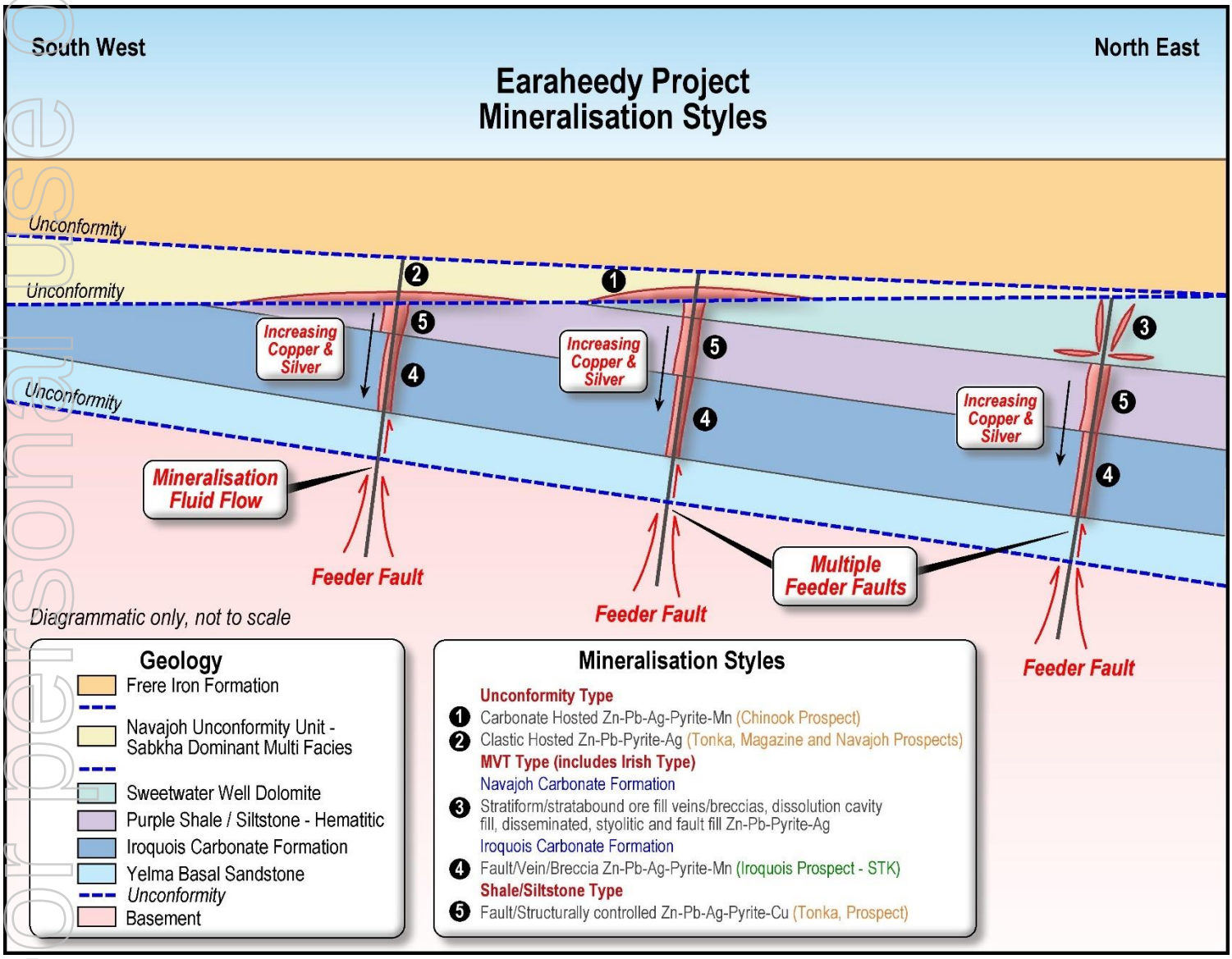

Image 6 – Earaheedy Project - Model of Multiple Mineralisation Styles

For personal use only

2022 - 50,000m Drilling Program – Progress Update

A 50,000m drilling program commenced in January 2022 with over 26,000m of RC drilling already completed. Unfortunately, as seen in 2021, industry-wide delays in assay turnaround times have continued and the Company currently has over 11,000 assays pending.

The RC drilling has recently been focused on the Tonka Prospect targeting high grade Zn-Pb domains at the newly identified east-west trending Colorado Zone.

Upcoming Activity at the Earaheedy Project

Tonka Navajoh Prospect - E69/3464 - RTR (75%) / ZNC (25%) JV

- Extension and infill RC drilling along the newly identified high grade Colorado Zone **- Planned**
- Extension and infill RC drilling along the recently recognised high grade Magazine Zone **- Planned**

Chinook Prospect - E69/3464 - RTR (75%) / ZNC (25%) JV

- RC infill and extension drilling to delineate further shallow high grade Zn-Pb mineralisation in the Kalitan Feeder Zone and within the recently interpreted east-west trending mineralised "feeder" structures, including the Spur Zone **- Planned**

Sweetwater Tenements - E69/3787 and E69/3862 - RTR 100%

- Surface geochemical survey to define the surface expression of the host Navajoh Unconformity Unit along the Sweetwater and Navajoh Southeast Trends - **Commenced**
- RC drilling to test the likely western extension of the Chinook Zn-Pb-Ag deposit – **Commenced**
- Airborne Falcon gravity survey **– Planned for late July / early August**
- Reconnaissance aircore drilling along an interpreted 35km areathat could potentially host the near surface Iroquois Carbonate Formation within E69/3787 **– Planned in August**

Metallurgy

- Sighter metallurgy studies, including flotation **(ongoing)** and preconcentration **(planned)** studies

For personal use only

1.2 Wardawarra Ni-Cu-Co-Li-Ta-Nb-Sn-Au Project, Mt Magnet, Western Australia

Rumble's 100% owned Wardawarra Project consists of one (1) granted exploration license (E20/967) and one (1) exploration license application (ELA59/2443) for a total area of 213.3 km² (see Image 7).

Drilling Program Completed

Rumble has completed a reconnaissance 8,302m Aircore and RC drill program targeting:

- The large Yinga Ultramafic Sequence to understand the sulphide nickel, copper, cobalt and PGE potential – **Assays pending**
- The pegmatite swarms to understand the lithium, tantalum and niobium potential – **Assays pending**

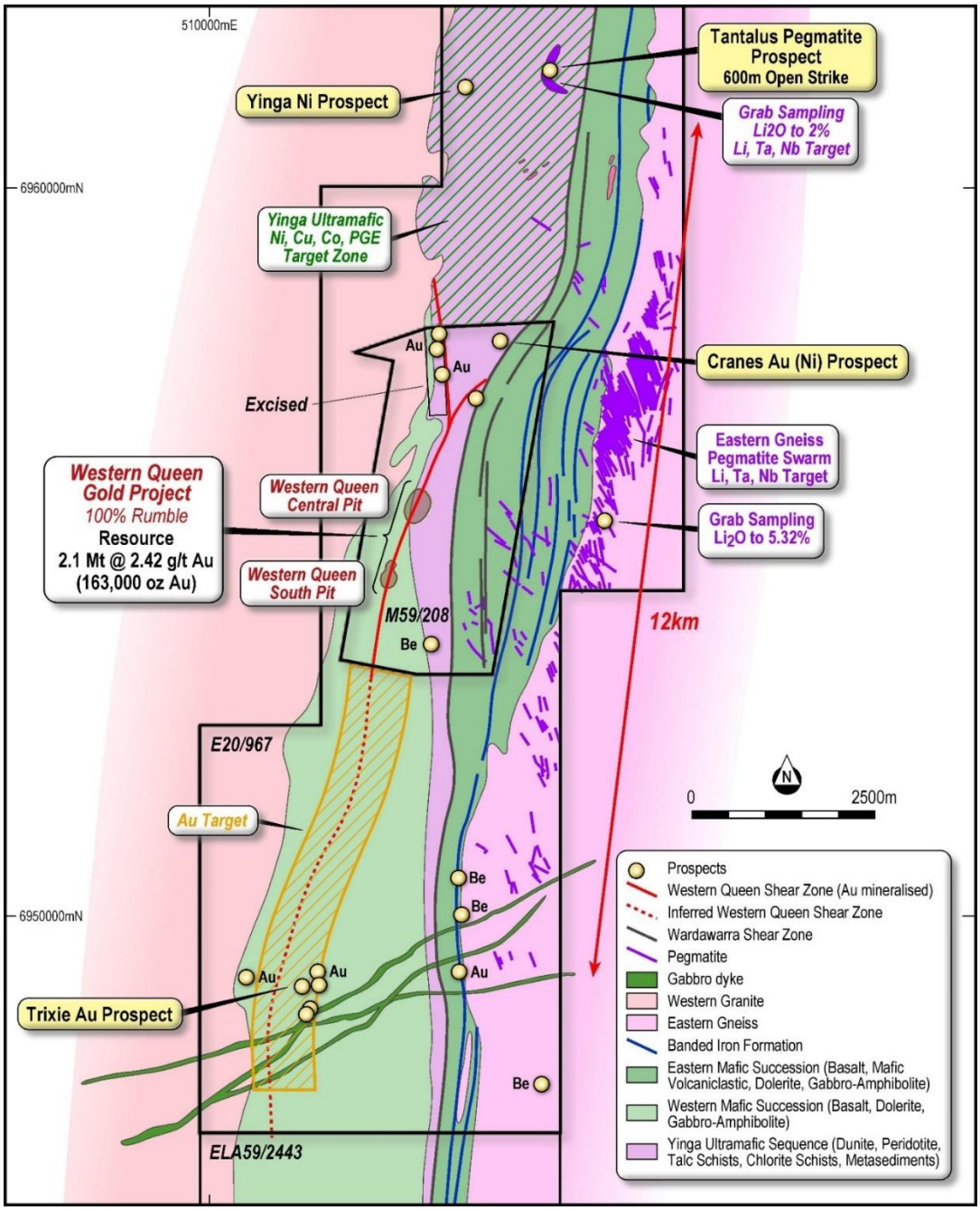

Image 7 – Wardawarra Project – Geology and Prospects with Drill Targets

For personal use only

1.3 Lamil Gold-Copper JV Project, Paterson Province, Western Australia

The Lamil Project is located in between the major mining operations of the Nifty Cu mine and the large Telfer Au-Cu mine within the Paterson Province, East Pilbara, Western Australia (see Image 8). In July 2019, Rumble signed a $10m Farm Out of the Lamil Project with AIC Mines (ASX: A1M). AIC can earn a 50% interest by spending $6 million over 4 years. Thereafter AIC can earn a further 15% by spending $4 million over 1 year if Rumble elects not to contribute.

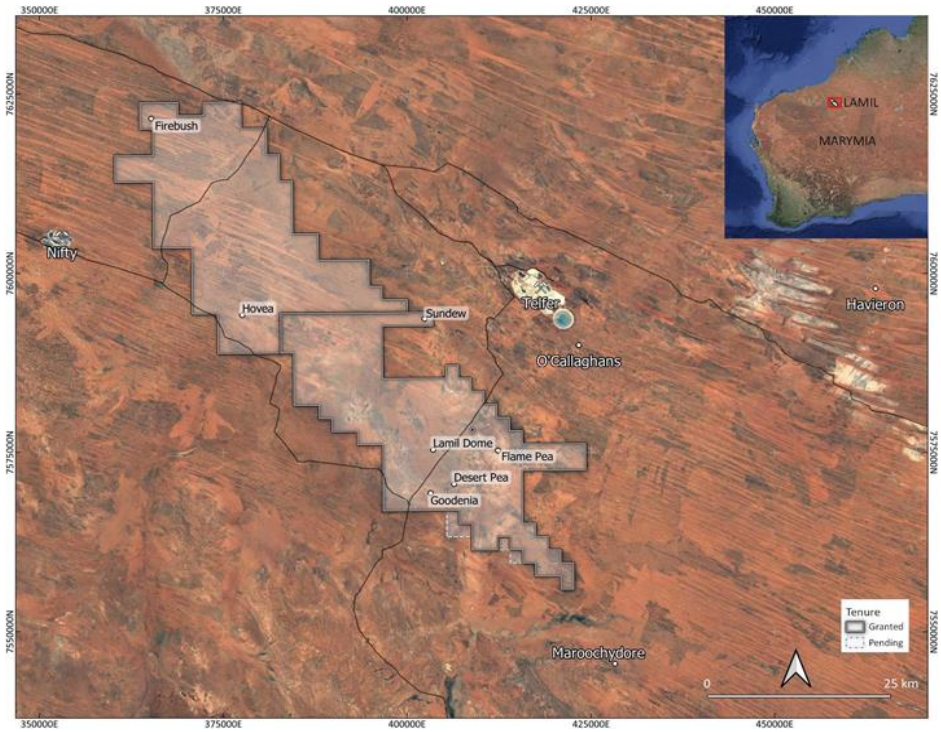

Image 8: Lamil Project location and Targets

JV Partner AIC Mines Commenced Diamond Drilling

Diamond drilling commenced at the Lamil Project late in the quarter. A total of 3,000m of diamond drilling is planned to test three high-priority targets – Lamil Dome, Goodenia and Firebush – see ASX announcement 23rd June 2022.

- Drilling at the Lamil Dome Prospect will focus on the eastern flank of the dome, where copper sulphide mineralisation associated with a 4-kilometre-long mafic intrusion was intersected during the 2020 and 2021 campaigns. The planned drilling is aimed to test the mafic intrusive contact down dip of these shallower level intercepts. The drilling will be supplemented with down-hole electromagnetic surveys ("DHEM") to detect any 'off-hole' massive sulphide mineralisation.

- At the Goodenia Prospect a 750m deep diamond hole is planned to test this conceptual base metal (ZnPb-Cu) target. Wide-spaced RC drilling in 2020 and 2021 intersected intervals of elevated zinc and lead in carbonaceous siltstones overlying a coincident gravity and magnetic anomaly (see AIC Mines ASX announcement "Drilling Results from Lamil Project" released on 9 February 2022). The RC results may represent a distal halo to a large sulphide system represented by the geophysical anomalies. A single hole is planned to test a gravity anomaly.

- The Firebush Target is located at the northern end of the project and is considered prospective for sediment-hosted Zn-Pb deposits (e.g. Warrabarty style) and Telfer gold-copper mineralisation in interpreted Isdell Formation sediments. The target lies along strike of the Rio Tinto-Carawine Resources Red Dog JV project and is defined by a discrete gravity anomaly. One hole targeted at the centre of the gravity anomaly is planned.

For personal use only

1.4 Braeside Project

Rumble's Braeside Project consists of the 100% owned E45/2032, E45/4368, E45/4874, E45/4873, and is located 129km east of Marble Bar in the East Pilbara Region of Western Australia (see Image 9).

RC Drilling Completed

Rumble completed 2,500m RC drilling during the quarter covering:

Camel Hump Prospect

- Targeting Cu mineralisation – Assays pending

Barkers Well Prospect

- Targeting Pb-Zn-Ag mineralisation – Assays pending

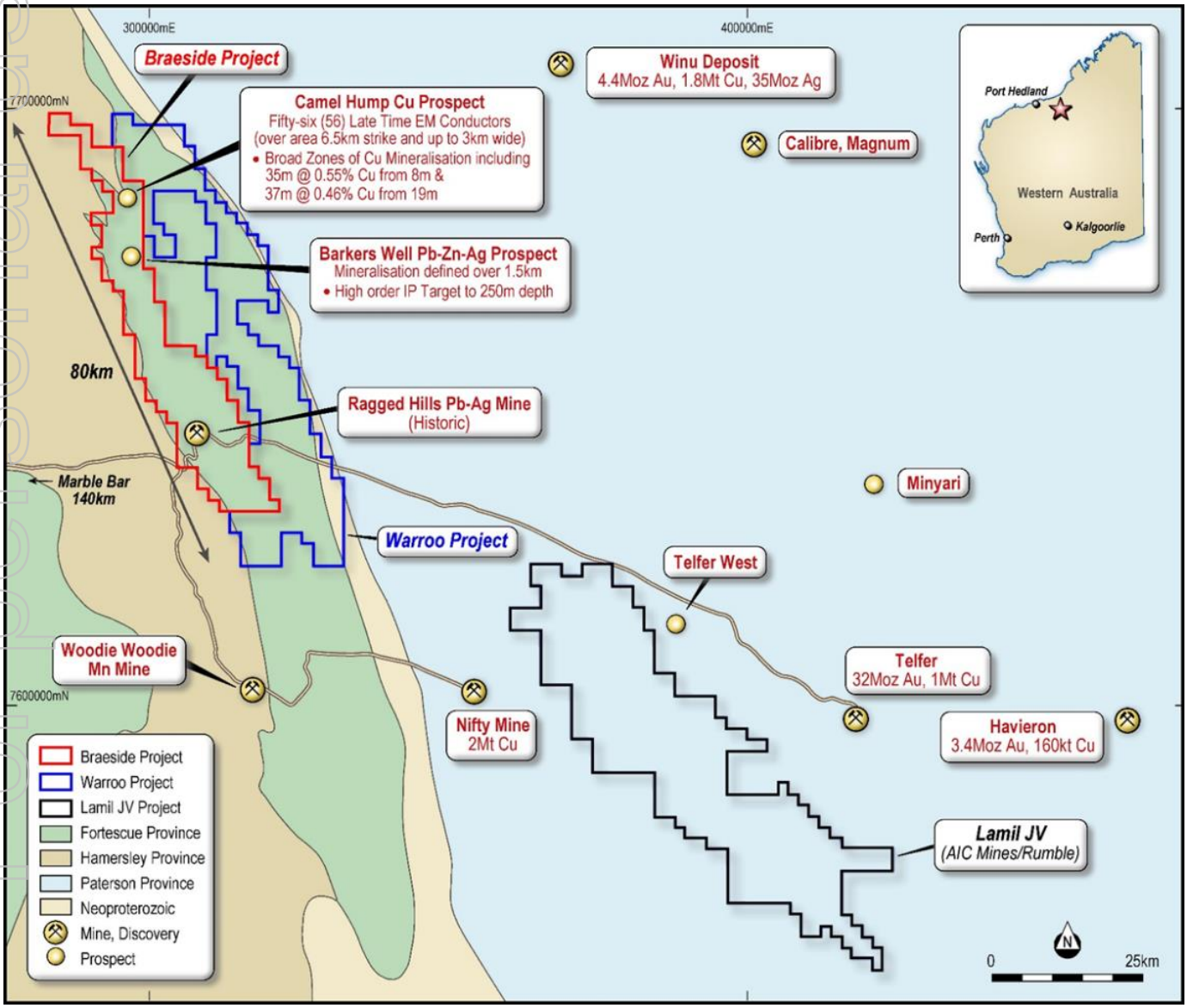

Image 9 – Location of Braeside, Warroo and Lamil JV Projects and Prospects

For personal use only

1.5 Munarra Gully Au-Cu-Ag-Zn Project, Cue District, Murchison, WA

The Munarra Gully Project is located some 50km NNE of the town of Cue within the Murchison Goldfields of Western Australia. Rumble owns 80% of E51/1677 and 100% of ELA51/1919 and ELA51/1927 (see Image 10).

Diamond and Aircore Drilling

Rumble completed 2,457m program of Aircore and diamond drilling covering:

- EM plates at Calytrix – **Assays pending**
- Test strike extension of the Calytrix zone – **Assays pending**

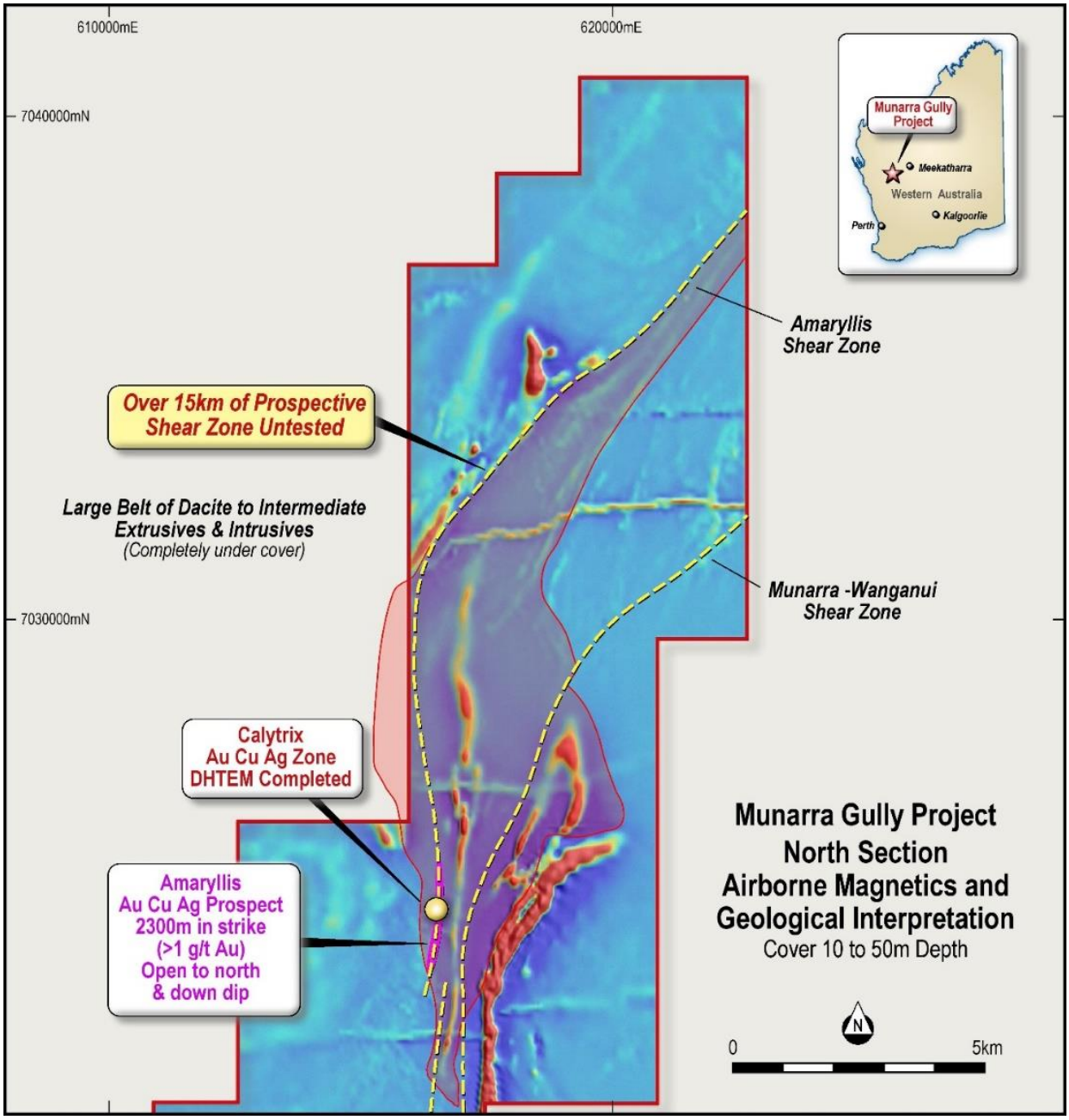

Image 10 – Munarra Gully Project – Calytrix Location and Results over Airborne Magnetics

For personal use only

2. Corporate

2.1 Board Appointment

During the quarter Rumble announced the appointment of highly experienced mining executive, Mr Geoff Jones, as a Non-Executive Director of the Company. Mr Jones is an internationally recognised project developer in the mining industry, with a global career spanning more than 30 years. He has been involved in the evaluation and/or development of major projects across a diverse range of commodities internationally. The appointment reflects Rumble's continued focus on strengthening the depth and capability of its Board as it advances the emerging world class Earaheedy Zinc-Lead Project in Western Australia.

Mr Geoff Jones – Non-Executive Director
BE (Civil Eng), FIEAust, CPEng

Geoff is a Civil Engineer with over 30 years' experience in engineering design and construction for minerals processing and mine project development in Australia and overseas. He previously worked for Baulderstone Hornibrook, John Holland, Minproc Engineers and Signet Engineering before serving as Group Project Engineer for Resolute Mining Limited where he was responsible for the development of its mining projects in Australia, Ghana and Tanzania.

Geoff joined GR Engineering Services Limited (ASX: GNG) as COO in 2011 and was appointed Managing Director in 2013, a position he holds today. GR Engineering is a world leading process engineering consulting and contracting company that specialises in providing high quality engineering design and construction services to the mining and mineral processing industries.

Mr Jones currently also serves as Non-Executive Director of Ausgold Limited (ASX: AUC).

2.2 Cash and Investments

As at 30 June 2022, Rumble held $17.9 million in cash.

2.3 Appendix 5b – Quarterly Cashflow

Cash outflows for the June 2022 Quarter totalled $5.4 million across exploration activity (85%), staff costs (12%), administration and corporate costs (3%).

Cash inflows for the June 2022 Quarter totalled $73k consisting of fuel tax rebates (68%), DMIRS refunds (27%), interest received (4%) and dividends received (1%).

2.4 Appendix 5b – Payments to related parties and their associates

Payments to related parties and their associates totalled $273k for the June 2022 quarter, consisting of Technical Management, Executive and Non-Executive Director fees and salaries, geological consulting, and superannuation payments.

2.5 Tenement Holdings – Tenement Holdings

In accordance with ASX Listing Rule 5.3, please refer to Appendix 1 for a listing of all tenement holdings.

Authorised for release on behalf of the company by Shane Sikora, Managing Director of the Company.

For further information, please visit www.rumbleresources.com.au **to view our latest corporate presentation.**

Follow our communications:

Linkedin: https://www.linkedin.com/company/rumble-resources-ltd

For personal use only

Twitter: https://twitter.com/RumbleResources

About Rumble Resources Ltd

Rumble is currently firmly focussed on rapidly advancing the major Zinc-Lead-Silver 'Tier 1' discovery at the Earaheedy Project in Western Australia. Rumble Resources Limited is an Australian based ASX Listed exploration company with a clear strategy to generate and drill test a pipeline of projects providing the capability to make world-class discoveries on multiple projects. The company critically reviews each project against stringent criteria and has assembled a portfolio of seven highly prospective base and precious metal projects located in Tier 1 regions in Western Australia. Rumble's board and management team has a successful track record in making discoveries and project development.

Competent Persons Statement

The information in this report that relates to Exploration Results and Exploration Targets is based on information compiled by Mr Brett Keillor, who is a Member of the Australasian Institute of Mining & Metallurgy and the Australian Institute of Geoscientists. Mr Keillor is an employee of Rumble Resources Limited. Mr Keillor has sufficient experience relevant to the style of mineralisation and type of deposit under consideration and to the activity which he is undertaking to qualify as a Competent Person as defined in the 2012 Edition of the "Australasian Code for Reporting of Exploration Results, Mineral Resources and Ore Reserves". Mr Keillor consents to the inclusion in the report of the matters based on his information in the form and context in which it appears.

Additionally, the information in this report that relates to Exploration Results is extracted from the Company's following ASX announcements:

- 18 July 2022 - Heritage Clearance Confirmed - Sweetwater Drilling Commenced
- 5 July 2022 - Appointment of Geoff Jones as a Non-Executive Director
- 23 June 2022 - A1M: Drilling Commences at the Lamil Gold-Copper Project
- 26 May 2022 - Multiple New High grade Zn-Pb Zones defined at Earaheedy
- 20 April 2022 - Wardawarra Drilling Commenced on Battery Metals Targets
- 8 April 2022 - Board and Management Update
- 9 March 2022 - Major Exp of Zn-Pb Mineralised Footprint at Earaheedy
- 21 February 2022 - Further High grade Zn-Pb Results and Strong Grade Continuity
- 9 February 2022 - A1M:Drilling Results from Lamil Project,Paterson Province WA
- 7 February 2022 - Drilling Commences on the High grade Kalitan Feeder Zone
- 31 January 2022 - Shallow High grade Zn-Pb Sulphides Intersected at Earaheedy
- 20 January 2022 - Two Key Tenements Granted at Earaheedy Zn-Pb-Ag-Cu Project
- 21 December 2021 - RTR: Major Zinc-Lead-Silver-Copper Feeder Fault Zone Inters
- 13 December 2021 - New Zinc-Lead-Silver Discovery at Earaheedy Project
- 18 November 2021 - Munarra Gully Project - Exploration Update
- 11 November 2021 - A1M - Investor Presentation
- 10 November 2021 -Wardawarra Project - Significant Ni Cu Co Au Ta Ni Sn and Li
- 20 October 2021 - A1M: September Quarterly
- 18 October 2021 - Earaheedy Zn-Pb-Mn-Ag Project Growth Continues at Chinook
- 2 August 2021 - Western Queen Resource Upgrade to 163,000oz Au
- 12 July 2021 - Rumble Consolidates 100% Ownership of the Braeside Project
- 8 July 2021 - Significant Increase of Earaheedy Mineralisation Footprint
- 2 June 2021 - Large Scale SEDEX Style System Emerging at Earaheedy Project
- 19 April 2021 - Major Zinc-Lead Discovery at Earaheedy Project
- 8 April 2021 - Drilling Update at Earaheedy Zinc-Lead-Silver Project
- 25 March 2021 - Drilling Commenced at Earaheedy Zinc-Lead-Silver Project
- 26 February 2021 - A1M: Final Results from Maiden Drilling Program at Lamil Proj
- 23 February 2021 - Drilling Expands Large-Scale Gold-Copper-Silver System
- 17 February 2021 - Multiple High grade Lead-Zinc-Silver Breccia Zones Discovery
- 15 February 2021 - Significant Widths of Copper at Camel Hump Prospect
- 3 February 2021 - High grade Gold Shoots at Western Queen South Deposit
- 28 January 2021 - A1M: Initial Results Maiden Drilling Program at Lamil Proj
- 18 December 2020 - A1M: Phase 1 Drilling Completed at Lamil Project
- 17 December 2020 - Drilling Update - Gold and Copper Projects
- 15 December 2020 - Significant Copper and Lead Discovered at Braeside Project
- 4 November 2020 - Discovery High grade Gold Shoots and Shear Zone Extension
- 6 October 2020 - 16m at 6.69 g/t Gold Intersected at Fraser Range
- 4 May 2020 - Higher Grade Zn-Pb in Drilling confirms Discoveries
- 23 April 2020 - Drilling Confirms Large Scale Gold-Copper-Silver System
- 17 February 2020 - High Grade Gold Discovery at the Western Queen Project
- 11 February 2020 - Large Scale Copper-Gold System Defined at Munarra Gully
- 30 January 2020 - High Priority Targets Identified - Warroo Project
- 23 January 2020 - Large Scale Zn-Pb-Ag Discoveries at Earaheedy

The Company confirms that it is not aware of any new information or data that materially affects the Exploration Results information included in the Announcements. The Company confirms that the form and context in which the Competent Person's findings are presented have not been materially modified from the Announcements.

For personal use only

Appendix 1

In accordance with Listing Rule 5.3.3. Rumble provides the following information in relation to its mining tenements.

1. **The mining tenements held at the end of the quarter and their location.**

Project	Tenement Number	Status	Location	Beneficial Percentage Interest
Thunderstorm	E28/2528	Granted	Western Australia	30% Note 2
Thunderstorm	E28/2529	Granted	Western Australia	30% Note 2
Thunderstorm	E28/2595	Granted	Western Australia	30% Note 2
Thunderdome	E28/2366	Granted	Western Australia	30% Note 2
Thunderbolt	E28/2924	Granted	Western Australia	100%
Thunderbolt	E28/3062	Granted	Western Australia	100%
Thunderbolt	E28/3065	Granted	Western Australia	100%
Thunderclap	E28/2971	Granted	Western Australia	100%
Thunderclap	E28/2972	Granted	Western Australia	100%
Thunderclap	E28/2973	Granted	Western Australia	100%
Thunderclap	E28/3125	Application	Western Australia	100%
Thunderclap	E28/2968	Application	Western Australia	100%
Thunderclap	E28/3219	Application	Western Australia	100%
Thunderclap	E28/3220	Application	Western Australia	100%
Thunderclap	E28/3221	Application	Western Australia	100%
Thunderclap	E39/2345	Application	Western Australia	100%
Squall	E28/3155	Granted	Western Australia	100%
Braeside	E45/4873	Granted	Western Australia	100%
Braeside	E45/4874	Granted	Western Australia	100%
Braeside	E45/4368	Granted	Western Australia	100%
Braeside	E45/2032	Granted	Western Australia	100%
Warroo	E45/5366	Granted	Western Australia	100%
Warroo	E45/5689	Granted	Western Australia	100%
Warroo	E45/5860	Application	Western Australia	100%
Earaheedy	E69/3464	Granted	Western Australia	75% Note 1
Earaheedy	E69/3787	Granted	Western Australia	100%
Earaheedy	E69/3862	Granted	Western Australia	100%
Earaheedy	M69/0150	Application	Western Australia	75% Note 1
Earaheedy	L69/0058	Application	Western Australia	75% Note 1
Munarra Gully	E51/1677	Granted	Western Australia	80% Note 3

For personal use only

Munarra Gully	E51/1919	Granted	Western Australia	100%
Munarra Gully	E51/1927	Granted	Western Australia	100%
Lamil	E45/5270	Granted	Western Australia	100% Note 4
Lamil	E45/5271	Granted	Western Australia	100% Note 4
Western Queen	M59/0045	Granted	Western Australia	100%
Western Queen	M59/0208	Granted	Western Australia	100%
Western Queen	L59/40	Granted	Western Australia	100%
Western Queen	E20/0967	Granted	Western Australia	100%
Western Queen	E59/2443	Application	Western Australia	100%

2. **Mining tenements acquired during the quarter and their location:**

Project	Tenement Number	Status	Location	Beneficial Percentage Interest
Thunderclap	E28/3219	Application	Western Australia	100%
Thunderclap	E28/3220	Application	Western Australia	100%
Thunderclap	E28/3221	Application	Western Australia	100%
Thunderclap	E39/2345	Application	Western Australia	100%

3. **Mining tenements disposed of during the quarter and their location:**

Project	Tenement Number	Status	Location	Comment

1. **Earaheedy Project, Western Australia**
   E69/3464 75% RTR / 25% Zenith Minerals
   M69/0150 RTR / 25% Zenith Minerals
   L69/0058 75% RTR / 25% Zenith Minerals

2. **Fraser Range Projects, Western Australia**
   E28/2528, E28/2529, E28/2595, E28/2366 - IGO 70% / RTR 30%

3. **Munarra Gully, Western Australia**
   E51/1677 80% / 20% Marjorie Anne Molloy

4. **Lamil Project, Western Australia**
   AIC Mines can earn 65% by spending $10 million in 5 years. Refer ASX announcement 22 July 2019.

For personal use only

Appendix 5B

Mining exploration entity or oil and gas exploration entity quarterly cash flow report

For personal use only

Name of entity

Rumble Resources Limited

ABN	Quarter ended ("current quarter")
74 148 214 260	30 June 2022

Consolidated statement of cash flows		Current quarter $A'000	Year to date (12 months) $A'000
1.	**Cash flows from operating activities**		
1.1	Receipts from customers	-	-
1.2	Payments for		
	(a) exploration & evaluation	-	-
	(b) development	-	-
	(c) production	-	-
	(d) staff costs	(675)	(1,878)
	(e) administration and corporate costs	(122)	(903)
1.3	Dividends received (see note 3)	-	-
1.4	Interest received	3	32
1.5	Interest and other costs of finance paid	(2)	(5)
1.6	Income taxes paid	-	-
1.7	Government grants and tax incentives	69	944
1.8	Other (provide details if material)	(2)	(113)
1.9	**Net cash from / (used in) operating activities**	**(729)**	**(1,923)**

2.	**Cash flows from investing activities**		
2.1	Payments to acquire or for:		
	(a) entities	-	-
	(b) tenements	(13)	(13)
	(c) property, plant and equipment	(1)	(337)
	(d) exploration & evaluation	(4,621)	(20,018)
	(e) investments	-	-
	(f) other non-current assets	-	-

For personal use only

Consolidated statement of cash flows		Current quarter $A'000	Year to date (12 months) $A'000
2.2	Proceeds from the disposal of:		
	(a) entities	-	-
	(b) tenements	-	-
	(c) property, plant and equipment	-	-
	(d) investments	-	340
	(e) other non-current assets	-	-
2.3	Cash flows from loans to other entities	-	(1)
2.4	Dividends received (see note 3)	1	1
2.5	Other (provide details if material)	-	-
2.6	**Net cash from / (used in) investing activities**	**(4,634)**	**(20,028)**

3.	**Cash flows from financing activities**		
3.1	Proceeds from issues of equity securities (excluding convertible debt securities)	-	-
3.2	Proceeds from issue of convertible debt securities	-	-
3.3	Proceeds from exercise of options	-	195
3.4	Transaction costs related to issues of equity securities or convertible debt securities	-	-
3.5	Proceeds from borrowings	-	-
3.6	Repayment of borrowings	-	-
3.7	Transaction costs related to loans and borrowings	-	-
3.8	Dividends paid	-	-
3.9	Other (provide details if material)	-	-
3.10	**Net cash from / (used in) financing activities**	**-**	**195**

4.	**Net increase / (decrease) in cash and cash equivalents for the period**		
4.1	Cash and cash equivalents at beginning of period	23,271	39,664
4.2	Net cash from / (used in) operating activities (item 1.9 above)	(729)	(1,923)
4.3	Net cash from / (used in) investing activities (item 2.6 above)	(4,634)	(20,028)
4.4	Net cash from / (used in) financing activities (item 3.10 above)	-	195

For personal use only

Consolidated statement of cash flows		Current quarter $A'000	Year to date (12 months) $A'000
4.5	Effect of movement in exchange rates on cash held	-	-
4.6	**Cash and cash equivalents at end of period**	**17,908**	**17,908**

5.	**Reconciliation of cash and cash equivalents** at the end of the quarter (as shown in the consolidated statement of cash flows) to the related items in the accounts	**Current quarter $A'000**	**Previous quarter $A'000**
5.1	Bank balances	17,860	9,197
5.2	Call deposits	48	14,074
5.3	Bank overdrafts	-	-
5.4	Other (provide details)	-	-
5.5	**Cash and cash equivalents at end of quarter (should equal item 4.6 above)**	**17,908**	**23,271**

6.	**Payments to related parties of the entity and their associates**	**Current quarter $A'000**
6.1	Aggregate amount of payments to related parties and their associates included in item 1	183
6.2	Aggregate amount of payments to related parties and their associates included in item 2	89

Note: if any amounts are shown in items 6.1 or 6.2, your quarterly activity report must include a description of, and an explanation for, such payments.

For personal use only

7.	**Financing facilities** *Note: the term "facility' includes all forms of financing arrangements available to the entity.* *Add notes as necessary for an understanding of the sources of finance available to the entity.*	**Total facility amount at quarter end $A'000**	**Amount drawn at quarter end $A'000**
7.1	Loan facilities	-	-
7.2	Credit standby arrangements	-	-
7.3	Other (please specify)	-	-
7.4	**Total financing facilities**	-	-
7.5	**Unused financing facilities available at quarter end**		-
7.6	Include in the box below a description of each facility above, including the lender, interest rate, maturity date and whether it is secured or unsecured. If any additional financing facilities have been entered into or are proposed to be entered into after quarter end, include a note providing details of those facilities as well.		
	N/A		

8.	**Estimated cash available for future operating activities**	**$A'000**
8.1	Net cash from / (used in) operating activities (item 1.9)	(729)
8.2	(Payments for exploration & evaluation classified as investing activities) (item 2.1(d))	(4,621)
8.3	Total relevant outgoings (item 8.1 + item 8.2)	(5,350)
8.4	Cash and cash equivalents at quarter end (item 4.6)	17,908
8.5	Unused finance facilities available at quarter end (item 7.5)	-
8.6	Total available funding (item 8.4 + item 8.5)	17,908
8.7	**Estimated quarters of funding available (item 8.6 divided by item 8.3)**	3.35

Note: if the entity has reported positive relevant outgoings (ie a net cash inflow) in item 8.3, answer item 8.7 as "N/A". Otherwise, a figure for the estimated quarters of funding available must be included in item 8.7.

8.8 If item 8.7 is less than 2 quarters, please provide answers to the following questions:

8.8.1 Does the entity expect that it will continue to have the current level of net operating cash flows for the time being and, if not, why not?

Answer: n/a

8.8.2 Has the entity taken any steps, or does it propose to take any steps, to raise further cash to fund its operations and, if so, what are those steps and how likely does it believe that they will be successful?

Answer: n/a

8.8.3	Does the entity expect to be able to continue its operations and to meet its business objectives and, if so, on what basis?
Answer: n/a	

Note: where item 8.7 is less than 2 quarters, all of questions 8.8.1, 8.8.2 and 8.8.3 above must be answered.

Compliance statement

1 This statement has been prepared in accordance with accounting standards and policies which comply with Listing Rule 19.11A.

2 This statement gives a true and fair view of the matters disclosed.

Date: .....28 July 2022.....

Board of Directors

Authorised by: .....
(Name of body or officer authorising release – see note 4)

Notes

1. This quarterly cash flow report and the accompanying activity report provide a basis for informing the market about the entity's activities for the past quarter, how they have been financed and the effect this has had on its cash position. An entity that wishes to disclose additional information over and above the minimum required under the Listing Rules is encouraged to do so.

2. If this quarterly cash flow report has been prepared in accordance with Australian Accounting Standards, the definitions in, and provisions of, *AASB 6: Exploration for and Evaluation of Mineral Resources* and *AASB 107: Statement of Cash Flows* apply to this report. If this quarterly cash flow report has been prepared in accordance with other accounting standards agreed by ASX pursuant to Listing Rule 19.11A, the corresponding equivalent standards apply to this report.

3. Dividends received may be classified either as cash flows from operating activities or cash flows from investing activities, depending on the accounting policy of the entity.

4. If this report has been authorised for release to the market by your board of directors, you can insert here: "By the board". If it has been authorised for release to the market by a committee of your board of directors, you can insert here: "By the [*name of board committee – eg Audit and Risk Committee*]". If it has been authorised for release to the market by a disclosure committee, you can insert here: "By the Disclosure Committee".

5. If this report has been authorised for release to the market by your board of directors and you wish to hold yourself out as complying with recommendation 4.2 of the ASX Corporate Governance Council's *Corporate Governance Principles and Recommendations*, the board should have received a declaration from its CEO and CFO that, in their opinion, the financial records of the entity have been properly maintained, that this report complies with the appropriate accounting standards and gives a true and fair view of the cash flows of the entity, and that their opinion has been formed on the basis of a sound system of risk management and internal control which is operating effectively.

For personal use only