For personal use only

27 JULY 2022

QUARTERLY ACTIVITIES REPORT FOR PERIOD ENDING 30 JUNE 2022

Highlights

West Arunta Project

- **Completion of geological field mapping, rock chip sampling and surface sampling at the Pachpadra prospect**
- **Receipt and interpretation of on-ground geological mapping and surface sampling results**
- **Completion of heritage survey to evaluate drilling access tracks and pads**
- **Finalised plans for maiden drill program which subsequently commenced in July**

Other Projects

- **Heritage Protection & Exploration Agreement signed permitting the grant of the Hidden Valley Project tenement**
- **Planning of initial exploration programs at the Hidden Valley Project**
- **Madura Project consultations ongoing with the aim of entering into heritage agreements to permit exploration**

Corporate

- **Appointment of Tom Lyons as Non-Executive Director and the resignation of Paull Parker from the Board on 1 July 2022**
- **Cash balance of $3.7 million as at 30 June 2022**

WA1 Resources Ltd (**ASX: WA1**) (**WA1** or **the Company**) is pleased to provide a report on its activities for the quarter ended 30 June 2022.

West Arunta Project (100% owned)

The West Arunta Project is located approximately 490km south of Halls Creek in Western Australia. It comprises the **Pachpadra, Sambhar and Urmia prospect areas** which are

For personal use only

significant geophysical anomalies interpreted to have the potential to host iron-oxide copper-gold (**IOCG**) mineralisation and are contained within a granted Exploration Licence.

On-Ground Exploration Activities

In April, geological field mapping, rock chip sampling and surface sampling was undertaken within the Pachpadra prospect area. The objective of the program was to enhance and refine exploration targeting prior to initial drill testing.

Results of the program highlighted anomalism proximate to the P1 target, which is the peak of the Pachpadra geophysical anomaly (refer to ASX Announcement dated 16 June 2022). The enrichment in rare earth elements including cerium, yttrium and lanthanum is significant as such elements are often associated with iron-oxide-copper-gold (**IOCG**) mineralisation and their presence further validates the exploration potential of the P1 target area.

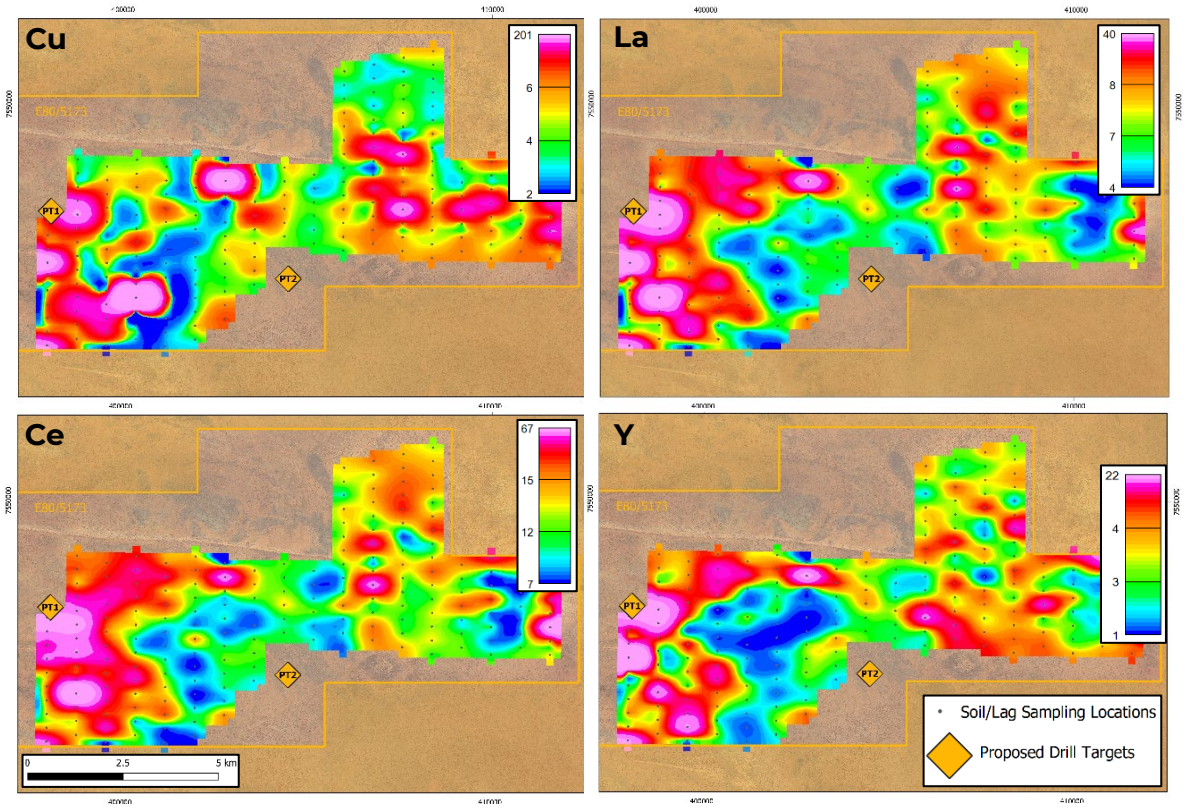

Figure 1: Soil/Lag Geochemical Results

Furthermore, field mapping was completed to identify and map surface expressions at the Pachpadra prospect area. Earlier mapping was completed by the Geological Survey of Western Australia (**GSWA**) on a 1:250k regional scale, and more recently in a series of GSWA 1:500k compilation maps.

Key findings were that the quartzites are generally both strongly recrystallised and tectonised with some parts showing remnant bedding and granular uniform sandstone

texture. A presumably ex-pelitic and chemical sedimentary unit, now ironstone, is wrapped along the north-west edge of the quartzites.

Importantly, hydrothermal activity with ferruginous fracture fills in quartzite and a mildly radioactive ferruginous plug (with subordinate quartz) were evidenced in the quartzite sequence.

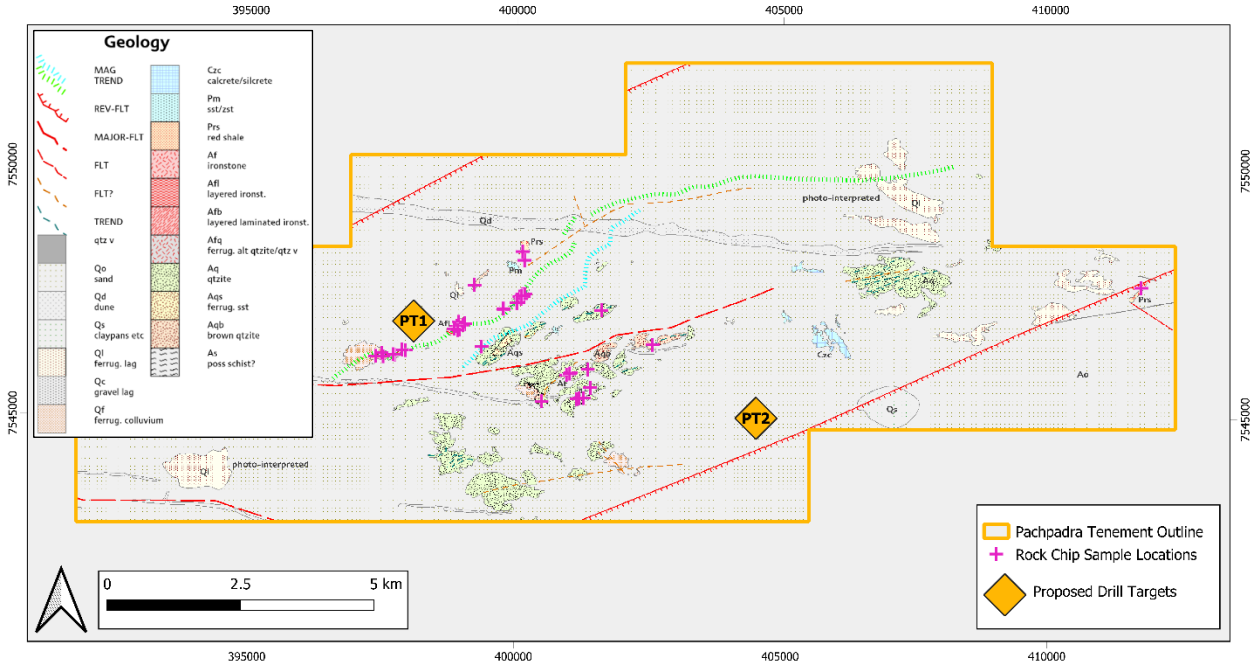

Figure 2: Field Mapping and Rock Chip Sample Location Points

An on-country heritage survey was completed in May to evaluate drilling access tracks and pads. All of the Company's proposed activities were cleared for the maiden drill program.

West Arunta Project Overview

Prior to WA1 acquiring the West Arunta Project in 2021, the Company's tenements had limited historical exploration for gold and copper, largely in the form of reconnaissance airborne geophysics, limited ground geophysical surveys, and surface sampling.

Geophysics are often the primary initial exploration tool used to identify IOCG deposits as this style of mineralisation has differing gravity and magnetic characteristics due to variations in the extent and mineralogy of iron alteration. In addition, the strong structural controls, such as those interpreted within the West Arunta Project tenements, could provide the means for the extensive hydrothermal activity necessary for the formation of an IOCG system and the accumulation of elevated copper and gold, and potentially a suite of other commodities such as cobalt, uranium and rare earth elements.

The West Arunta region has experienced limited exploration with drilling on the West Arunta Project tenement limited to a single historic diamond hole drilled in 2010, which indicated potential for IOCG style mineralisation. Since 2010, the region has seen low levels

For personal use only

of exploration until recently when two key events provided renewed significant validation for the area's IOCG exploration potential.

Figure 3: West Arunta Project Location

In late 2020, Encounter Resources Limited (**ENR**) drilled a single diamond hole proximal to WA1's West Arunta Project which successfully intersected hydrothermally altered mafic intrusions with a distinctive IOCG geochemical signature and altered potassic granite (refer to ENR's ASX announcement on 11 February 2021 for further details).

In early 2021, Rio Tinto Exploration Pty Ltd applied for significant tenement landholdings in the West Arunta and entered into a staged A$58.5 million farm-in and joint venture agreement in five tenements to the south held by Tali Resources Pty Ltd. These tenements are contiguous with WA1's West Arunta Project (refer to Agrimin Limited's (**AMN**) ASX announcement on 12 March 2021 for further details). During the quarter, an RC drill program was undertaken at this exploration project with results awaited (refer to AMN's ASX Quarterly Report on 20 July 2022).

For personal use only

For personal use only

Other Projects

Hidden Valley Project (100% owned)

The Hidden Valley Project comprises one Exploration Licence application located 150km south of Kununurra, Western Australia. During the quarter a Native Title Heritage Protection and Mineral Exploration Agreement was entered into with the Kimberley Land Council Aboriginal Corporation, on behalf of the Malarngowem and Purnululu people to enable the grant of the Exploration Licence.

The tenement lies within the Osmond Ranges and on a major structural position straddling the Osmond Fault. The fault is a unique east-north-east trending structural domain immediately east of the Halls Creek Orogen and along strike from IGO Limited's (**IGO**) Osmond Valley Project.

Figure 4: Hidden Valley Project tenement plan

For personal use only

No work has been completed in the tenement area since 2007, at which time airborne GEOTEM data collected by BHP in 1996 was reanalysed. This work concluded that the key anomalies in the region, known as the Osmond Pipes (**Figure 5**), are "wide conductive targets within an extensive zone (possibly middle Proterozoic rocks)" and were recommended for "further evaluation by way of additional electromagnetic (**EM**) surveys" (refer to WAMEX Report A78887 by Osmond Range Resources Pty Ltd for full details). In addition, these anomalies, which sit at the intersection of the Osmond Fault and Argyle Corridor, were concluded to be of potential ultramafic source.

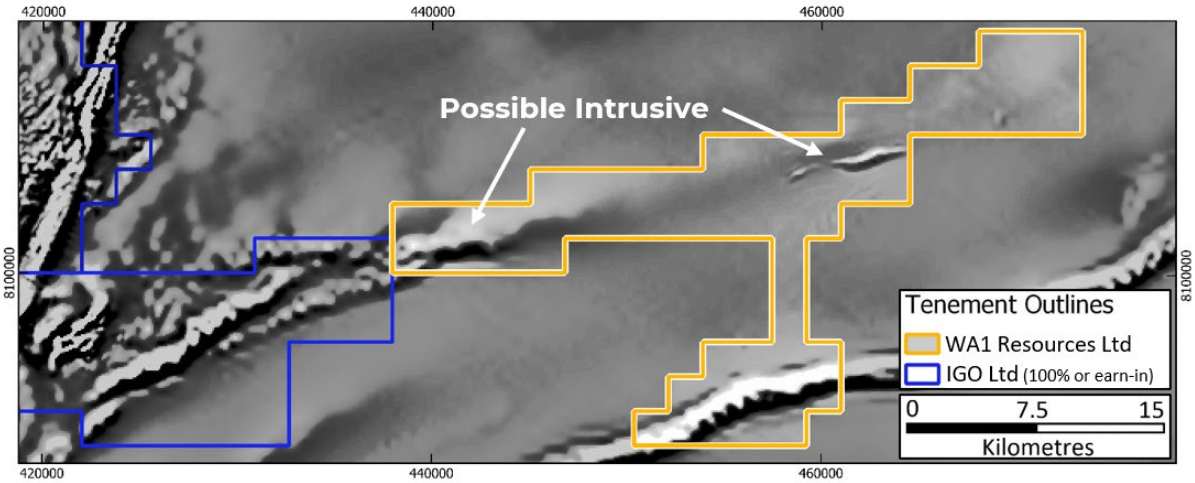

Figure 5: Hidden Valley Tenure over Regional TMIRTP

While several anomalous indicators of nickel, copper and gold mineralisation have been identified through earlier broad geochemical surveys in the region, no modern gravity or EM surveys have been completed and no drilling has been undertaken.

Accordingly, the adoption of EM geophysical techniques will assist with rapidly evaluating the Ni-Cu intrusion model, as well the sediment hosted massive sulphide Pb-Zn-Ag or Kimberlite pipe model for which potential also exists. Planning of initial exploration programs is underway.

Exploration activity in the Hidden Valley area is increasing with the field season now well progressed. Along with IGO at their Osmond Valley Project, several ASX-listed companies are active in the region, including Panoramic Resources Limited which is about to commence regional drilling at its Savannah nickel-copper-cobalt operation located 45km to the southwest.

Madura Project (100% owned)

The Madura Project tenements are located approximately 540km east of Kalgoorlie-Boulder, with non-contiguous tenements extending to near the Western Australian south coast. The exploration project consists of two granted Exploration Licences and five Exploration Licence applications in the Madura Province of south-eastern Western Australia.

For personal use only

The Company is currently in the process of negotiating and entering into heritage protection agreements to enable exploration activities to commence within the project area.

Prior to applying for the tenements in 2021, the tenements had historic exploration in the form of airborne geophysical surveys and a regional stratigraphic hole by the Geological Survey of Western Australia. Much of this work was concentrated around the northern most tenement, where indicators for Cu-Au source and host rocks is historically documented.

Figure 6: Madura Project tenements plan

There is potential for gold-copper mineralisation of an IOCG affinity, and this is the basis for the proposed exploration program within the exploration project area.

New Project Generation

While the Company is focused on advancing exploration at its existing projects, ongoing efforts continue to be made to identify and assess new opportunities to enhance the Company's exploration portfolio.

For personal use only

Corporate

On 17 June 2022 the Company announced that Paull Parker would be resigning from his position as a Non-Executive Director effective 1 July 2022 due to increasing work commitments. Tom Lyons was appointed as a Non-Executive Director effective 1 July 2022.

At quarter-end the Company held approximately $3.7 million in cash.

Summary of Expenditure Incurred on Activities & Use of Funds Comparison

As required by the ASX Listing Rules, WA1 provides a comparison of actual expenditure to 30 June 2022 against the estimated expenditure set out in the Company's Prospectus dated 29 November 2021.

Table 1: Use of Funds Comparison

Use of Funds (2yr estimate, refer to section 2 of the WA1 Prospectus)	**Prospectus Estimated Use of Funds** $m	**Actual to 30 June 2022** $m
Exploration and related expenses	2.8	0.4
Corporate and administration expenses	1.0	0.4
Reimbursement of West Arunta Project vendor	0.2	0.2
Costs of the Offer	0.4	0.4
General Working Capital	0.1	-
Total	**4.5**	**1.4**

The Company incurred $252,083 which for accounting purposes has been allocated to exploration and evaluation activities during the quarter related to field work and consultants.

Other than as referred to above, no expenditure was allocated to development activities during the quarter. The Company's focus remains on planning and executing exploration activities.

The Company currently believes it is still on track to meet its expenditure forecasts.

Payments to Related Parties of the Entity

A description of and explanation for payments to related parties and their associates per Section 6.1 of the Appendix 5B for the quarter ending 30 June 2022 is set out below.

For personal use only

Table 2: Payments to Related Parties of the Entity and their Associates

Item	Current Quarter $	Previous Quarter $
Managing Director Salary & Superannuation	55,000	32,083
Non-Executive Director Fees	38,500	22,458
Company Secretarial Fees	12,375	7,219
Accounting Services	18,000	18,000
Total payments to related parties of the entity and their associates	**123,875**	**79,760**

Tenement Interests

In accordance with the ASX Listing Rules, WA1 provides the following information in relation to its tenement holdings.

Table 3: Schedule of Tenement Interests as at 30 June 2022

Tenement	Project	Holder	Status	Location	Current Interest	Nature of Change
E80/5173	West Arunta	WA1	Granted	WA	100%	-
E80/5646	West Arunta	WA1	Granted	WA	100%	-
E80/5656	West Arunta	WA1	Granted	WA	100%	-
E80/5752	West Arunta	WA1	Application	WA	100%	-
E80/5753	West Arunta	WA1	Application	WA	100%	-
E69/3843	Madura	WA1	Granted	WA	100%	-
E69/3844	Madura	WA1	Granted	WA	100%	-
E69/3854	Madura	WA1	Application	WA	100%	-
E69/3855	Madura	WA1	Application	WA	100%	-
E69/3861	Madura	WA1	Application	WA	100%	-
E69/4028	Madura	WA1	Application	WA	100%	-
E69/4029	Madura	WA1	Application	WA	100%	-
E80/5651	Hidden Valley	WA1	Application	WA	100%	-

For personal use only

ENDS

For further information, please contact:

Investors
Paul Savich
Managing Director
T: +61 8 6478 7866
E: psavich@wa1.com.au

Media
Michael Vaughan / Andrew Edge
Fivemark Partners
T: +61 422 602 720 / +61 410 276 744
E: michael.vaughan@fivemark.com.au

Or visit our website at www.wa1.com.au

Authorised for market release by WA1's Board.

Competent Person Statements

The information in this announcement that relates to Exploration Results is based on information compiled by Ms. Stephanie Wray who is a Member of the Australian Institute of Geoscientists. Ms. Wray is a full time employee of WA1 Resources Ltd and has sufficient experience which is relevant to the style of mineralisation under consideration to qualify as a Competent Person as defined in the 2012 Edition of the "Australian Code for Reporting of Exploration Results, Mineral Resources and Ore Reserves". Ms. Wray consents to the inclusion in the announcement of the matters based on her information in the form and context in which it appears.

For personal use only

About WA1

WA1 Resources Ltd is based in Perth, Western Australia and was admitted to the official list of the Australian Securities Exchange (ASX) in February 2022. WA1's shares are traded under the code WA1.

WA1's objective is to discover a tier 1 mineral deposit in Western Australia's underexplored regions and create value for all stakeholders. We believe we can have a positive impact on the remote communities within the lands on which we operate. We will execute our exploration using a proven leadership team which has a successful track record of exploring in WA's remote regions.

Forward-Looking Statements

This ASX Release may contain certain "forward-looking statements" which may be based on forward-looking information that are subject to a number of known and unknown risks, uncertainties, and other factors that may cause actual results to differ materially from those presented here. Where the Company expresses or implies an expectation or belief as to future events or results, such expectation or belief is expressed in good faith and believed to have a reasonable basis. For a more detailed discussion of such risks and other factors, see the Company's Prospectus and Annual Reports, as well as the Company's other ASX Releases. Readers should not place undue reliance on forward-looking information. The Company does not undertake any obligation to release publicly any revisions to any forward-looking statement to reflect events or circumstances after the date of this ASX Release, or to reflect the occurrence of unanticipated events, except as may be required under applicable securities laws.

Appendix 5B

Mining exploration entity or oil and gas exploration entity quarterly cash flow report

For personal use only

Name of entity

WA1 Resources Ltd

ABN	Quarter ended ("current quarter")
51 646 878 631	30 June 2022

Consolidated statement of cash flows		Current quarter $A'000	Year to date (12 months) $A'000
1.	**Cash flows from operating activities**		
1.1	Receipts from customers	-	-
1.2	Payments for		
	(a) exploration & evaluation	-	-
	(b) development	-	-
	(c) production	-	-
	(d) staff costs	(107)	(174)
	(e) administration and corporate costs	(126)	(634)
1.3	Dividends received (see note 3)	-	-
1.4	Interest received	-	-
1.5	Interest and other costs of finance paid	-	-
1.6	Income taxes paid	-	-
1.7	Government grants and tax incentives	-	-
1.8	Other (GST receivable)	35	79
1.9	**Net cash from / (used in) operating activities**	**(198)**	**(729)**

2.	**Cash flows from investing activities**		
2.1	Payments to acquire or for:		
	(a) entities	-	-
	(b) tenements	-	(95)
	(c) property, plant and equipment	-	-
	(d) exploration & evaluation	(252)	(442)
	(e) investments	-	-
	(f) other non-current assets	-	-

For personal use only

Consolidated statement of cash flows		Current quarter $A'000	Year to date (12 months) $A'000
2.2	Proceeds from the disposal of:		
	(a) entities	-	-
	(b) tenements	-	5
	(c) property, plant and equipment	-	-
	(d) investments	-	-
	(e) other non-current assets	-	-
2.3	Cash flows from loans to other entities	-	-
2.4	Dividends received (see note 3)	-	-
2.5	Other (provide details if material)	-	-
2.6	**Net cash from / (used in) investing activities**	**(252)**	**(532)**

3.	**Cash flows from financing activities**		
3.1	Proceeds from issues of equity securities (excluding convertible debt securities)	-	5,076
3.2	Proceeds from issue of convertible debt securities	-	-
3.3	Proceeds from exercise of options	-	-
3.4	Transaction costs related to issues of equity securities or convertible debt securities	(4)	(343)
3.5	Proceeds from borrowings	-	-
3.6	Repayment of borrowings	-	-
3.7	Transaction costs related to loans and borrowings	-	-
3.8	Dividends paid	-	-
3.9	Other (provide details if material)	-	-
3.10	**Net cash from / (used in) financing activities**	**(4)**	**4,733**

4.	**Net increase / (decrease) in cash and cash equivalents for the period**		
4.1	Cash and cash equivalents at beginning of period	4,132	206
4.2	Net cash from / (used in) operating activities (item 1.9 above)	(198)	(729)
4.3	Net cash from / (used in) investing activities (item 2.6 above)	(252)	(532)
4.4	Net cash from / (used in) financing activities (item 3.10 above)	(4)	4,733

Consolidated statement of cash flows		Current quarter $A'000	Year to date (12 months) $A'000
4.5	Effect of movement in exchange rates on cash held	-	-
4.6	**Cash and cash equivalents at end of period**	**3,678**	**3,678**

5.	**Reconciliation of cash and cash equivalents** at the end of the quarter (as shown in the consolidated statement of cash flows) to the related items in the accounts	**Current quarter $A'000**	**Previous quarter $A'000**
5.1	Bank balances	3,678	4,132
5.2	Call deposits	-	-
5.3	Bank overdrafts	-	-
5.4	Other (provide details)	-	-
5.5	**Cash and cash equivalents at end of quarter (should equal item 4.6 above)**	**3,678**	**4,132**

6.	**Payments to related parties of the entity and their associates**	**Current quarter $A'000**
6.1	Aggregate amount of payments to related parties and their associates included in item 1	124
6.2	Aggregate amount of payments to related parties and their associates included in item 2	-

Note: if any amounts are shown in items 6.1 or 6.2, your quarterly activity report must include a description of, and an explanation for, such payments.

For personal use only

For personal use only

7.	**Financing facilities** *Note: the term "facility' includes all forms of financing arrangements available to the entity.* *Add notes as necessary for an understanding of the sources of finance available to the entity.*	**Total facility amount at quarter end $A'000**	**Amount drawn at quarter end $A'000**
7.1	Loan facilities	-	-
7.2	Credit standby arrangements	-	-
7.3	Other (please specify)	-	-
7.4	**Total financing facilities**	-	-
7.5	**Unused financing facilities available at quarter end**		-
7.6	Include in the box below a description of each facility above, including the lender, interest rate, maturity date and whether it is secured or unsecured. If any additional financing facilities have been entered into or are proposed to be entered into after quarter end, include a note providing details of those facilities as well.		

8.	**Estimated cash available for future operating activities**	**$A'000**
8.1	Net cash from / (used in) operating activities (item 1.9)	(198)
8.2	(Payments for exploration & evaluation classified as investing activities) (item 2.1(d))	(252)
8.3	Total relevant outgoings (item 8.1 + item 8.2)	(450)
8.4	Cash and cash equivalents at quarter end (item 4.6)	3,678
8.5	Unused finance facilities available at quarter end (item 7.5)	-
8.6	Total available funding (item 8.4 + item 8.5)	3,678
8.7	**Estimated quarters of funding available (item 8.6 divided by item 8.3)**	8.17

Note: if the entity has reported positive relevant outgoings (ie a net cash inflow) in item 8.3, answer item 8.7 as "N/A". Otherwise, a figure for the estimated quarters of funding available must be included in item 8.7.

8.8 If item 8.7 is less than 2 quarters, please provide answers to the following questions:

8.8.1 Does the entity expect that it will continue to have the current level of net operating cash flows for the time being and, if not, why not?

Answer: N/A

8.8.2 Has the entity taken any steps, or does it propose to take any steps, to raise further cash to fund its operations and, if so, what are those steps and how likely does it believe that they will be successful?

Answer: N/A

8.8.3 Does the entity expect to be able to continue its operations and to meet its business objectives and, if so, on what basis?

Answer: N/A

Note: where item 8.7 is less than 2 quarters, all of questions 8.8.1, 8.8.2 and 8.8.3 above must be answered.

Compliance statement

1 This statement has been prepared in accordance with accounting standards and policies which comply with Listing Rule 19.11A.

2 This statement gives a true and fair view of the matters disclosed.

Date: 27th July 2022

Authorised by: WA1's Managing Director, Paul Savich

Notes

1. This quarterly cash flow report and the accompanying activity report provide a basis for informing the market about the entity's activities for the past quarter, how they have been financed and the effect this has had on its cash position. An entity that wishes to disclose additional information over and above the minimum required under the Listing Rules is encouraged to do so.

2. If this quarterly cash flow report has been prepared in accordance with Australian Accounting Standards, the definitions in, and provisions of, *AASB 6: Exploration for and Evaluation of Mineral Resources* and *AASB 107: Statement of Cash Flows* apply to this report. If this quarterly cash flow report has been prepared in accordance with other accounting standards agreed by ASX pursuant to Listing Rule 19.11A, the corresponding equivalent standards apply to this report.

3. Dividends received may be classified either as cash flows from operating activities or cash flows from investing activities, depending on the accounting policy of the entity.

4. If this report has been authorised for release to the market by your board of directors, you can insert here: "By the board". If it has been authorised for release to the market by a committee of your board of directors, you can insert here: "By the [*name of board committee – eg Audit and Risk Committee*]". If it has been authorised for release to the market by a disclosure committee, you can insert here: "By the Disclosure Committee".

5. If this report has been authorised for release to the market by your board of directors and you wish to hold yourself out as complying with recommendation 4.2 of the ASX Corporate Governance Council's *Corporate Governance Principles and Recommendations*, the board should have received a declaration from its CEO and CFO that, in their opinion, the financial records of the entity have been properly maintained, that this report complies with the appropriate accounting standards and gives a true and fair view of the cash flows of the entity, and that their opinion has been formed on the basis of a sound system of risk management and internal control which is operating effectively.

For personal use only