

For personal use only



**IRON ORE LIMITED**

**(ACN 125 010 353)**

---

**Financial Report  
for the Year Ended 31 March 2022**

---

For personal use only

**This page was left blank intentionally**

## CHAIRMAN'S LETTER



Dear Shareholder,

It gives me great pleasure to be able to present an overview of your Company's activities for the year ended 31 March 2022.

The past year has seen a number of significant events occur at our exploration projects. Most notably the continued definition of additional resources at Mt Celia, and the Company executing a new Joint Venture Agreement with Hancock Magnetite Holdings Pty Ltd in relation to the Mt Bevan magnetite project.

The ongoing effects of COVID-19 and a buoyant resource sector continues to make for a challenging environment with ongoing pressure on securing drilling services and other contractors. However, despite this, the past year has been one of continued optimism regarding our projects.

Increased drilling saw an increased JORC resource, announced in July 2021 for the Mt Celia gold project, and ongoing desktop studies provided ongoing confidence in the Mt Celia project. A strong gold price continued throughout most of the past year, which provides for additional support for the project's economics.

In November 2021, the Company signed a Joint Venture Agreement with Hancock Magnetite Holdings Pty Ltd, a subsidiary of Hancock Prospecting Pty Ltd for Mt Bevan magnetite project. Under the Agreement, Hancock will have a stake in the above JV Company and will sole fund the project to the completion of a pre-feasibility study (PFS).

The Company looks forward to the ongoing developments from this new Joint Venture Agreement.

Finally, exploration at Koongie Park, Ruby Plains, Taylor Lookout and Sophie Downs projects, continues with a focus on nickel, base metals and tungsten.

With approximately \$6.4m in cash reserves, the focus remains on the rapid progress of the Mt Celia project towards determining economic viability of the project.

I sincerely thank all shareholders and staff for your ongoing support and look forward to 2022/23 as Legacy continues to develop its asset portfolio.

Yours faithfully,

A handwritten signature in black ink, appearing to read 'Sumit Deb', written in a cursive style.

Sumit Deb

For personal use only

## CONTENTS

## CHAIRMAN'S LETTER

CORPORATE DIRECTORY .....	1
OPERATIONS REPORT .....	2
DIRECTORS' REPORT .....	44
AUDITOR'S INDEPENDENCE DECLARATION .....	55
STATEMENT OF PROFIT OR LOSS AND OTHER COMPREHENSIVE INCOME .....	56
STATEMENT OF FINANCIAL POSITION .....	57
STATEMENT OF CHANGES IN EQUITY .....	58
STATEMENT OF CASH FLOWS .....	59
NOTES TO THE FINANCIAL STATEMENTS .....	60
DIRECTORS' DECLARATION .....	84
INDEPENDENT AUDITOR'S REPORT .....	85
ADDITIONAL SHAREHOLDER INFORMATION .....	88
SCHEDULE OF MINERAL TENEMENTS .....	90
CORPORATE GOVERNANCE STATEMENT .....	91

For personal use only

**CORPORATE DIRECTORY****DIRECTORS**

Mr Sumit Deb (Non-Executive Chairman)  
Mr Rakesh Gupta (Chief Executive Officer and Executive Director)  
Mr Devanathan Ramachandran (Non-Executive Director)  
Mr Amitava Mukherjee (Non-executive Director)  
Mr Somnath Nandi (Non-executive Director appointed 25 November 2021)

**CHIEF EXECUTIVE OFFICER**

Mr Rakesh Gupta

**COMPANY SECRETARY**

Mr Benjamin Donovan

**PRINCIPAL AND REGISTERED OFFICE**

Level 6,  
200 Adelaide Terrace  
PERTH WA 6004

PO Box 5768  
St Georges Terrace  
PERTH WA 6831

Ph: (08) 9421 2000  
Fax: (08) 9421 2001

Website: [www.legacyiron.com.au](http://www.legacyiron.com.au)  
Email: [info@legacyiron.com.au](mailto:info@legacyiron.com.au)

**AUDITORS**

HLB Mann Judd (WA Partnership)  
Level 4, 130 Stirling Street  
Perth WA 6000  
Ph: (08) 9227 7500

**SHARE REGISTRY**

Automic Group  
Level 5  
191 St Georges Terrace  
Perth WA 6000  
Ph: 1300 288 664

**STOCK EXCHANGE LISTING**

Australian Securities Exchange  
(Home Exchange: Perth, Western Australia)  
Code: LCY

## OPERATIONS REPORT

Legacy Iron Ore Limited (**Legacy Iron** or the **Company**) is an active exploration company with a diverse portfolio of assets spanning iron ore, gold, base metals and tungsten (Figure 1).

The Company is working towards achieving its objective of development of gold, iron ore, and base metal deposits in the Western Australia through systematic and intensive exploration activities. The Company has 10 promising projects encompassing 22 tenements in the known mineralised belts. The Company is advancing the projects into higher stages of exploration successfully.

The Company’s present focus is the development of its gold assets in the Eastern Goldfields, where a number of tenements have highly encouraging gold prospects/resources including highly promising Mt Celia Project.

The Company is also in a Joint Venture with Hawthorn Resources Limited (Hawthorn) on the Mt Bevan Project, north of Kalgoorlie in Western Australia, where the Company is progressing a potentially world class magnetite project and exploring for nickel-copper mineralisation at an early stage, whilst East Kimberly projects have excellent potential for hosting VHMS base metal, gold and REE and tungsten mineralisation.

The Company has signed a Joint Venture Agreement during April 2022, with Hancock Magnetite Holdings Pty Ltd, a subsidiary of Hancock Prospecting Pty Ltd in relation to the Mt Bevan magnetite project.

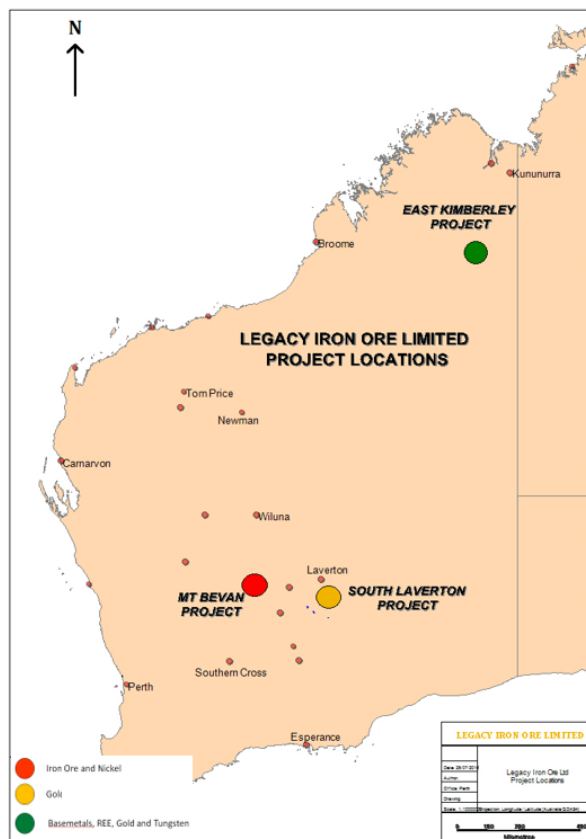


Fig 1. Legacy Iron - Project Locations

For personal use only

## OPERATIONS REPORT (continued)

### GOLD

#### South Laverton Gold Project

Legacy Iron’s major interest lies in the South Laverton region, where the Company holds multiple prospective tenements/projects (Figure 2). The South Laverton project areas lies along the Keith Kilkenny Tectonic Zone (“KKTZ”) and the southern part of the Laverton Tectonic Zone (“LTZ”). These structures host numerous major gold mines, with the LTZ hosting gold resources of some 20 million ounces.

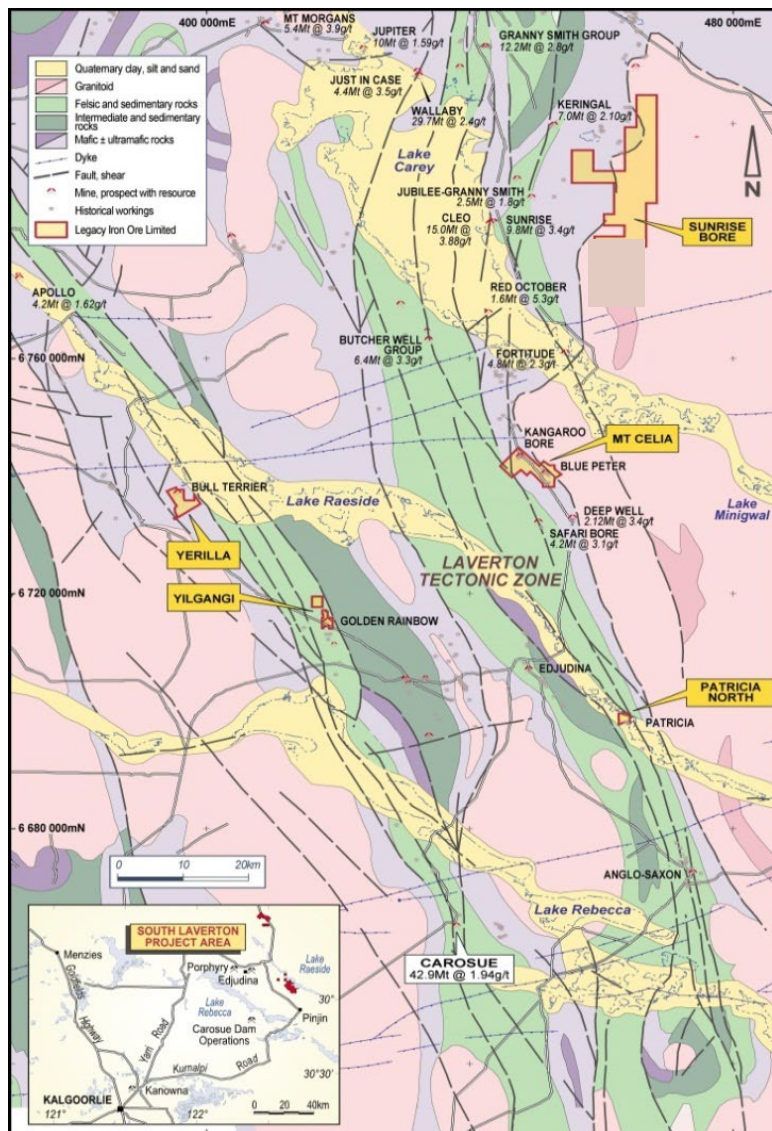


Fig 2. Legacy Iron’s South Laverton Gold Projects on Regional Geology

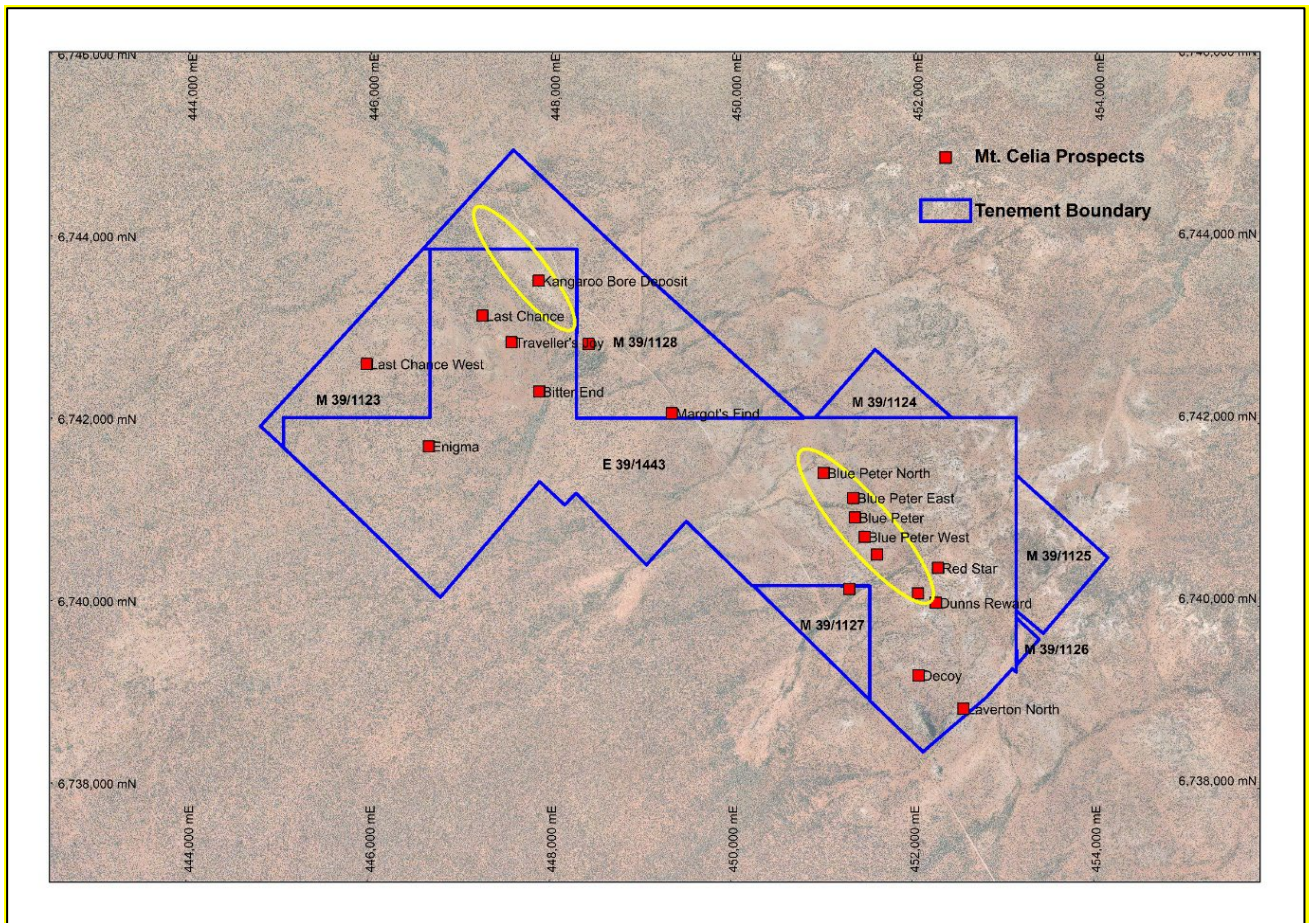
**OPERATIONS REPORT (continued)**

The South Laverton project includes Mt Celia, Yerilla, Yilgangi and Patricia North and Sunrise bore projects (Figure 2). This tenement package contains a number of gold occurrences some with known gold resource estimates performed prior to the change in JORC code reporting in 2012. The Company has upgraded the resource for Mt Celia (Kangaroo Bore and Blue Peter orebodies) in March 2018, February 2021, June 2021 and most recently in February 2022, with the remaining to occur.

During the year Legacy Iron’s exploration activities were focussed on the Mt Celia, Yilgangi, Sunrise Bore, Mt. Bevan and Koongie Park project.

**Mt. Celia Project**

The Mt Celia Project lies within the Laverton Tectonic Zone, some 40km south of the Sunrise Dam gold mine (approximately, 8Moz gold resource), as shown in Figure 2. The Project currently contains several known gold occurrences including Kangaroo Bore and Blue Peter prospects (Figure 3).



**Fig 3. MT Celia Project- Aerial Image showing prospect locations**

The Company has upgraded the mineral resource estimates for Mt Celia Kangaroo Bore and Blue Peter orebodies that were released to the market on 3 March 2022.

For personal use only

## OPERATIONS REPORT (continued)

The previous mineral resource estimates for Kangaroo Bore and Blue Peter were prepared by SRK in November 2017, January 2018 and February 2021, respectively. Since then, Legacy has conducted several drilling programs aimed at increasing the geological confidence of the resource quality.

The data acquired from these programs up to June 2021 have been used in conjunction with the existing data to update the mineral resource estimates. Mineral Resource Statements for Kangaroo Bore, Blue Peter and Margot Find released to the ASX on 3 March 2022 are presented in table 1 to table 4 below. The estimates for both deposits are based on a cut-off grade of 0.7 g/t Au.

The resource estimation results are summarized in tables 1, 2, 3 and 4:

Classification	Tonnes	Au (g/t)	Ounces
Indicated	3,663,000	1.43	168,300
Inferred	3,312,000	1.36	144,300
Total	6,975,000	1.39	312,600

Table 1 Mt Celia - Mineral Resource estimate as at Feb 2022

Classification	Tonnes	Au (g/t)	Ounces
Indicated	3,024,000	1.27	123,100
Inferred	2,631,000	1.28	108,700
Total	5,655,000	1.27	231,800

Table 2 Kangaroo Bore - Mineral Resource estimate as at Feb 2022

Classification	Tonnes	Au (g/t)	Ounces
Indicated	639,000	- 2.20	45,200
Inferred	328,000	1.83	19,300
Total	967,000	2.07	64,500

Table 3 Blue Peter - Mineral Resource estimate as of Feb 2022

Classification	Tonnes	Au (g/t)	Ounces
Indicated	0	0.00	0
Inferred	353,000	1.44	16,300
Total	353,000	1.44	16,300

Table 4 Margot Find - Mineral Resource estimate as of Feb 2022

*Note: values are based on a 0.7 g/t Au block cut-off.*

(Note: please refer to ASX announcement made on 3 March 2022 for the complete statement about the above Kangaroo bore, Blue Peter and Margot Find resource estimates.)

## OPERATIONS REPORT (continued)

### Exploration RC Drilling

During this period, an RC drilling programme has tested the strike extension of the Blue Peter and Kangaroo Bore mineralisation. A programme of RC drilling was completed for a total of 2640 m in 33 holes. The programme aimed to test the strike continuation of the known ore body. A total of 4 IP anomaly targets were also drill tested by single drill holes in June 21 RC programme.

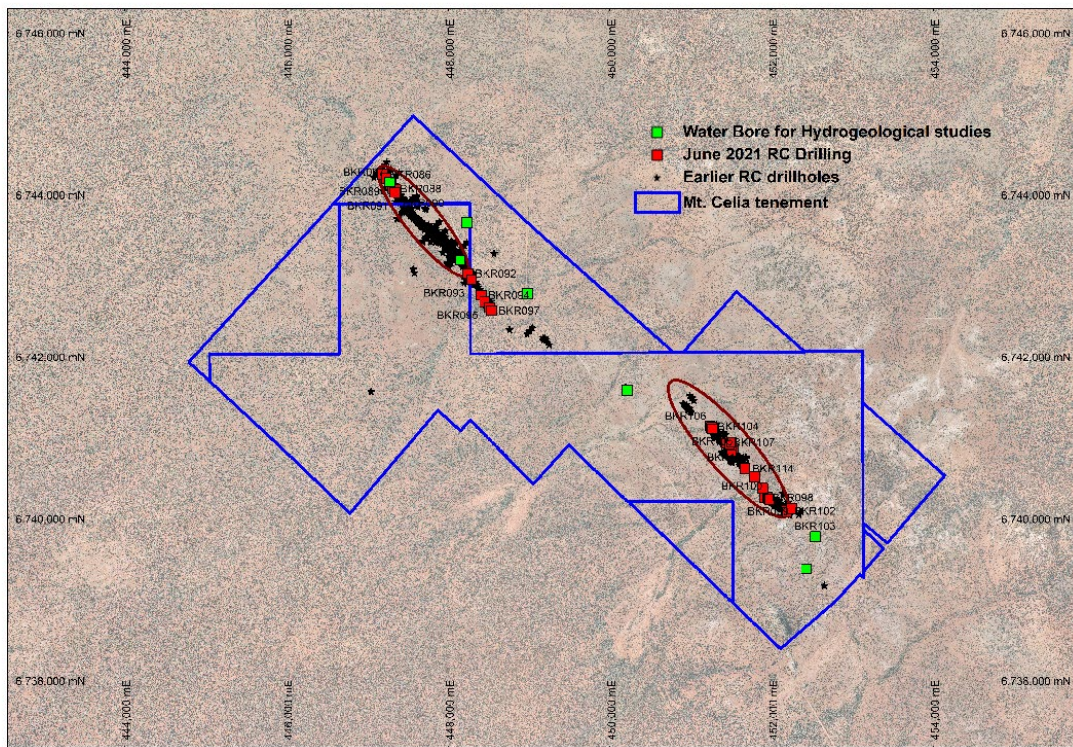


Fig 4: Drilling conducted at Mt. Celia during this year

The major highlights of the RC Drilling results are as follows:

- 20 out of 33 holes intercepted gold mineralization
- Significant intersections include:
  - 3 m at 7.30 g/t Au from 38 m in BKR114 including, 2 m at 10.65 g/t Au from 38 m.
  - 2 m at 3.09 g/t Au from 27 m in BKR114
  - 1 m at 2.28 g/t Au from 33 m in BKR114
  - 1 m at 2.83 g/t Au from 79 m in BKR105
  - 2 m at 2.15 g/t Au from 100m in BKR116 including, 1 m at 3.41 g/t Au from 101 m.
  - 3 m at 1.02 g/t Au from 12 m in BKR087
  - 3 m at 1.04 g/t Au from 66 m in BKR088
  - 2 m at 1.6 g/t Au from 40 m in BKR089

### OPERATIONS REPORT (continued)

- 5 m at 1.30 g/t Au from 92 m in BKR090
- 3 m at 1.70 g/t Au from 39 m in BKR093
- 3 m at 1.38 g/t au from 39 m in BKR111
- Infill drillholes intersected mineralization along strike and dip of the known mineralization (Kangaroo Bore, Coronation, Blue Peter South, and Blue Peter)
- Three holes out of four, drilled to test IP anomaly intersected mineralisation
- Data used for additional resource definition.

A total of 20 holes returned mineralisation, providing increased confidence in the known mineralisation and establishing strike and depth extensions (refer ASX announcement dated 20 December 2021). The results demonstrate the continuity of mineralisation and highlights additional mineralisation beyond the currently modelled ore body, particularly in the northern part of Kangaroo Bore, where earlier drilling was sparse (Figure 4). The drilling results provide increased confidence in delineating additional resources, ultimately leading to resource estimate revision and redesigned optimised pit work to support the economics of the Mt Celia project.

OPERATIONS REPORT (continued)

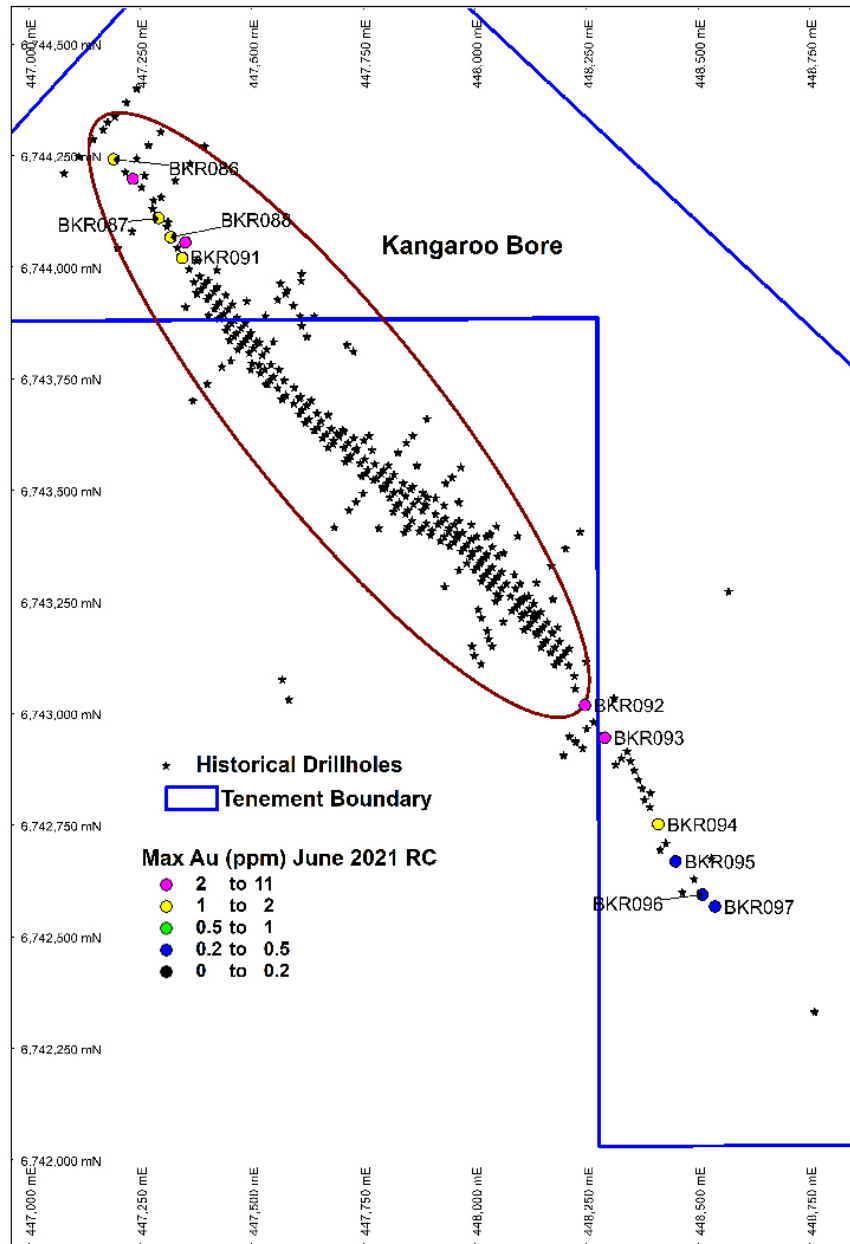


Figure 5. Map Showing June 2021 RC Drill Holes at Kangaroo Bore

Results received from drill testing of geophysical targets were the most encouraging. These geophysical targets were delineated using the Induced Polarisation (IP) survey completed in June 2021.

In this drilling program four targets from the IP survey at Blue Peter prospect drilled each by a single hole. Mineralisation was intersected in three of the targets, particularly two holes BKR116 and BKR 118 drilled over the subtle IP anomaly between Coronation and Blue Peter South pits of Blue Peter prospect. These intercepts indicate the possibility of continuation of mineralisation (Figure 6).

For personal use only

OPERATIONS REPORT (continued)

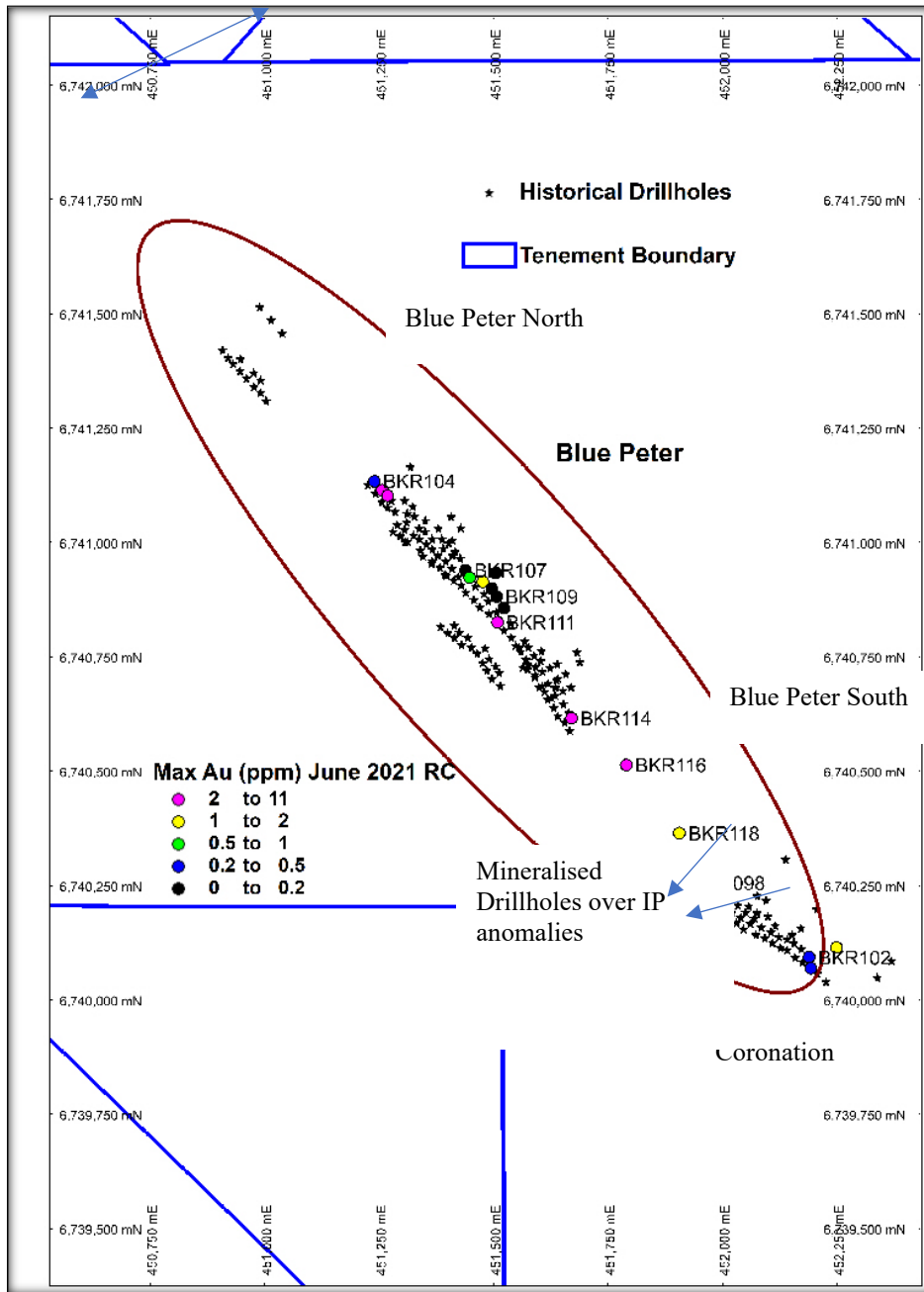


Figure 6. Map Showing RC Drillholes at Blue Peter

In addition, construction of 6 monitoring water bores and 1 production water bore to support ongoing hydrogeological studies has been completed in the month of April 2021. The hydrogeological studies and supervision of works was carried out by AMC Consultants. The outcome of the study has been received and it defined hydrogeological parameters of the project.

For personal use only

## OPERATIONS REPORT (continued)

### Induced Polarisation (IP) Geophysical Survey at Mt. Celia:

The Ground Geophysical Induced Polarisation (IP) surveys were completed in the prospective areas of the Mt Celia project in and around Blue Peter prospect and two orientation lines at Kangaroo Bore. Vortex Geophysics completed the survey under the supervision of Geophysical consultant Newexco. This survey was planned to delineate new targets for gold exploration with the view to add ounces to the current mineral resource. Geophysical consultant Newexco interpreted the data for target generation and 5 targets were identified; out of them 4 targets were drill tested each by single hole. The Company is hopeful for getting mineralisation over further IP targets. Figure 5 below shows areas of completed IP surveying over the Mt Celia project.




Figure 7 Completed Induced Polarisation Survey lines (green dots) over the SAM EQMMR\_1VD image

### Mt. Celia Mining Studies:

Using the current Mineral Resources, AMC carried out geotechnical and hydrogeological analysis, dilution modelling, pit optimization, mine design, mine scheduling and economic evaluation to investigate the mining potential at the Mt Celia Project and the potential for economic cashflow.

#### Pit Optimisation

The Mining Study undertaken by AMC used Whittle Four-X software and was completed using the Total Mineral Resource (see Table 1) and a base case gold price of A\$2300/oz (September 2021).

AMC prepared models by adding cost, recovery, royalty and revenue drivers to individual blocks within the models using Datamine macros. The resource model was regularized to account for dilution and

## OPERATIONS REPORT (continued)

ore loss expected during mining operations. Royalties, administration charges, ore processing costs and other ore related costs were all aggregated to create a total ore related cost which was assigned to ore blocks. Mining costs common to all material types were assigned to all model blocks.

AMC applied mining cost parameters based on similar sized operations in the region from AMC's database.

All parameters used were in the normally acceptable range of costs of similar mining operations. Whittle Four-X pit optimization software was used to determine economic limits for open pit mining from the resource model, geotechnical model, operating costs, metal price and metal recovery.

A family of pit shells is generated using different metal prices, as a revenue factor (RF) of input metal price, to determine the ore and waste tonnes to achieve the maximum undiscounted operating cost surplus for that metal price.

### Study Results

The results from the Mt Celia Mining Study are encouraging, for both the Kangaroo Bore and Blue Peter deposits and provide the Company with significant confidence of project economics moving forwards under a toll treatment option.

Nested pit shells were generated at varying metal prices and evaluated at the base case metal price. Pit shells that provided a reasonable balance between value and mine life were selected as the basis for pit design for both the Blue Peter and the Kangaroo Bore deposits. Legacy Iron notes that there is potential for a smaller pit shell to provide a stronger positive outcome.

Several open pit design options were undertaken, assuming either toll treatment or a new mill arrangement, as a basis for mine schedule optimization and evaluation. The study confirms that the Mt Celia project has potential to be a technically and economically viable project through a toll treating option. Additional work will be undertaken to confirm the findings of the Mt Celia Mining Study, such as detailed CAPEX, OPEX estimates and firming up toll treating arrangements. The Company is currently in discussions with processing plant operators in the area.

A plan view of the designed pits for the toll treatment option is shown in figure 8 and 9.

OPERATIONS REPORT (continued)

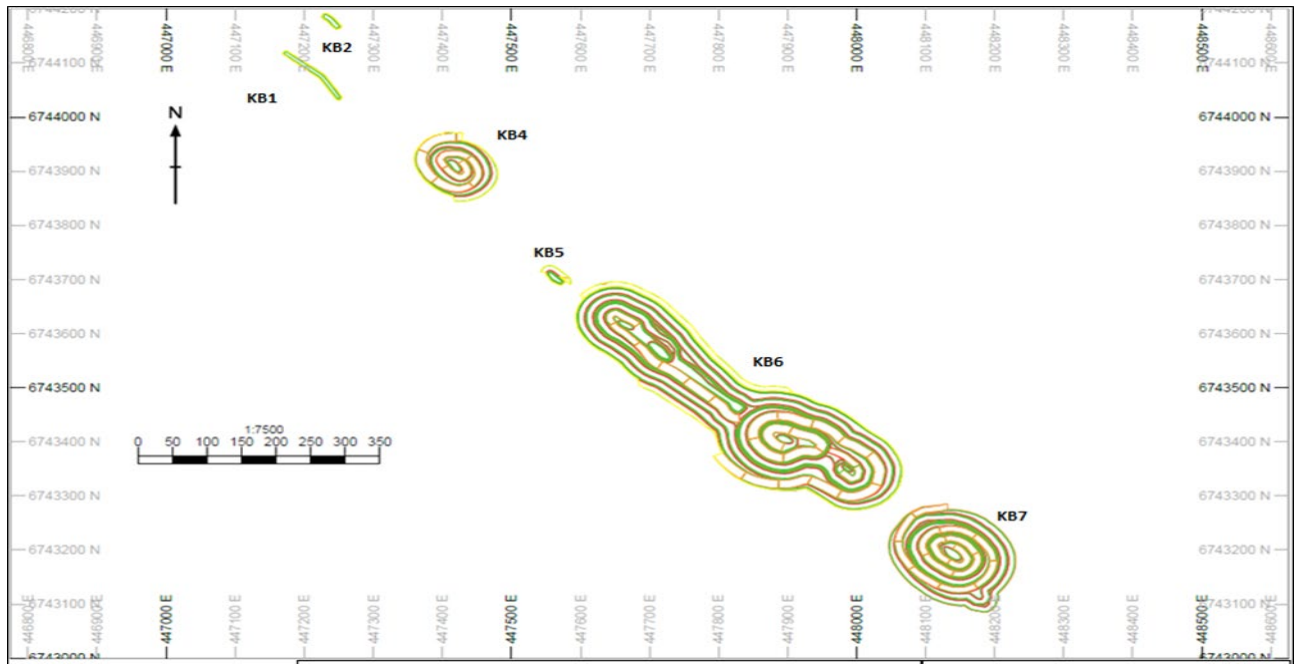


Figure 8. Mt Celia Gold Project – Plan View of the Kangaroo Bore toll treatment pit

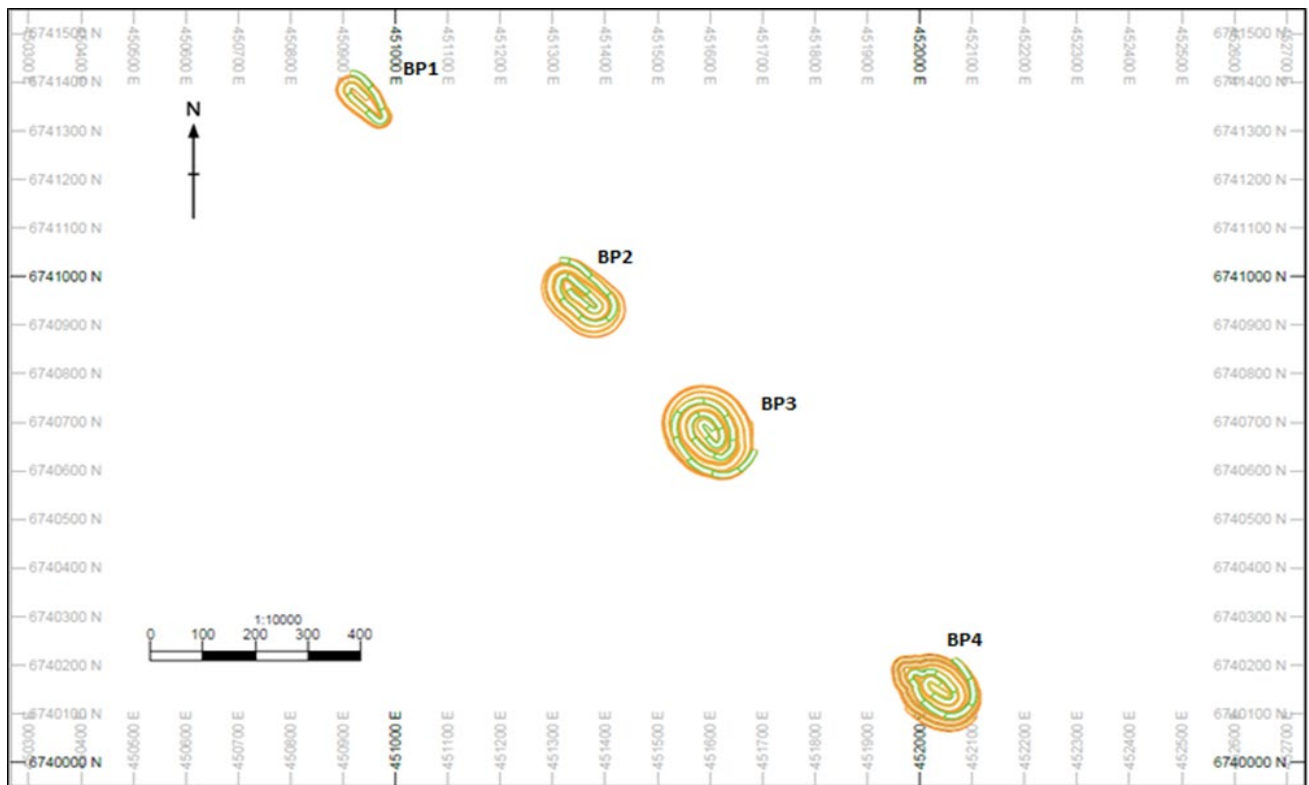


Figure 9. Mt Celia Gold Project – Plan View of the Blue Peter toll treatment pit

Another round of mining studies is under progress at AMC after incorporating the revised model and should be finished by April 2022.

For personal use only

## OPERATIONS REPORT (continued)

**Waste Characterisation Studies** – The work of waste rock characterisation was carried out by MBS Environmental. The objective of the study was to assess each identified waste rock type in terms of their potential to generate acidic and/or metalliferous drainage (AMD) and to assess the suitability of benign waste rock from each deposit for construction and rehabilitation requirements.

The scope of work for this assessment involved the preparation of a static waste rock characterisation report which included:

- Classification of all samples in terms of potential for formation of acid and metalliferous drainage (AMD) based on acid base accounting (ABA) methodology.
- An overhead figure showing spatial distribution of drill hole collars in relation to the proposed pit shell expansion.
- Assessment of geochemical enrichment and the potential of mine wastes to produce saline or neutral mine drainage using static laboratory leach procedures.
- Screening of the materials for naturally occurring radioactive materials (NORM) based on total element composition.
- Screening of the materials for asbestiform minerals.
- Recommendations for Legacy Iron relating to the management of waste rock based on outcomes of the above assessment to satisfy the requirements for conceptual landform planning and permitting requirements.

### Description of Samples:

All samples assessed as part of the characterisation represented at least one linear metre of diamond core. Based on the estimated production of waste rock as per pit, a total of 27 samples were selected containing 12 samples from 3 pits within Blue Peter deposit and 15 samples from the largest deposit, Kangaroo Bore (Table 5). These samples were selected from exploration drill core material from 5 drill holes within the proposed pits footprints.

Sample selection was based on the following:

- Consideration was given to the largest proposed pits in each deposit as they will produce the greatest volume of waste rock.
- As the lithological setting is relatively homogenous within each deposit across the proposed pits (based on the drill log information), the number of samples selected was biased towards the low end of the sampling frequency suggested by DMIRS, according to the tonnage of disturbed rock.
- The relative proportions of lithologies and weathering zones in the sample selection were based on the estimation that the waste materials in MCGP will be composed of approximately 10% fresh rock and 90% transitional and oxide material.

## OPERATIONS REPORT (continued)

Table :5 Summary of Waste Rock Samples from Blue Peter and Kangaroo Bore Deposits

Waste Type	Lithology	Number of Samples	% of Total
<b>Blue Peter Deposit</b>			
Oxide	Basalt	5	42%
Transition	Basalt	5	42%
Fresh	Basalt	2	16 %
<b>Total</b>		<b>12</b>	<b>100%</b>
<b>Kangaroo Bore Deposit</b>			
Oxide	Quartz pyrophyllite schist	6	40%
Transition	Quartz pyrophyllite schist /Pyrophyllite quartz schist	6	40%
Fresh	Quartz pyrophyllite schist /Pyrophyllite quartz schist	3	20%
<b>Total</b>		<b>15</b>	<b>100%</b>

### Conclusions & Recommendations:

Key findings of the geochemical assessment were:

#### *Blue Peter Deposit*

- All samples regardless of the degree of weathering were classified as non-acid forming (NAF), indicating that they will not require specific handling or storage to control for AMD.
- No metals/metalloids were enriched relative to global averages in any sample tested. None of the samples contained sufficient uranium or thorium to be considered radioactive and trigger further radiological assessment.
- Water leachate results indicate that seepage or runoff produced by waste rock would be neutral to alkaline, and fresh to brackish containing low level of alkalinity, and are unlikely to contain any metals and metalloids with significantly environmental concerns.
- No asbestos fibres were identified in the samples tested.
- Oxide wastes (four of five selected samples considered generally representative) were found to be highly sodic and will be prone to dispersion/erosion if placed on sloping surfaces.

#### *Kangaroo Bore Deposit*

- All samples regardless of the degree of weathering were classified as non-acid forming (NAF), indicating they will not require specific handling or storage to control for AMD.

## OPERATIONS REPORT (continued)

- Although enrichment of silver, bismuth, antimony, selenium, and tungsten were observed in several samples, they are likely to be present in insoluble forms based on results of water leachates and are thus unlikely to be environmentally significant. None of the samples contained sufficient uranium or thorium to be considered radioactive and trigger further radiological assessment.
- Leachates produced from waste rock is likely to be neutral to alkaline and non-saline in perpetuity. Leachates are also likely to have low alkalinities and are unlikely to contain environmentally significant levels of metals and metalloids. Arsenic concentrations in a 1:5 soil water extract were elevated compared to the freshwater aquatic guideline, however no such receptors are present in the vicinity and results were below Non-potable groundwater use and ANZECC Livestock drinking water guidelines. Under acidic conditions, concentrations were significantly lower than those observed for water extracts of the same samples - this together with lack of enrichment in total arsenic indicates a low potential for plant uptake of arsenic. Given depth to groundwater (60 m) and distance to pastoral bores, the risk for groundwater impacts is considered very low.
- No asbestos fibres were identified in the samples tested.
- Clay rich oxide wastes are highly sodic and will be prone to dispersion/erosion if placed on sloping surfaces.

Overall, waste rock from the proposed open pits for the Mt Celia project is environmentally benign and does not require specific management other than applying good practice for landform construction and surface water management. Oxide waste is likely to be highly sodic and dispersive and thus should not be placed on sloping surfaces due to its potential to disperse and therefore erode. Ideally, this material should be placed back into previously mined pit voids or in constructed waste rock landforms which are suitably rock armoured with the available fresh rock on outer edges to prevent erosion and/or be restricted for use on flat surfaces only. Although erosive on slopes unless co-mingled with rock armour, there is no particular impediment for use of oxides as growth media or subsoil store and release moisture layer for rehabilitation given low salinity and neutral to alkaline pH. Harvested hardpan (ferricrete/calcrete) where available should also be considered as final cover material with available topsoil where there is a shortage of topsoil for rehabilitation and normally in preference to deeper weathered clay rich oxide regolith. Harvested hardpan is more resistant to erosion than underlying clay/fines rich oxides.

### Yilgangi Project

The Yilgangi project forms part of Legacy Iron's South Laverton Gold Project which includes Mt Celia, Yilgangi, Yerilla, Patricia North and Sunrise Bore tenements (**Figure 2**). It contains a non-JORC 2012 resource of approximately 18,000 Oz. Its location relative to Mt Celia is shown in (**Figure 2**). This deposit is highly prospective to add ounces in the Mt Celia gold project and work is in progress to advance the project to resource definition stage.

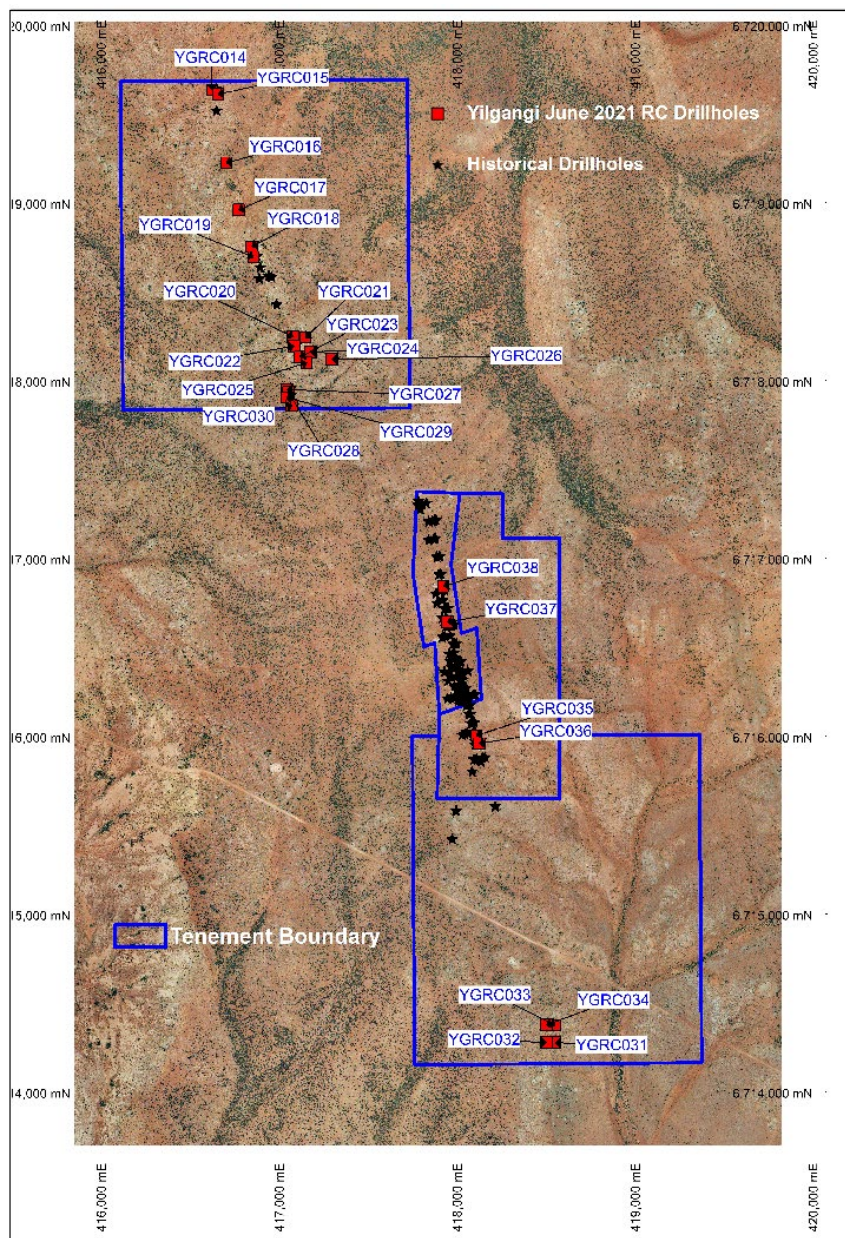
The Yilgangi Project includes two exploration tenements (E31/1019 and E31/1020) and two mining leases (M31/426 and M31/427) and contains numerous gold occurrence/anomalies including the

### OPERATIONS REPORT (continued)

Golden Rainbow prospect where historically several drill holes have been completed and the gold mineralisation has been tested up to a shallow depth only.

RC drilling was carried out in the Yilgangi tenements in June 2021. A total of 25 holes were drilled for 1335 meters over all four tenements. The drilling has returned strong results, increasing confidence in the known mineralisation at the Rainbow and Golden Rainbow prospects.

Further RC drilling is planned for Yilgangi prospects in 2022. The results of the drilling were discussed in the ASX announcement dated 14 December 2021. The map below shows the locations of all drillholes completed in this program.



**Fig 10. RC drillhole locations completed in this year in the Yilgangi Project**

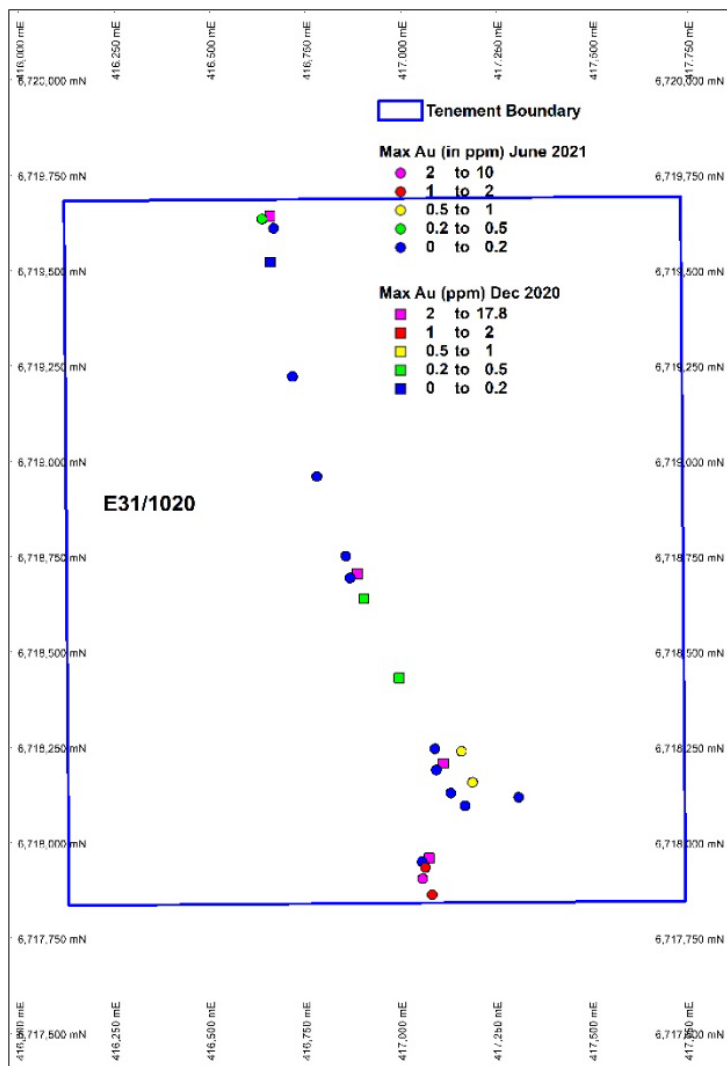
Analysis of the drill results confirmed growing confidence in the known mineralization, particularly drill hole YGRC037 which was drilled at the Golden Rainbow prospect for Quality.

For personal use only

**OPERATIONS REPORT (continued)**

Assurance purposes and yielded a maximum Au assay value of 9.8 g/t from 11m (3m @ 4.52 g/t Au) The drillhole highlights potential of shallow and significant grade mineralization. The Company aims to estimate the mineral resources at Golden Rainbow prospect.

A key objective of the June 21 drilling program was to establish strike continuity of the mineralization, at the northernmost tenement E31/1020, following mineralization which was intercepted in the northern and southern parts during the December 2020 drilling program. In this June program while mineralization was intercepted at the northern and southern parts, the strike continuity could not be established at the central part of the tenement. The four drillholes testing the southernmost soil anomaly didn't return any significant Au assay value. The results from the June 2021 and December 2020 program are shown in figure 11 and 12.



**Figure 11. Max Au(ppm) plot from Yilgangi (E31/1020) RC drilling, Dec 2020 and June2021 assay results**

For personal use only

OPERATIONS REPORT (continued)

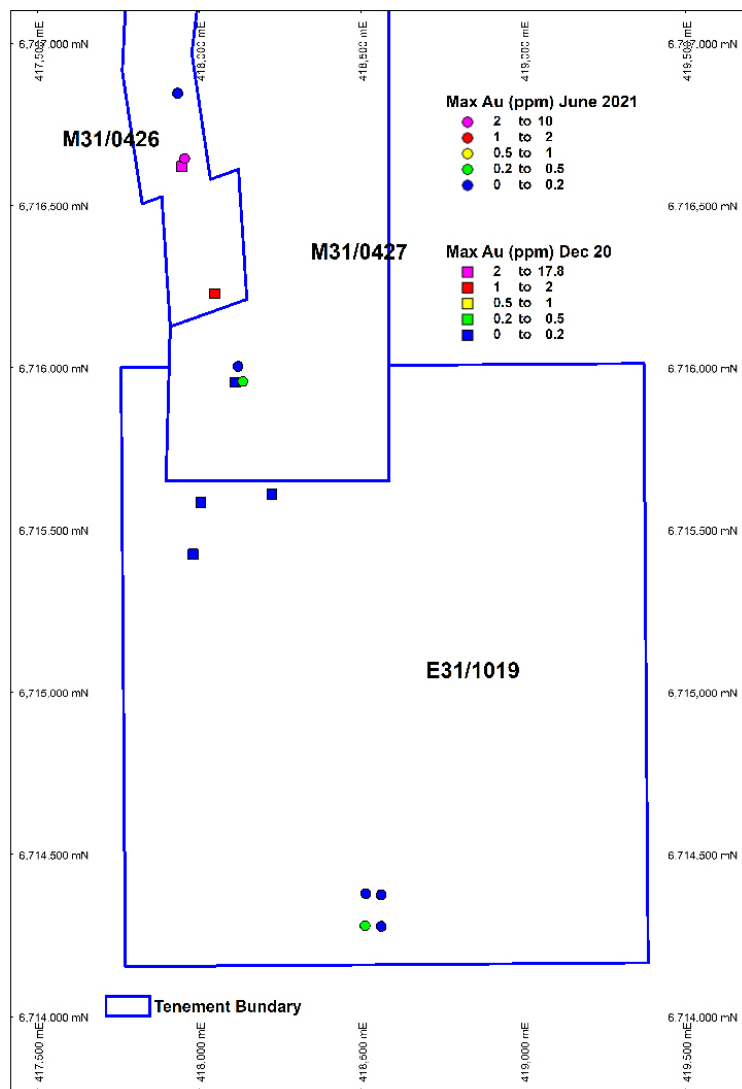


Figure 12. Max Au(ppm) plot from Yilgangi (M31/426, M31/427 and E31/1019) RC drilling, Dec 2020 and June2021 assay results

**Next steps**

The work for resource modelling and resource estimation for the Yilgangi tenements has commenced. Following completion of the modelling further RC drilling will be planned.

**Yerilla Project**

Yerilla is part of the South Laverton Gold Project and comprises three Mining Leases (M31/107, M31/229 and M31/230). Murrin Murrin Holdings Pty Ltd and Glenmurrin Pty Ltd are the registered holders of the leases; Legacy Iron holds 90% of the rights for precious metals on the tenements (Figure 2).

Yerilla project lies within the Kurnalpi Terrane of the Eastern Goldfields Superterrane. Outcropping geology comprises a sequence of northwest-striking mafic volcanics, ultramafic rocks and felsic volcanics variably intruded by the McAuliffe Well Syenite.



**OPERATIONS REPORT (continued)**

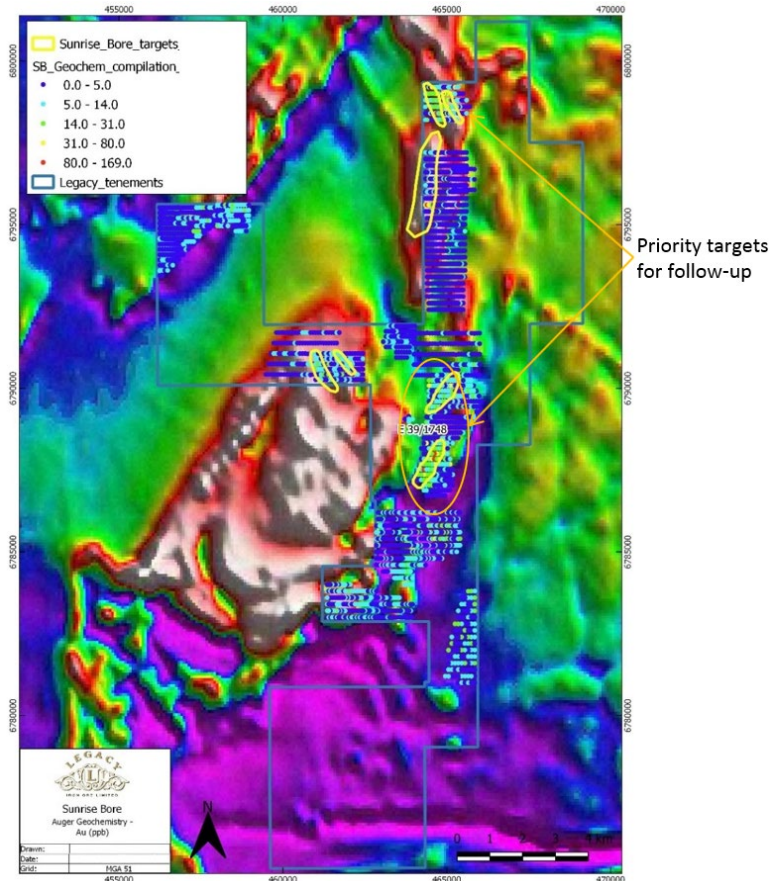
**Future Plans**

The project has identified drill ready targets and the Company aims to obtain Native title agreement to drill test in the highlighted areas. The planned drilling is shown above in the figure 13.

**Sunrise Bore Project**

The Sunrise Bore project lies some 12 km east of the world class Sunrise Dam gold mine operated by AngloGold Ashanti (Figure 2). A number of prospective shear structures have been identified within the project area associated either with gold anomalism noted in earlier field work and/or nugget gold found by recent prospecting.

Work done to date has identified numerous anomalies (Figure 14) for follow-up.



**Fig 14. Map showing identified anomalies in the Sunrise Bore project**

In the past, significant geochemical auger soil sampling covered the significant portion of the tenement. The geochemical assays resulted in the identification of high priority gold anomalies, the best of which was the anomalism at Kingsley 1 and 2. An RC exploration drilling programme has been completed over Kingsley 1 and 2 anomalies in June 2021 comprising 1133m of RC drilling for 17 holes. The drill collars are shown in figure 15.

For personal use only

## OPERATIONS REPORT (continued)

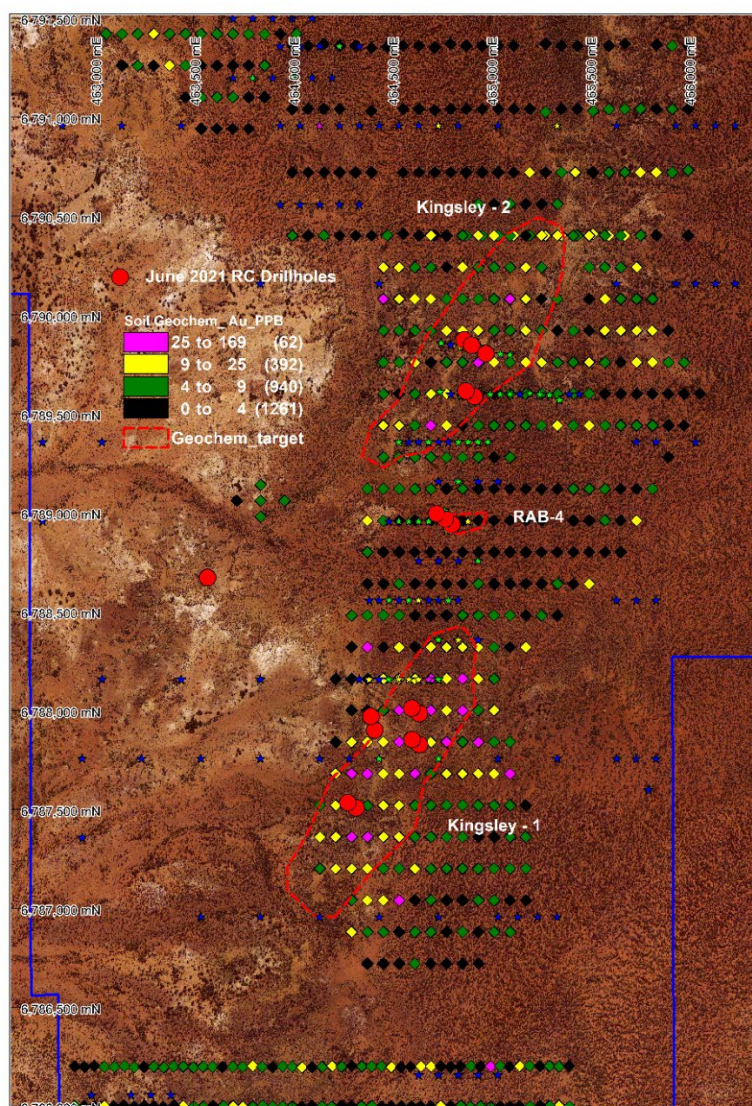


Figure 15 Sunrise Bore Project- RC drillhole locations June 2021

#### Drilling Results:

The assays of the Company's maiden RC campaign in the tenement were received and the drilling intercepted following major mineralisation for gold (please see ASX announcement dated 6 October 2021):

- **3 m at 2.06 g/t Au from 47 m in SBC03 including 1 m at 4.02 g/t from 47 m**
- **2 m at 0.95 g/t Au from 53 m in SBC05 including 1 m at 1.26 g/t from 53.**
- **1 m at 0.75 g/t Au from 36 m in SBC06.**

A total of 3 holes, out of 17, returned mineralisation, maximum value received was 4.02 g/t in SBC 03 at 47m drilled depth. The result provides confidence in the mineralisation. The results provide additional scope for further investigation to define strike and depth continuity of the mineralization.

## OPERATIONS REPORT (continued)

### Future Plans

The company plans to drill test the strike continuity of the intercepted mineralisation by further RC drilling in the second quarter of 2022.

### Polymetallic East Kimberley Projects:

The East Kimberley Project is located in the Halls Creek area, 350 km south of Kununurra and is readily accessible via the Great Northern Highway. The project comprises Koongie Park tenement and the newly granted Sophie Downs, Ruby Plains and Taylor Lookout tenements (Figure 16).

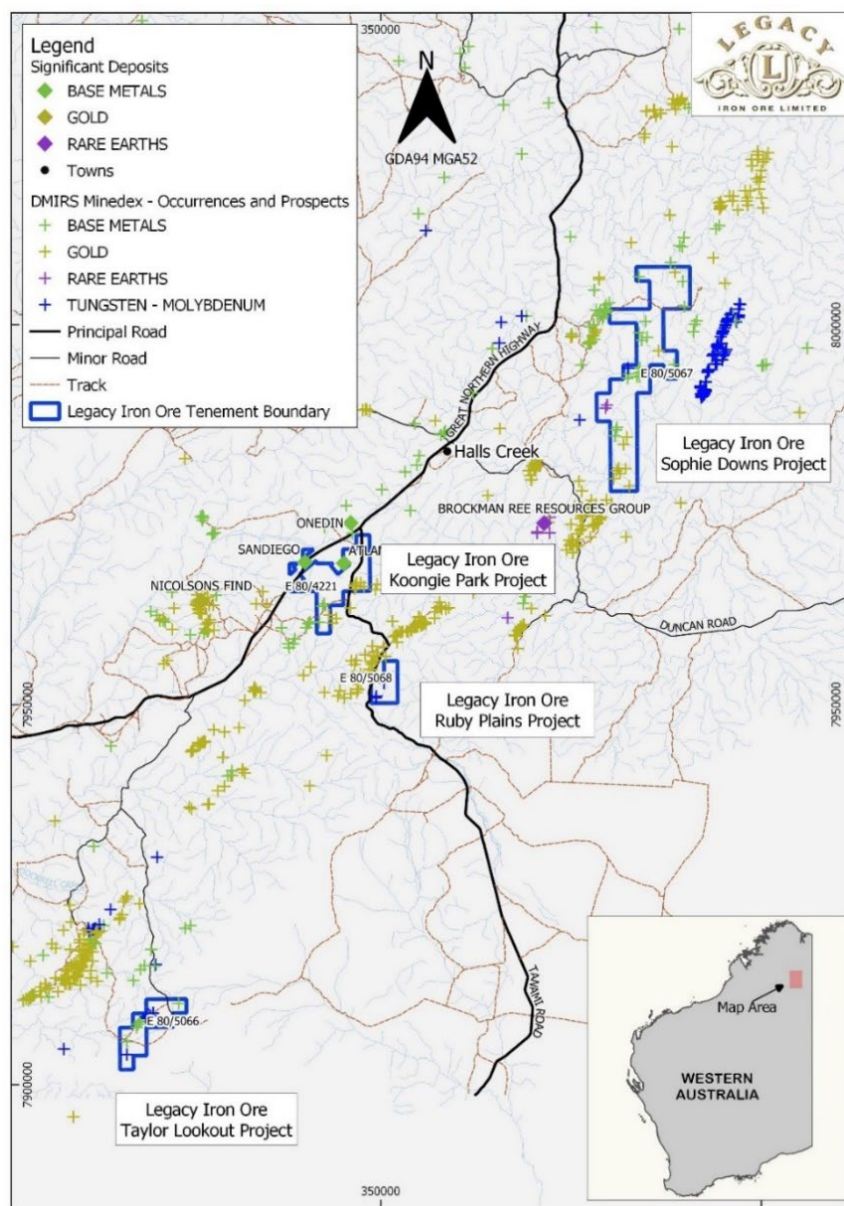


Fig 16. Location of Legacy Iron's tenements in the Kimberley Region

For personal use only



### OPERATIONS REPORT (continued)

During the year, ground geophysical, Moving Loop Electromagnetic (MLEM) survey was completed for the identified targets.

A total of six target areas were identified based on the geochemical anomaly analysis and ground Electromagnetic Survey was planned over them (Fig 18).

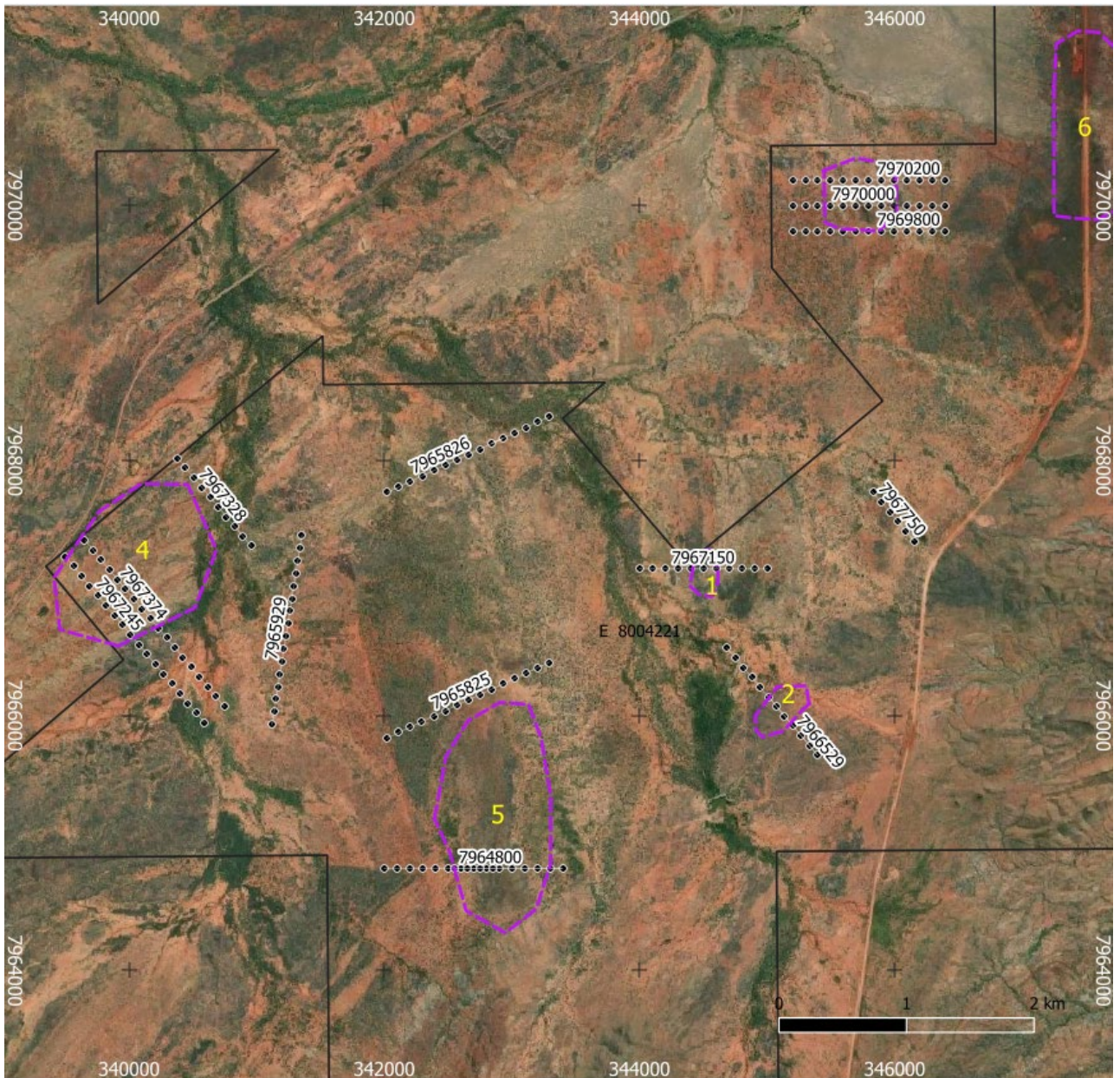


Figure 18: MLEM-Slingram survey stations and Geochem Anomaly locations over the satellite image

For personal use only

## OPERATIONS REPORT (continued)

Between 3 July 2021 and 6 August 2021, a MLEM-Slingram survey was completed over nine targets identified by interpretation of geochemistry, geology and an AEM survey. The objective of this MLEM survey was to determine the presence of any bedrock conductors that may represent massive sulphide targets.

The field data for the EM survey were interpreted by Geophysical consultant Newexco. Out of the identified targets, Geochem anomaly 2, 4 and 5 were placed by Newexco in possible targets category and recommended for further work.

### Next Steps

The yearly plan for the Koongie Park project includes the following main objectives:

- RC drilling over the received geophysical targets
- Commence Heritage survey if required for the proposed work programme

### Ruby Plains, Taylor Lookout and Sophie Downs

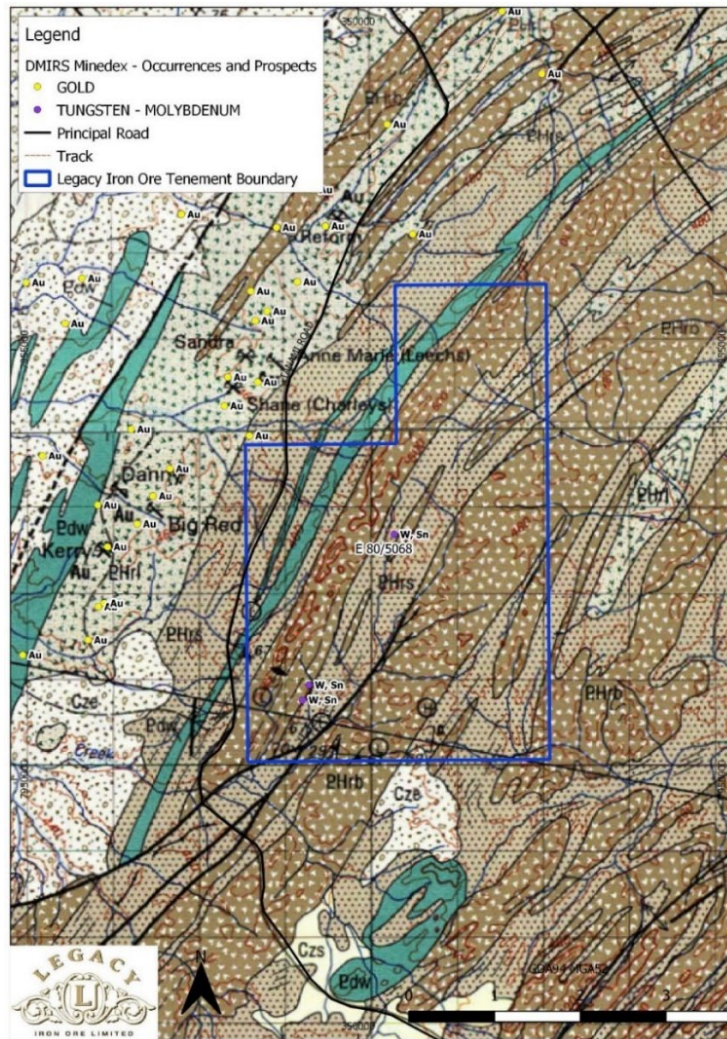
As mentioned previously, these tenements are located in the east Kimberley region as well and hosts prospective geology for base metals, gold, REE and tungsten mineralisation.

These tenements remained relatively underexplored in this region, providing Legacy Iron with an opportunity to secure quality exploration leases with known polymetallic mineralisation occurrences.

#### Ruby Plains

Ruby Plains tenement (E80/5068) is located along the Tanami Road, 30 km from Halls Creek. The geology is dominated by metavolcanics and meta sediments of the Biscay Formation (Figure 19 and 20).

OPERATIONS REPORT (continued)



**Fig 19. Ruby Plains geology and mineral occurrences. Ruby Plains is dominated by metasediments (brown) intruded by dolerites (green).**

Based on the review of historical work in total four, broad target areas have been identified for focusing the initial stage of exploration. Geochemical results from the latest round of rock chip sampling were received during last year and confirmed the anomalous values of tungsten in the quartz carbonate veins. These discrete scheelite occurrences (hosted by quartz carbonate veins) within the mafic volcanics are possibly related to hydrothermal metamorphism (ASX Announcement on 27 November 2019).

These positive results provide further encouragement for the company to carry out further work on these targets and establish the continuity of these mineralized veins along strike as well as in depth. During the yearly period, the area was traversed for identification and verification of historically located tungsten mineralization. Rock chip samples were collected from the tenement, and were analyzed at the SGS laboratory, Perth. A total of 13 rock chip samples were collected from various parts of the tenement and the samples were analyzed at the SGS laboratory, Perth, for Gold by 40 gm Fire assay and multi elements suite by ICM-MS & ICP-AES. The map showing the rock chip locations is given below in figure 20.

For personal use only

OPERATIONS REPORT (continued)

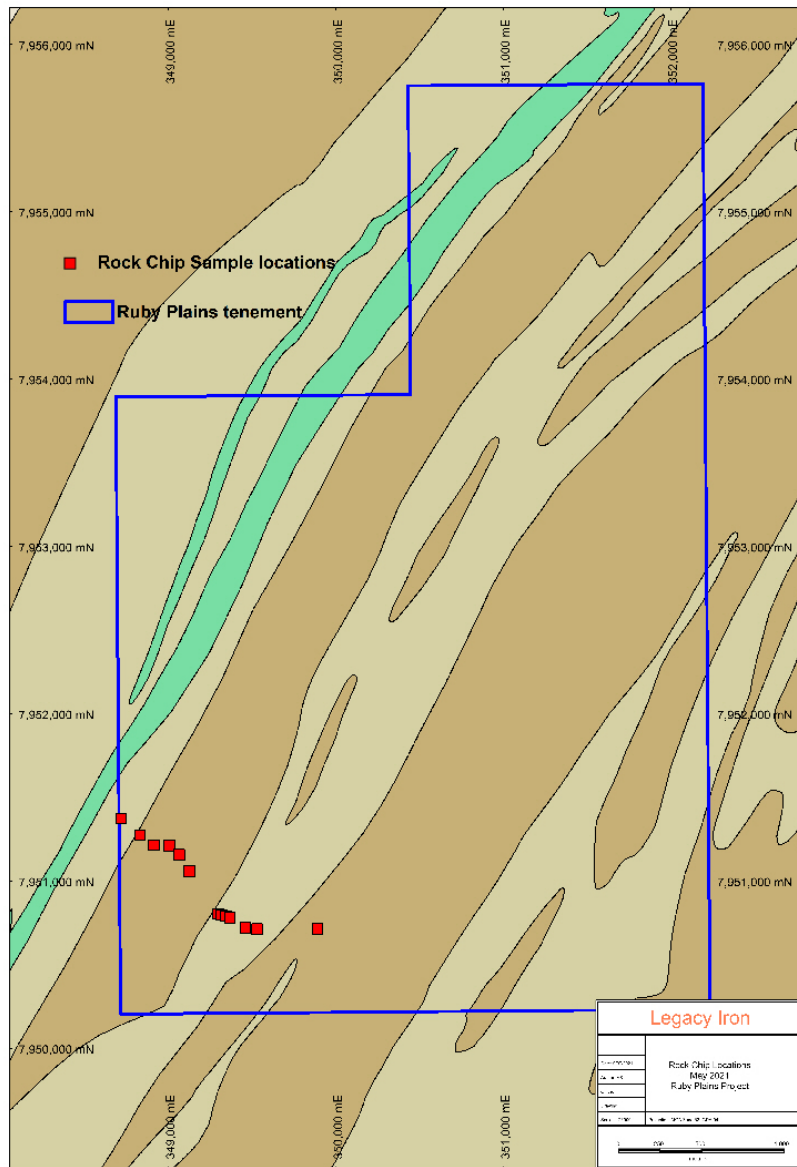


Figure 20: Map Showing Rock chip sample locations at Ruby Plains

Unfortunately, the assay results returned no significant anomalous values, but the project is still at early stage. The area is still considered prospective for Tungsten mineralization based on the local geology of the area. Further works will be undertaken to narrow down the targets.

For personal use only

### OPERATIONS REPORT (continued)

#### Taylor Lookout

Taylor Lookout tenement (E80/5066) is located south of the Great Northern Highway, 80 km southwest of Halls Creek. The dominant geological feature of the lease is the Taylor Lookout anticline which is a regionally significant fault that has thrust metavolcanics and granites onto sandstones of the Olympio Formation (ASX announcement dated 31 October 2019).

At Taylor lookout, two broad target areas have been identified as a priority for initial follow-up work. These targets are considered prospective for Cu-W mineralisation (Figure 21).

- Northern limb of the Taylor Lookout Anticline: Skarn mineralogy present at surface – Numerous Cu, W, Mo occurrences
- Frog Creek: Skarn (and strata bound tungsten mineralisation) mapped associated with a pegmatite that coincides with a magnetic anomaly and structures

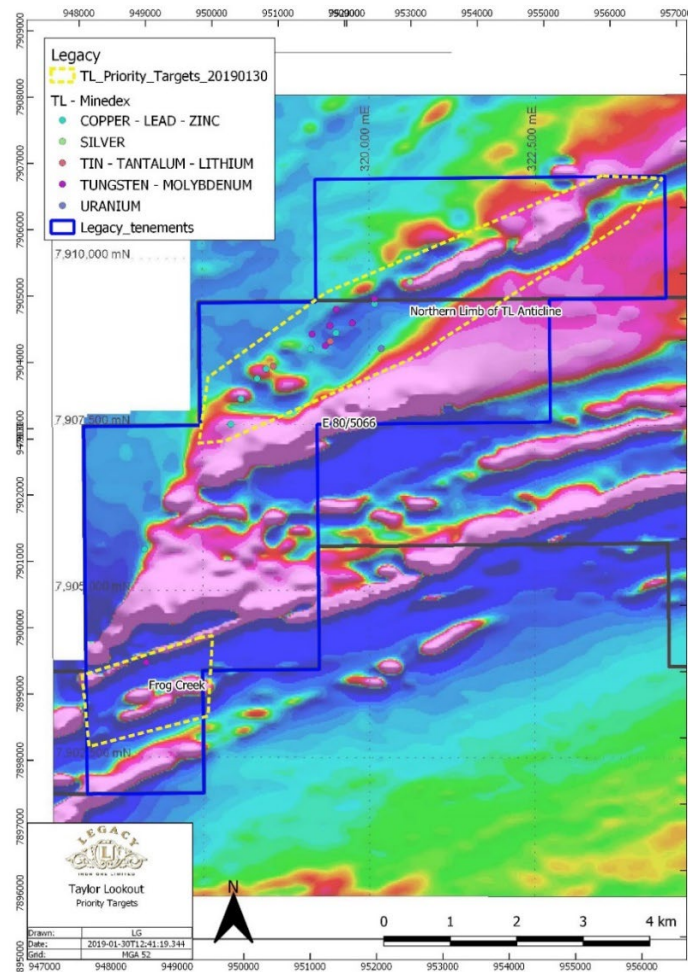


Fig 21. Priority areas for exploration at Taylor Lookout

The rock chip sampling work has confirmed the presence of the anomalous values of tungsten as well as gold in a part of the northern limb target (ASX announcement dated 27 November 2019). At this

For personal use only

### OPERATIONS REPORT (continued)

stage, on-ground work done by Legacy Iron is very limited however, these results are very encouraging and the Company plans to continue exploring these highly prospective areas.

During the year, field work was undertaken on the tenement and the area was traversed to understand the geology of the project. Rock chip samples were also collected from the project from the identified target areas in the north and south of the tenement. A total of 21 rock chip samples were collected from the various parts of the tenement. The rock chip samples were analyzed in the SGS laboratory, Perth for Gold by 40 gm Fire assay and multi element suite using ICP-MS & ICP-AES. The map showing the rock chip locations is given in figure 22.

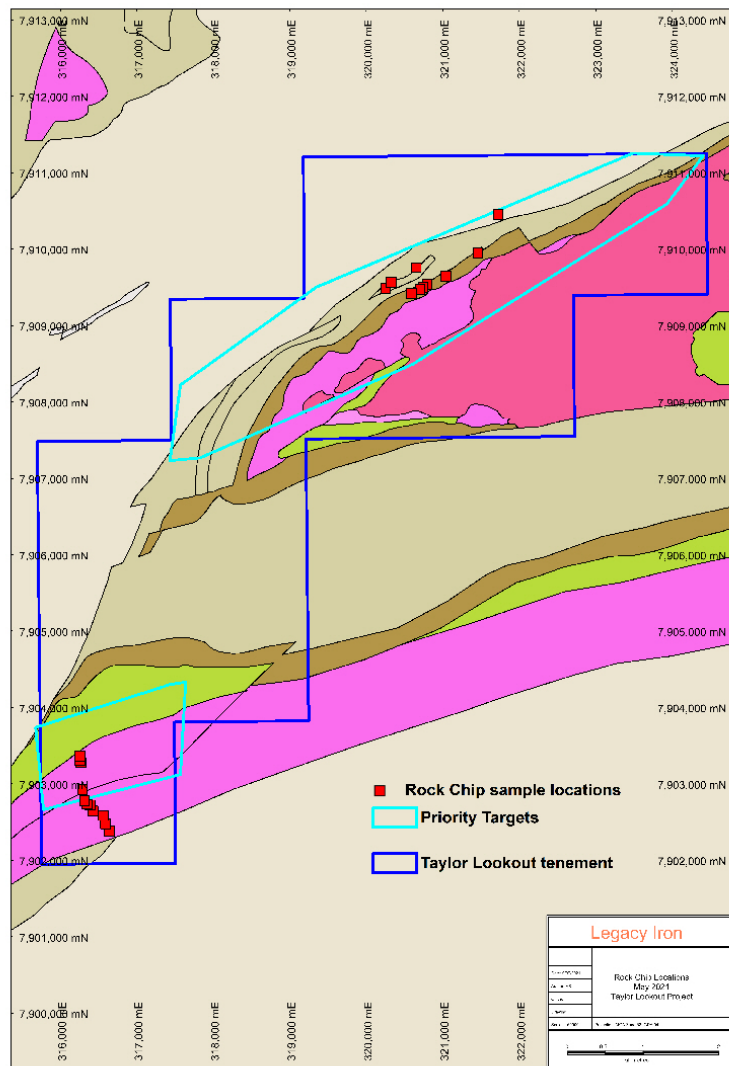


Figure 22: Map Showing Rock chip sample locations at Taylor Lookout

While the assay results were not encouraging with none of the samples returning major anomalous values for Gold, base metals, or Tungsten, there are plans for further exploration in the area for possible base metals and tungsten mineralisation by repeated surface sampling and geological traverses.

For personal use only

## OPERATIONS REPORT (continued)

### Joint Venture with EFE:

The Company signed a binding Heads of Agreement (HOA) with Eastern Lithium Pty Ltd, a wholly owned subsidiary of the Eastern Resources Ltd (ASX: EFE) with exclusivity for rights of lithium group of minerals (lithium, beryllium, caesium, niobium, rubidium, tantalum and tin) at the Taylor Lookout project.

The key points of the HOA are:

- Eastern Resources can earn up to 85% of the lithium group of minerals rights in the Taylor Lookout Project in the three stages.
  - Eastern Resources has the right to earn-in to the project by spending not less than A\$400,000 in the first 24 months to earn a 51% interest in lithium group of minerals (Stage 1).
  - Eastern Resources can earn a further 19% by committing a further A\$400,000 within a further 24 months (Stage 2); and
  - Eastern Resources can earn a further 15% by completing a Pre-Feasibility Study within 24 months of Stage 2 being completed.
- The parties will form an unincorporated joint venture (“Joint Venture”) after stage 1 Earn-in.
- Legacy Iron will participate in the lithium project development after completion of a PFS by contribute funding to the Joint Venture on a pro-rata basis of lithium rights (15% rights).
- Where a party is unable to meet its required proportionate expenditure for the Joint Venture, industry standard dilution clauses will apply.
- LCY will remain the registered holder of the tenement and retain all rights pertaining to Other Minerals.

### Sophie Downs

Sophie Downs tenement (E80/5067) is located east of the Great Northern Highway, 20 km from Halls Creek. The lease is located to the east of a significant granitoid, the Sophie Downs Dome (pink in the Figure 23) and is considered prospective for multiple styles of mineralisation.

OPERATIONS REPORT (continued)

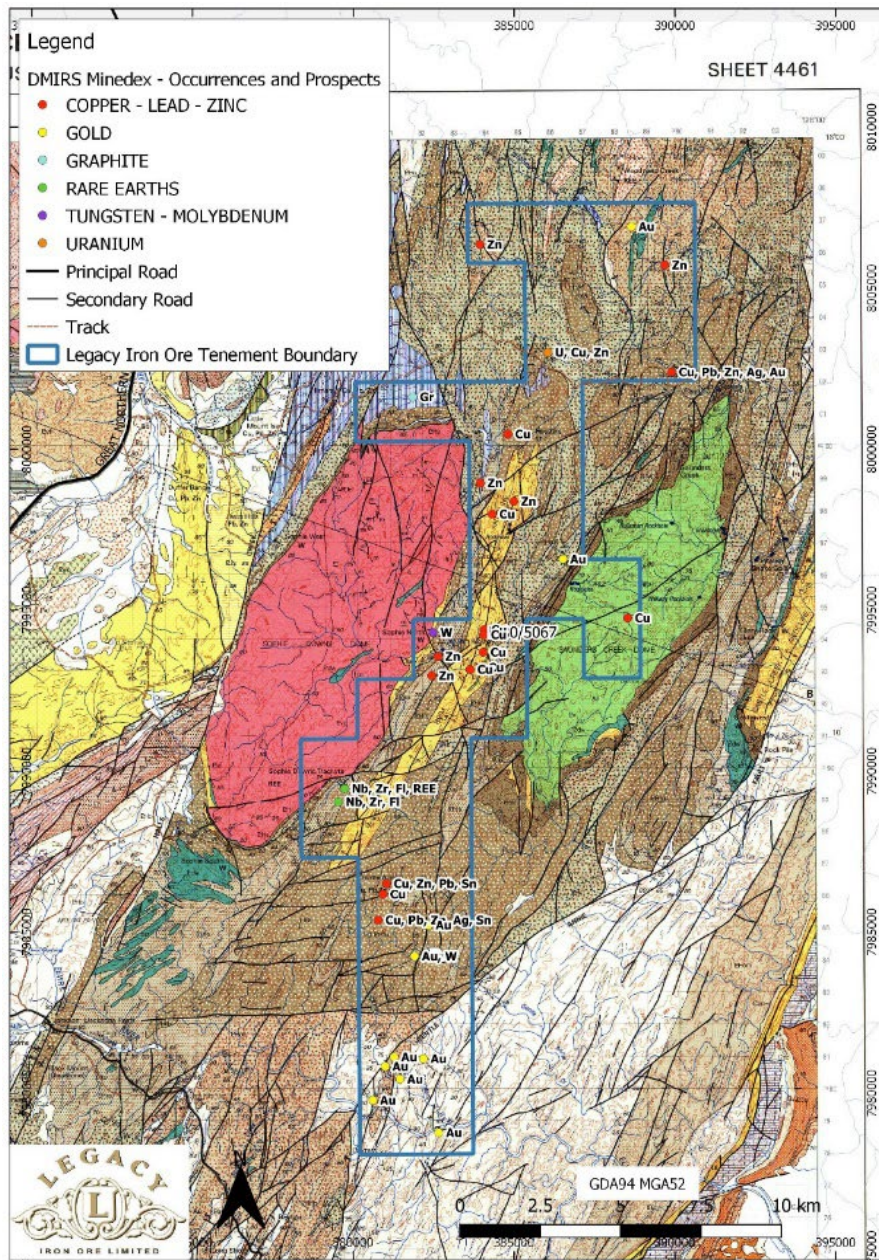


Fig 23. GSWA 100k Geology and minedex occurrences and prospects at Sophie Downs

This large tenement has not been systematically or coherently explored and has numerous recorded occurrences of base metals, REE and gold. Based on the detailed review of the historical work, the tenement is considered most prospective for gold and tungsten mineralisation, as evidenced by significant stream sediment anomalies and associations between gold and scheelite in stockwork quartz veining. Tungsten mineralisation has been identified within the lease and is interpreted to be related to the Sophie Downs granite. A REE anomaly which has undergone little systematic exploration in the past.

The review also suggests several low-order gold anomalies that have not been followed up and the source remains unidentified.

For personal use only

### OPERATIONS REPORT (continued)

During this yearly period, the area was traversed for verification of historically reported graphite, gold, base metals, and tungsten mineralization. Rock chip samples were collected from the area and the samples were analyzed in SGS laboratory, Perth. Ground Electromagnetic survey was carried out in the part of tenement which has malachite exposure.

#### Rock Chip Sampling:

A total of 6 rock chip samples were collected from the targeted part of the tenement, The rock chip samples were analyzed in the SGS laboratory, Perth for Gold by 40 gm fire assay and multi element suite using ICP-MS and ICP-AES. The map showing the rock chip locations is given below in figure 24.

The results of the rock chip sampling of the area have delineated a target for Cu-Pb-Zn in the eastern part of tenement and MLEM geophysical survey was designed and conducted during this quarter.

Sample number SDR501 returned following assay values:

Au - 0.36 ppm, Cu - >5000 ppm, Pb- 2420 ppm, Zn - 4840 ppm

Sample number SDR502 returned following assay values:

Au - 0.26 ppm, Cu - >5000 ppm, Pb - 607 ppm, Zn - 2860 ppm

Sample number SDR503 also got assay of Cu as 2880 ppm

OPERATIONS REPORT (continued)

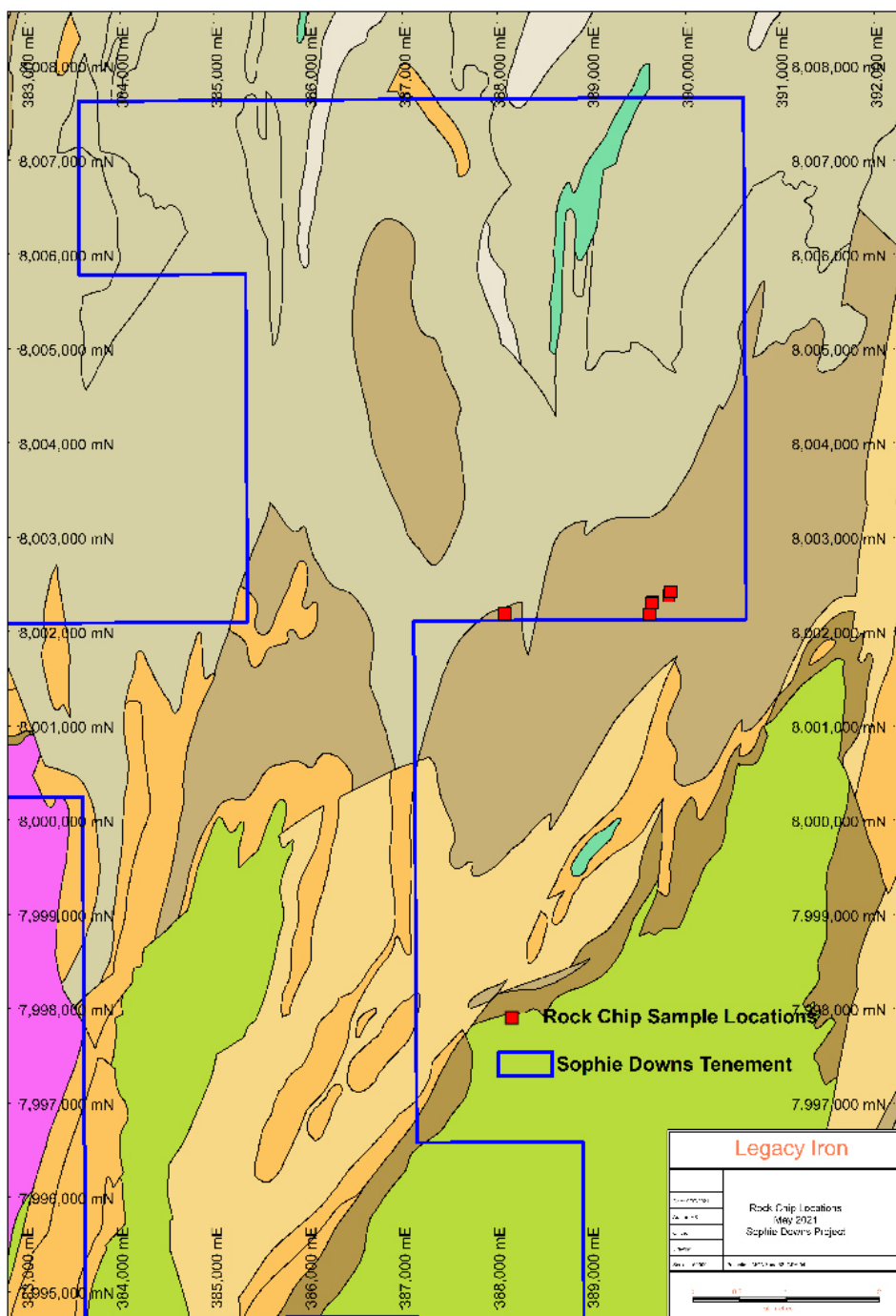


Figure 24: Sophie Downs project- Rock chip sample location

Ground EM Survey:

Ground Electromagnetic survey was carried out in the part of tenement which has malachite exposure and returned good values for copper Mineralisation in the area by rock chip sampling.

For personal use only

## OPERATIONS REPORT (continued)

The MLEM survey was carried out using a base frequency of 0.5 Hz with the Fluxgate B-field sensor. The transmitter loop size was 200x200m operating at 78amps into the loop. Line spacing was 200m and station spacing is 100m and all readings were in loop.

A total of 72 stations were completed along 3 lines. The average production rate was ~15-17 stations per day. The daily production rates were slower than expected due to the difficult terrain. The crew skipped a few stations over the western part of the southernmost line due to the difficult terrain. The data quality is adequate for the system and survey.

Two broad, moderate anomalous responses were observed at early to mid-times over the middle part of the survey area, The time constant of this anomalous response is interpreted to be approximately 10ms. The negative to positive crossovers observed on the Bx component suggests that this is probably caused by a flat lying source. This coincides with the Malachite exposure outlined by the geologist. It is believed that the strong anomalous response observed at early to mid-delay times is probably caused by the formational conductive source such as metasediments/shale unit.

A strong and broad anomalous response was observed over the western end of all three lines. However, this anomaly is not well defined as these lines were approaching a strong conductive source. The times constant of this strong anomalous response is estimated to be around 150ms consistent with a highly conductive bedrock source. It is recommended to extend these lines further to the west if this is geologically encouraging.

A strong discrete anomalous response was observed at late times at 390200E on Line 8006200N. This anomalous response was observed only on the northern most line and is probably still open to the north. The time constant is estimated to be approximately 170ms consistent with a highly conductive bedrock source such as massive sulphides, possibly pyrrhotite dominated.

The map showing the EM survey lines is shown in figure 25.

## OPERATIONS REPORT (continued)

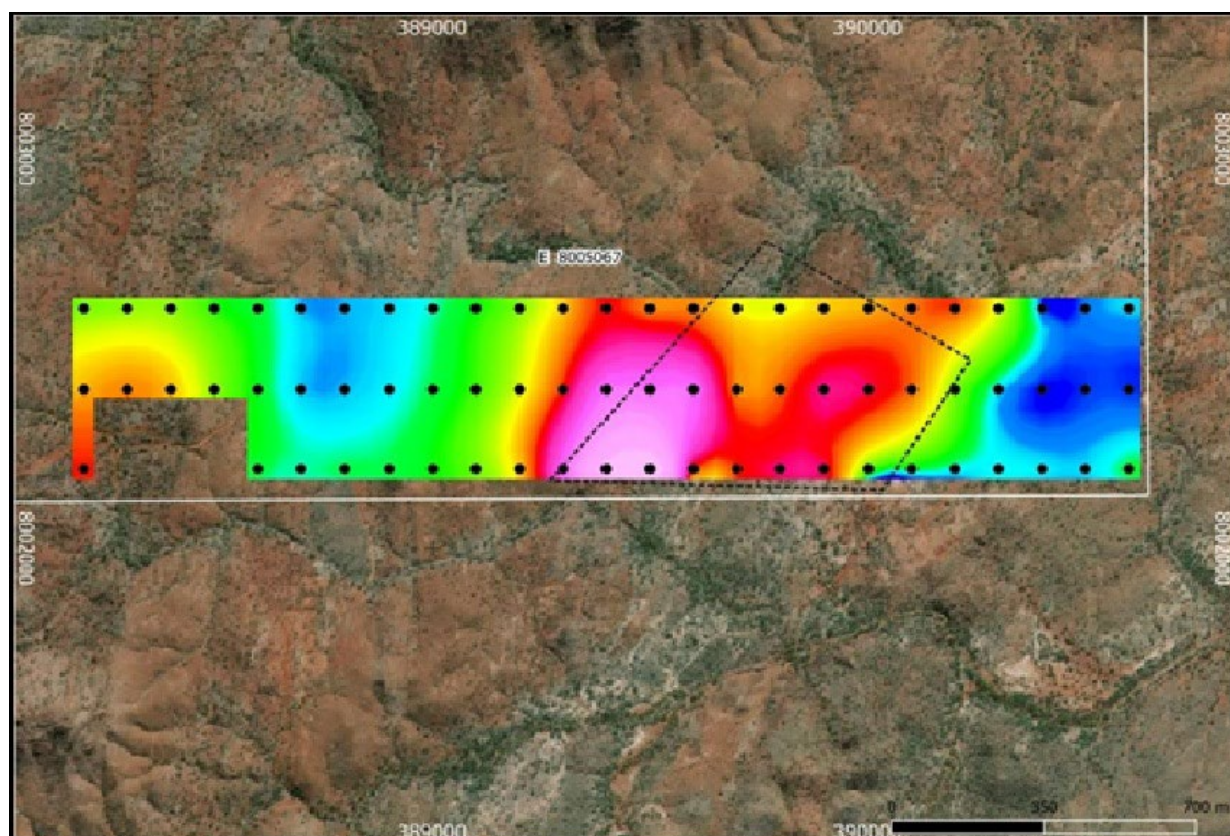


Figure 25: Sophie Downs project- MLEM Survey lines modelled anomalies.

### Next Steps

Legacy Iron plans to drill test the geophysical anomaly in the Q2 of 2022.

## **IRON ORE and NICKEL-COPPER**

### **Mt Bevan Project**

The Mt Bevan Project is a joint venture between Legacy Iron (60% interest) and Hawthorn Resources Ltd. The project is a large tenement which hosts 1,170 Mt of magnetite resource @ 34.9% Fe (refer Table 6 ) as well as a potential for discovery of nickel–copper mineralisation in the northern most part of the tenement.

#### ***Mt Bevan Iron Ore:***

Mt Bevan is considered to hold excellent potential for the definition of major magnetite resources located relatively close to existing road, rail and port facilities. The project also has potential for DSO hematite discoveries.

The Company has signed a Joint Venture Agreement during April 2022, with Hancock Magnetite Holdings Pty Ltd, a subsidiary of Hancock Prospecting Pty Ltd in relation to the Mt Bevan magnetite project.

### OPERATIONS REPORT (continued)

Successful exploration and resource definition programs carried out to date have underpinned the potential for a large-scale development at Mt Bevan (refer Table 3 below for the current resource estimate and Figure 26 for a representative cross section). Legacy Iron continues to work with its 40% JV partner, Hawthorn, regarding the scope, timing and funding of further phases for the project.

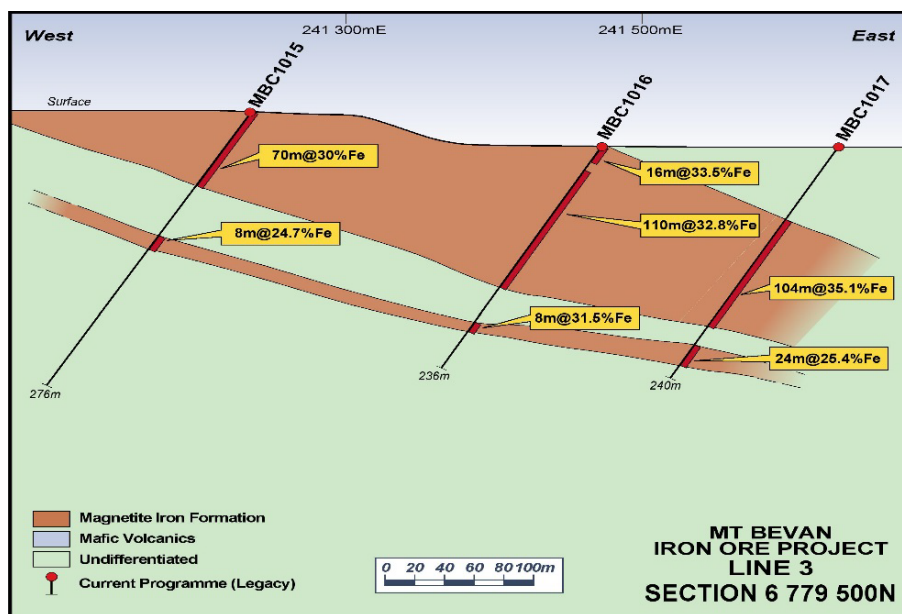


Fig 26. Drilling Cross Section - Lines 3

Mt Bevan Fresh BIF Resource											
Class	Material	Tonnes x 10 <sup>6</sup>	Fe %	SiO <sub>2</sub> %	Al <sub>2</sub> O <sub>3</sub> %	CaO %	P %	S %	LOI %	MgO %	Mn %
Indicated	In situ Total	322	34.7	46.2	0.57	1.35	0.054	0.131	-1.05	1.91	0.31
	In situ Magnetic*	44.18%	30.0	2.4	0.01	0.08	0.005	0.053	-1.38	0.05	0.01
	Concentrate	142	68.0	5.5	0.02	0.18	0.012	0.130	-3.12	0.12	0.03
Inferred	In situ Total	847	35.0	45.6	0.77	2.00	0.063	0.39	-1.15	1.77	0.04
	In situ Magnetic*	45.70%	30.8	2.8	0.01	0.06	0.004	0.042	-1.37	0.03	0.01
	Concentrate	387	67.5	5.9	0.03	0.14	0.009	0.096	-3.00	0.06	0.02
Total	In situ Total	1,170	34.9	45.8	0.71	1.82	0.060	0.137	-1.12	1.81	0.11
	In situ Magnetic*	45.28%	30.6	2.7	0.01	0.07	0.004	0.045	-1.37	0.03	0.01
	Concentrate	530	67.7	5.80	0.03	0.15	0.010	0.105	-3.03	0.07	0.02

Table 6 Mt Bevan Resource Estimate

\*In situ Magnetic is the material that is expected to report to the magnetic fraction. The in situ Magnetic quantities in the Tonnes column are expressed as the percentage of the in situ Total tonnes (as estimated from Davis Tube Mass recovery) Also, no additional work has been done on these deposits which warrants revision of the above estimates at this stage. - See Announcements from 2014 and 2015

(Full details of the project are available at the Company website [www.legacyiron.com.au](http://www.legacyiron.com.au))

**OPERATIONS REPORT (continued)**

Also, the joint venture has successfully identified multiple targets for DSO iron ore mineralisation in the tenement. For DSO, particularly at Mt Mason North where a hematite exploration target (DSO) lies across the tenement boundary. Several geological mapping traverses were made in the area (Mt Mason and Eastern BIFs) during the past two years and a large number of rock chip samples was collected for geochemical analysis to support the delineation of some drill targets.

**Mt Bevan Nickel – Copper:**

The Mt Bevan Project is located immediately south of St George Mining Limited’s (ASX: SGQ) Mt Alexander Project (Figure 24). St George Mining has had significant success identifying nickel-copper sulphide mineralisation at Cathedrals, Stricklands and Investigators along the Cathedrals Shear zone (refer to St George Mining Limited ASX announcements).

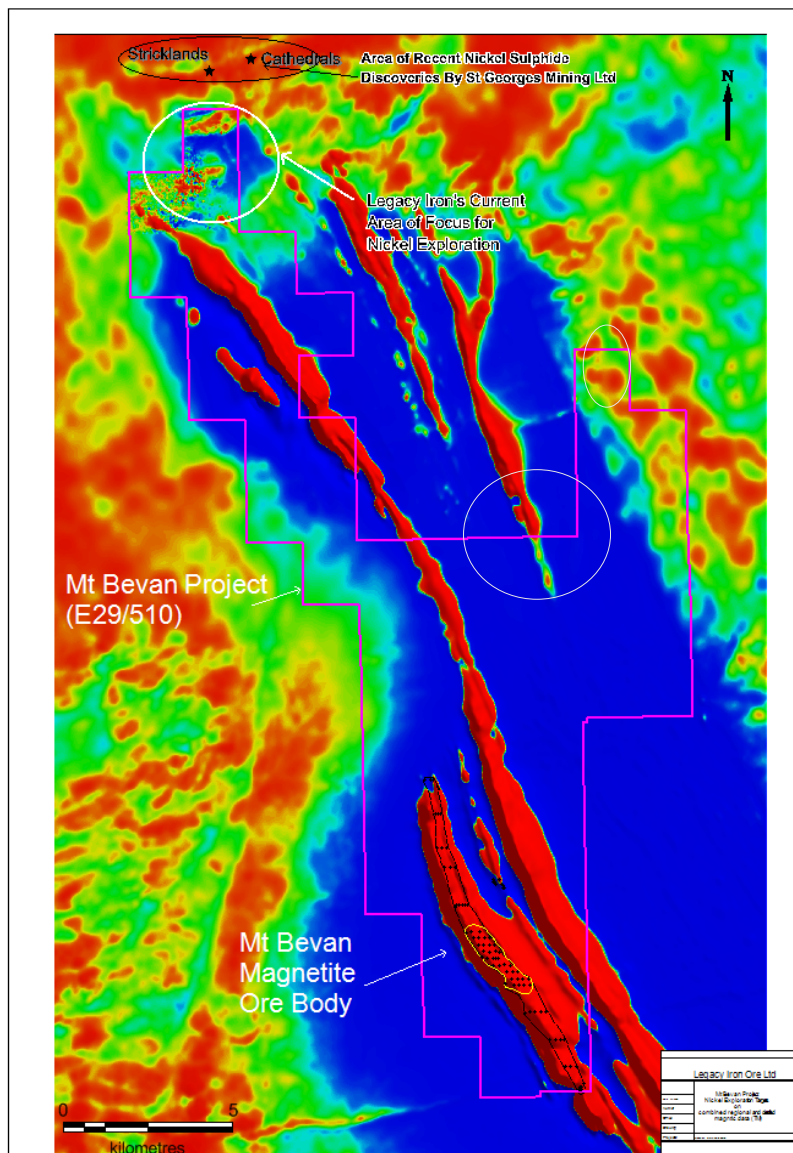


Fig 27. Mt Bevan Project – airborne magnetics data (TMI) showing area of interest for nickel sulphide mineralisation

For personal use only

### OPERATIONS REPORT (continued)

Following an initial prospectivity assessment, the Company completed both ground geophysics and auger geochemistry in the northernmost part of the tenement and delineated numerous early-stage nickel sulphide mineralisation targets for drill testing (refer ASX announcement on 30 April 2018).

In total of nine early-stage targets/anomalies were identified using integrated analysis of ground magnetics, structural interpretations, Moving Loop Electromagnetic (MLEM) data and auger geochemical sampling (refer ASX announcement dated 26 June and 31 July 2019).

This area is almost completely concealed by quaternary alluvium and colluvium cover.

In June 2021 a RC drilling programme was completed at the Mt Bevan project, and a total of 1378 m in 13 holes were drilled. The programme aimed to explore DSO mineralisation in the southern part of the tenement and to drill test remaining Nickel sulphide targets in the Northern most part of the tenement. In this programme RC drilling for Nickel Sulphides was undertaken in 3 holes for 363m. RC Drilling for Hematite Mineralisation was undertaken for 10 holes for 1015 m.

The map showing the drillhole locations for Nickel sulphide exploration is seen in figure 28.




Figure 28. Map showing drillholes for Nickel Sulphide mineralisation

For personal use only

### OPERATIONS REPORT (continued)

DSO exploration drill holes were planned in the southern part of the tenement and in the strike continuity of the Mt Mason deposit. This area of the tenement was traversed in the last week of April 2021. Efforts were undertaken to find outcrops of Hematite on the surface and to track the outcrop for strike continuity and estimation of possible thickness of orebody.

Rock chip samples were collected from various parts of the BIF ore body. The possible cross cutting fault planes (east – west) and streams were targeted for rock chip sampling. The map showing the rock chip locations and received Fe percentage is given seen in figure 29.

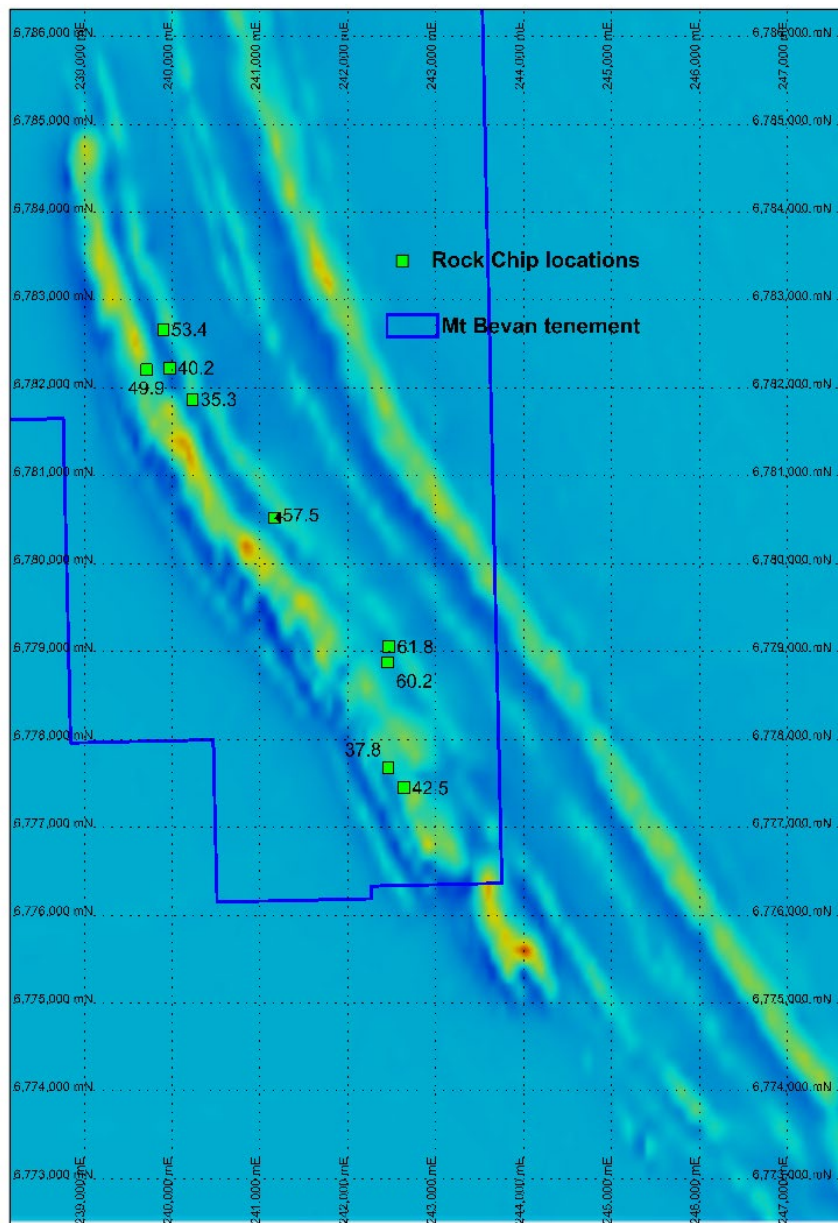


Figure 29. Map showing rock chip sample location and Fe%

For personal use only

**OPERATIONS REPORT (continued)**

Geophysical consultant Newexco interpreted the existing ground magnetic data to suggest possible cross cutting fault planes associated with zones of low magnetism, the most probable targets for Hematite mineralisation in the area.

Newexco has reprocessed the 200m lines spacing aeromagnetic data and used them for the interpretation. Several E-W/SW-NE faults/structures were interpreted using the 1VD and Tilt derivative and analytic signal images. Three high priority areas were selected for the targeting DSO Hematite where the possibility of cross cutting fault planes exists. The map showing the ground magnetic data interpretation is seen in figure 30.

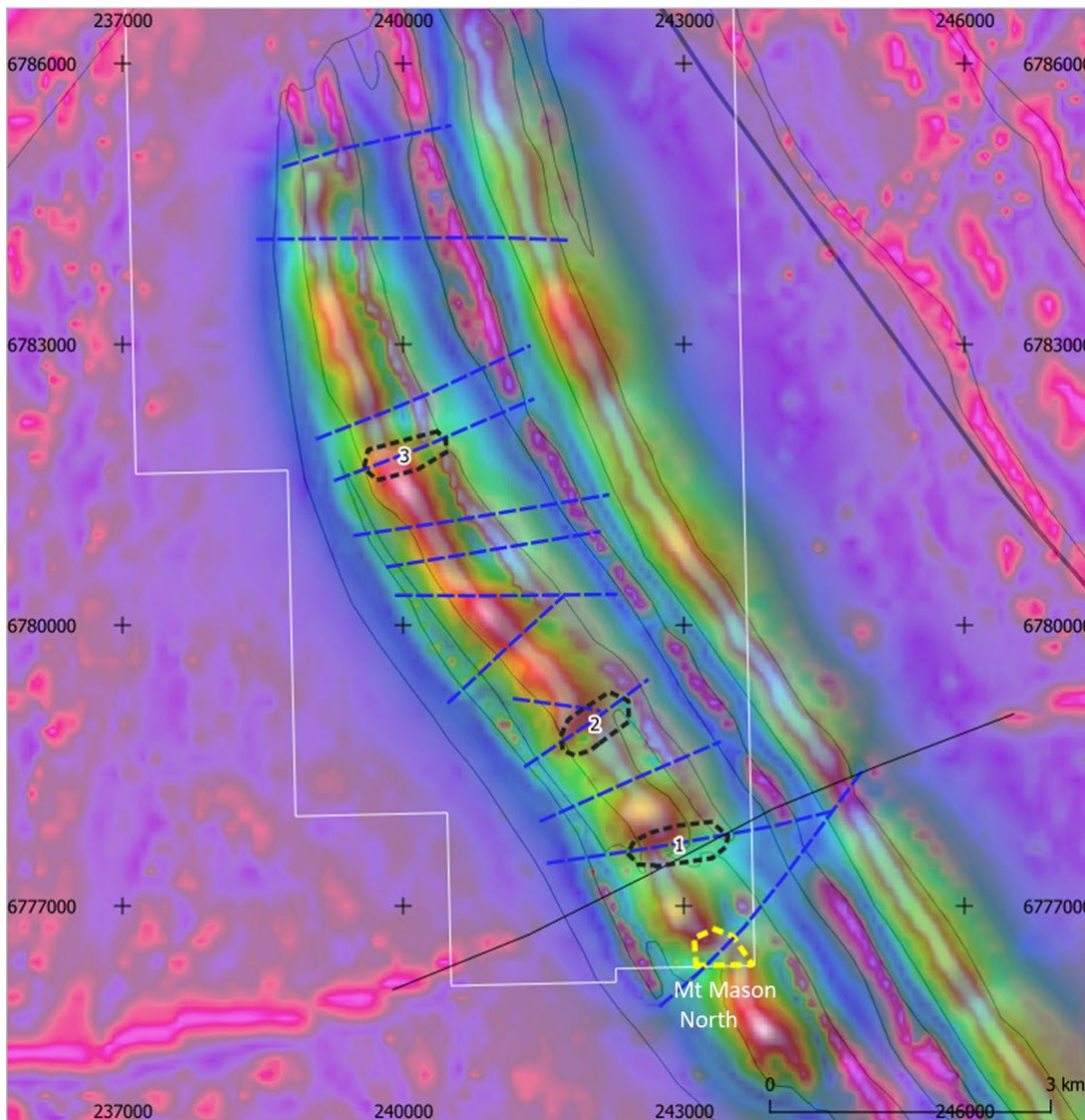


Figure 30. Ground Magnetic data interpretation showing interpreted fault planes.

The drillholes for DSO were planned on the basis of rock chip sampling observations, assays and ground magnetic interpretation. Most of the drillholes are testing the possible fault planes and exposed DSO mineralisation. The location of drillholes is given seen in figure 31. The

For personal use only

**OPERATIONS REPORT (continued)**

samples of the drilling campaign were sent to SGS lab for assay. The results did not return major hematite occurrences.

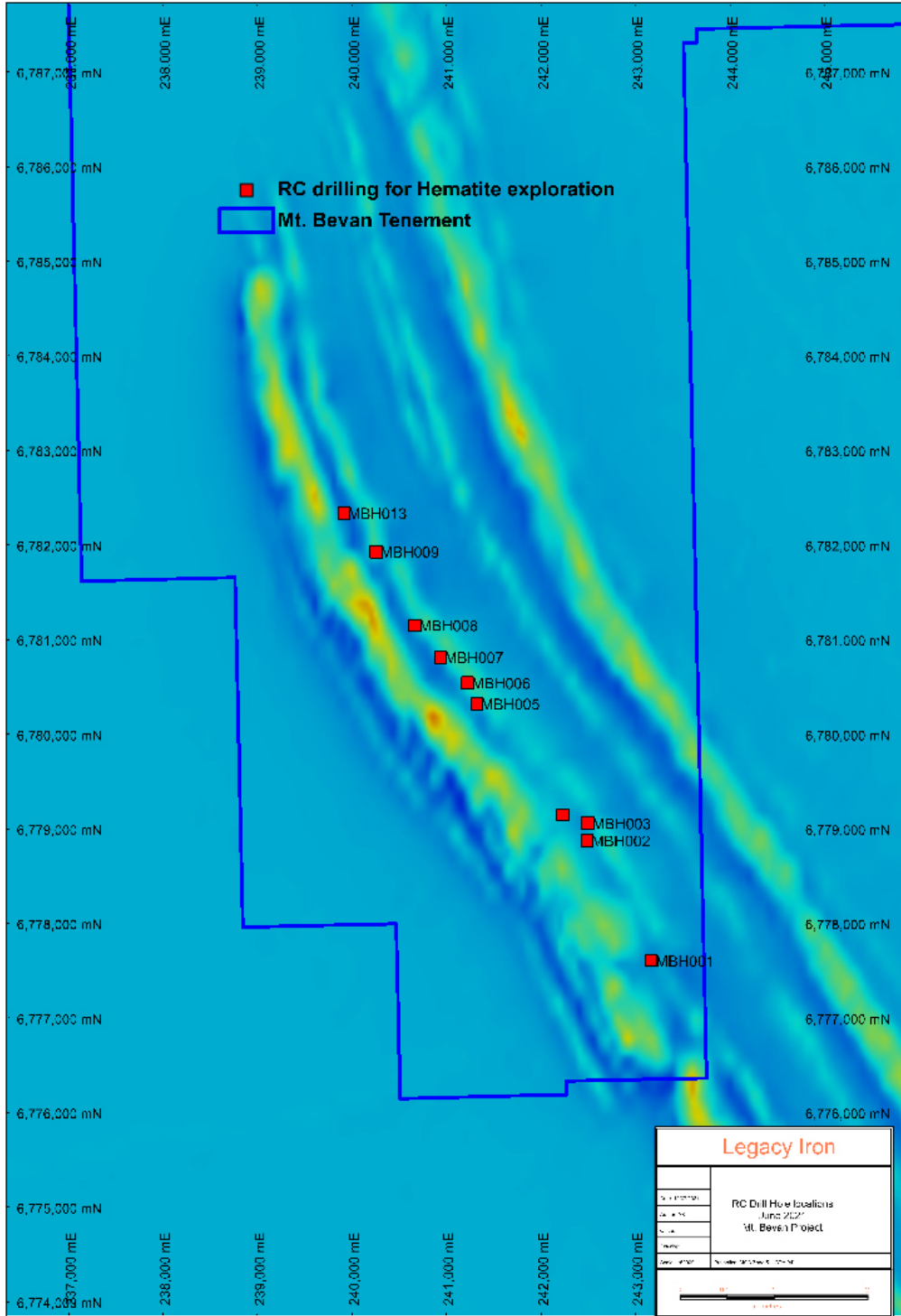


Figure 31 Drillholes over interpreted fault lines

For personal use only

## OPERATIONS REPORT (continued)

### *Downhole Electromagnetic Survey:*

MBH011 was drilled to 123m as a stratigraphic hole. No significant sulphides were intersected in the hole. However, Hole MBH011 intersected a thin zone of ultramafic unit (peridotite) from 41m to 43m based on the logging. It was then recommended for DHEM survey to detect any nickel sulphides in proximity to drillhole MBH011.

The DHEM survey was completed from 5m to 113m on 30 July 2021 by Vortex Geophysics. No anomalous response consistent with a confined bedrock conductive source was identified in proximity to Hole MBH011.

A strong anomalous response was observed on the top section (0m to 20m) in all three components. This coincides with a strong magnetic response. Newexco interpreted that this strong response is interpreted to be caused by the transmitter loop and/or magnetic materials at the surface.

Several weak and high frequency responses were observed at a downhole depth of 42m, 80-85m and between 102.5m to 110m. These responses coincide with changes in the magnetic response measured by the DHEM probe in the hole. Newexco interpreted that these weak and high frequency responses are interpreted to be caused by geological features such as sharp contact.

Forward models were erected to see whether this DHEM survey could have detected a similar conductor to the Cathedrals style conductor (~10mx10m, 10000 Siemens with a flat lying target). The forward model response (red profiles) shows that this DHEM survey could have detected a similar target in close proximity to the drillhole (50-60m radius from drillhole).

It was concluded that no bedrock conductive source was identified in proximity to Hole MBH011 based on this survey. A weak response observed at early to mid-times corresponded with the ultramafic unit intersected in the hole. Newexco believes this weak response is interpreted to be changes in the geology rather than from a confined conductor.

### OPERATIONS REPORT (continued)

**Geological Traversing and Rock Chip Sampling for Lithium Exploration:**

During the month of December 2021, the area of interest for Lithium exploration was traversed and 15 no. of rock chip samples were collected from the area. The rock chip samples taken during the visit are shown in figure 32.

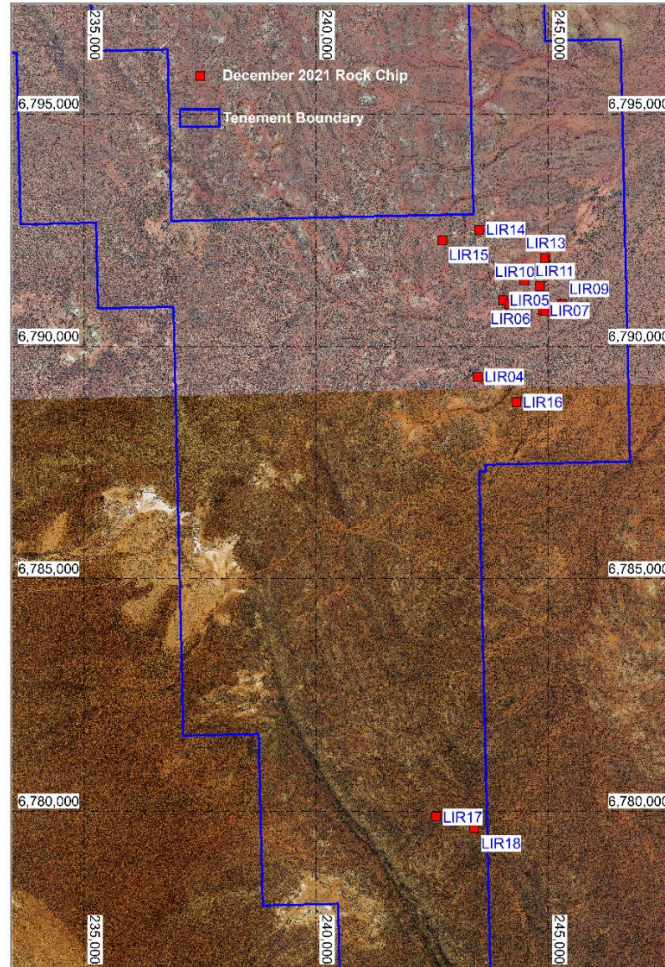


Figure 32. Rock chip samples collected December 2021

**Next Steps:**

- Geological mapping of area prospective for Lithium and Nickel exploration.
- Possible RAB drilling in the northern part of the tenement prospective for Nickel mineralisation.

**Competent Person’s Statement:**

*The information in this report that relates to Exploration Results is based on information compiled by Colin Earl who is a member of AIG and employee of Legacy Iron Ore Limited. Mr. Earl has sufficient experience which is relevant to the style of mineralisation and type of deposit under consideration and to the activity which he is undertaking to qualify as a Competent Person as defined in the 2012 Edition of the “Australasian Code for Reporting of Exploration Results, Mineral Resources and Ore Reserves”. Mr. Earl consents to the inclusion in this report of the matters based on his information in the form and the context in which it appears.*

For personal use only

## DIRECTORS' REPORT

The Directors present their report on the performance of the Company for the year ended 31 March 2022.

### 1. DIRECTORS

The names of Directors in office during the whole of the year and up to the date of this report unless otherwise stated:

Mr Sumit Deb (Non-Executive Chairman)  
Mr Rakesh Gupta (Chief Executive Officer and Executive Director)  
Mr Devanathan Ramachandran (Non-Executive Director)  
Mr Amitava Mukherjee (Non-executive Director)  
Mr Alok Kumar Mehta (Non-executive Director resigned 5 October 2021)  
Mr Somnath Nandi (Non-Executive Director appointed 25 November 2021)

### 2. COMPANY SECRETARY

Mr Benjamin Donovan holds the position of Company Secretary.

### 3. PRINCIPAL ACTIVITIES

The principal activities of the Company during the year were the exploration and evaluation of the Company's gold, iron ore, base metal, and tungsten assets.

### 4. REVIEW OF OPERATIONS

During the year the Company continued to explore its projects with a focus on maintaining a disciplined approach to exploration.

The Company has a strong financial position as at 31 March 2022 and has adequate funds on hand to cover the funding requirements for the next 2 years. The Company remains solvent and adequately funded for its operations in the medium term.

### 5. OPERATING RESULTS

The Company incurred a loss after income tax of \$ 1,009,038 for the year ended 31 March 2022 (31 March 2021: Loss of \$ 693,132).

The Company had cash funds on hand of \$ 490,832 at 31 March 2022 (31 March 2021: \$ 9,707,982) and term deposits classified as financial assets of \$6,000,000 (31 March 2021: nil)

### 6. DIVIDENDS PAID OR RECOMMENDED

The Directors do not recommend the payment of a dividend and no amount has been paid or declared by way of a dividend to the date of this report.

### 7. SIGNIFICANT CHANGES IN STATE OF AFFAIRS

Other than the matters outlined in Section 4 above, no significant changes in the Company's state of affairs occurred during the financial year.

### 8. AFTER BALANCE DATE EVENTS

The Company has signed a Joint Venture Agreement during April 2022, with Hancock Magnetite Holdings Pty Ltd, a subsidiary of Hancock Prospecting Pty Ltd in relation to the Mt Bevan magnetite project.

Other than what has been reported above, there are no other matters or circumstance that have arisen since 31 March 2022 that have significantly affected, or may significantly affect:

- (a) the Company's operations in the future financial years; or
- (b) the results of those operations in future financial years; or
- (c) the Company's state of affairs in future financial years.

**DIRECTORS' REPORT (continued)****9. FUTURE DEVELOPMENTS, PROSPECTS AND BUSINESS STRATEGIES**

The Company will continue its mineral exploration activity on its exploration projects with the object of identifying commercial resources. The main area of focus will be the ongoing development of the existing projects of the Company.

**10. INFORMATION ON DIRECTORS AND COMPANY SECRETARY**

<b><u>Mr. S. Deb</u></b>	Non-Executive Chairman
<b>Qualifications</b>	Degree in Mechanical Engineering from Orissa University of Agriculture & Technology, Bhubaneswar.
<b>Experience</b>	Mr Deb is the Chairman cum Managing Director of NMDC Ltd.  Mr Deb is a graduate in Mechanical Engineering from Orissa University of Agriculture and Technology, Bhubaneshwar. Prior to his appointment as Chairman of NMDC, he was Director (Personnel) and responsible for various functions of Personnel & Admin, Human Resource Development, Law, and Corporate Communications of NMDC Ltd.  Prior to NMDC, he was with Rashtriya Ispat Nigam Limited (RINL) where he worked for 25 years gaining experience in the steel industry.  Mr Deb also has significant experience in the marketing and distribution of steel and iron ore, sponge iron, pellets and diamonds.
<b>Other Directorships</b>	NMDC Limited, NMDC-CMDC Limited, NMDC CSR Foundation.
<b>Interest in Shares and Options</b>	NIL.
<b>Special Responsibilities</b>	Member and Chairman of the Remuneration Committee
<b><u>Mr Rakesh Gupta</u></b>	Executive Director and Chief Executive Officer
<b>Qualifications</b>	Mr Gupta is an experienced mining engineer with a high level of engineering and project management skills acquired within both national and international settings and various commodities and sizes.
<b>Experience</b>	From 2011 to prior to joining the Company, Mr Gupta worked at BHP Billiton Iron Ore in mine planning, and has performed a key role in future mine strategic replacement projects and in the development of the life of asset plans for corporate alignment process, including being responsible for framing the case scenarios and development of the current and future iron ore mine plans.  Mr Gupta also brings with him significant skills in pre-feasibility and feasibility studies, having worked at AMEC Minproc and SRK Consulting for several years, including assisting FMG (Iron ore Project) in the preparation of its long term strategic mine plan for the Chichester 90 mtpa (Cloudbreak and Christmas Creek operation), and he also worked for Barrick Gold, Australia for a brief period.  From 2003 to 2006 he served Ararat Gold Recovery Company, Armenia as a Technical Services Manager.
<b>Other Directorships</b>	NIL in the last 3 years.
<b>Interest in Shares and Options</b>	2,625,000 Fully Paid Ordinary Shares
<b>Special Responsibilities</b>	Member of the Nomination Committee and the Remuneration Committee.

**DIRECTORS' REPORT (continued)****10. INFORMATION ON DIRECTORS AND COMPANY SECRETARY (continued)****Mr Devanathan Ramachandran**

Non-Executive Director

**Qualifications**

Master of Business Administration, Australian Graduate School of Management, Sydney; a Master of Science, Virginia Polytechnic Institute and State University, USA; and a Bachelor of Technology (Honours), Indian Institute of Technology, India.

**Experience**

Mr Ramachandran has approximately 30 years of wide-ranging experience in global mining and fertilizer industries. He has acquired hands-on business expertise across a variety of mineral commodities and cultures working in corporate, technical and operational roles in global leaders such as BHP Billiton, Rio Tinto and Vale.

Holding extensive business development experience ranging from identification and evaluation of investment opportunities through due diligence and post-merger integration, Mr Ramachandran has a proven track record in large investments in mining and fertilizer industries often with significant rail, port, power and other infrastructure.

**Other Directorships**

NIL in the last 3 years.

**Interest in Shares and Options**

NIL

**Special Responsibilities**

Member of the Audit and Risk Committee.

**Mr Amitava Mukherjee**

Non-Executive Director

**Qualifications**

Cost Accountant and Master of Commerce Degree from Guru Ghasi Das University, Bilaspur

**Experience**

Shri Amitava Mukherjee currently serves as the Director (Finance) of NMDC Limited.

Shri Mukherjee is an accountant holding a Master of Commerce Degree from Guru Ghasi Das University, Bilaspur, and belongs to the 1995 batch of Indian Railway Accounts Services (IRAS).

Prior to joining NMDC as finance director, he held the post of General Manager (Finance) in Rail Vikas Nigam Limited (RVNL) for approximately 3 years. During his tenure in IRAS, he held various key positions in the Eastern Railways from 1997 to 2016.

He has also worked in Indian Oil Corporation Limited as Accounts Officer from 1994-1997. He was also nominated by Railway Board to various Task Groups for Centralised Applications of Finance & Accounts department of Indian Railways.

**Other Directorships**

NMDC Limited.

**Interest in Shares and Options**

NIL.

**Special Responsibilities**

Chairman of the Audit and Risk Committee and a Member of the Nomination Committee.

**DIRECTORS' REPORT (continued)****10. INFORMATION ON DIRECTORS AND COMPANY SECRETARY (continued)**

<b><u>Mr Somnath Nandi</u></b>	Non-Executive Director (appointed 25 November 2021)
<b>Qualifications</b>	Mr Nandi is a graduate in Mechanical Engineering from Jalpaiguri Government Engineering College in West Bengal.
<b>Experience</b>	<p>He has also attended the Special Management Programme at IIM, Bangalore and HEC Paris, known as one of the world's best business schools, and a leader in research and education in management services.</p> <p>Prior to joining NMDC, he was posted at Kolkata as Executive Director Growth and EMD of the Steel Authority of India Limited ("SAIL").</p> <p>In 2018 he was assigned the charge of Executive Director (MM) of Durgapur Steel Plant and finally headed the Environment Management divisions of SAIL at Kolkata in 2019.</p> <p>He has significant experience in the Steel industry in the areas of manufacturing, engineering, operations, planning and strategy, and commissioning and stabilisation of new facilities.</p>
<b>Other Directorships</b>	NMDC Limited
<b>Interest in Shares and Options</b>	NIL.
<b>Special Responsibilities</b>	Member of the Audit and Risk Committee, Chairman of the Nomination Committee, and Member of the Remuneration Committee.
<b><u>Benjamin Donovan</u></b>	Company Secretary
<b>Qualifications</b>	B.Comm (Hons) ACG (CS)
<b>Experience</b>	<p>Mr Donovan is a member of Chartered Secretaries Australia and provides corporate advisory and consultancy services to a number of companies.</p> <p>Mr Donovan is currently a Director and Company Secretary of several ASX listed and public unlisted companies, and has extensive experience in listing rules, compliance and corporate governance, having served as a Senior Adviser at the Australian Securities Exchange (ASX) in Perth, including as a member of the ASX JORC Committee.</p> <p>In addition, Mr Donovan has experience in the capital markets having raised capital and assisted numerous companies on achieving a listing on ASX, as well as for a period of time, as a private client adviser at a boutique stock broking group.</p>

**DIRECTORS' REPORT (continued)****11. REMUNERATION REPORT (audited)**

This report details the nature and amount of remuneration for the Directors and other key management personnel of Legacy Iron Ore Limited.

**Non-Executive Director Remuneration Policy**

The key principle underpinning Non-Executive Director remuneration is the need to attract skilled and experienced Directors to direct the current business and into the future. The Board's policy is to periodically review its approach to Non-Executive Director remuneration and seek independent advice if needed to ensure its Non-Executive Directors' fees remain competitive with other similarly sized mining exploration companies listed on the ASX. The Board also periodically reviews its policies to ensure these are in line with best practice and follow principles of good corporate governance.

**Remuneration Consultants**

The Company does not engage the services of any remuneration consultants.

**Non-Executive Director Fees**

Total fees are set within the maximum aggregate amount approved by shareholders at the November 2011 Annual General Meeting, being in aggregate \$500,000. Currently Non-Executive Directors receive a fixed fee for their services as a Director and do not receive additional committee fees or other payments for additional services.

There is no direct link between remuneration paid to the Non-Executive Directors and corporate performance such as bonus payments for achievement of certain key performance indicators.

There are no retirement benefits for Non-Executive Directors.

In addition to these fees, Non-Executive Directors are entitled to reimbursement of reasonable travel, accommodation and other expenses incurred attending meetings of the Board, committees or shareholders, or while engaged on the Company's business.

It is noted that the Non-Executive Directors appointed by NMDC Limited, (Messrs Deb, Mukherjee and Nandi) have informed the Company to waive their director fees.

The total remuneration paid to, or in respect of, each Non-Executive Director during the financial year is set out in this report.

**Executive Remuneration Policy**

The Company's Remuneration Policy aims to reward executives fairly and responsibly in accordance with the Australian market and ensure that the Company:

- Provides competitive rewards that attract, retain and motivate executives of the highest calibre;
- Structures remuneration at a level that reflects the executive's duties and accountabilities and is competitive within Australia;
- Aligns executive incentive rewards with the creation of value for shareholders; and
- Complies with applicable legal requirements and appropriate standards of governance.

**Voting and Comments made at the Company's 2021 Annual General Meeting**

The Company received 33.11% of "votes cast as no" votes on its remuneration report for the 2021 financial year. As result, the Company received its first strike under the 2 strikes policy.

**DIRECTORS' REPORT (continued)****11. REMUNERATION REPORT (audited) (continued)****Details of Directors and Other Key Management Personnel***(i) Directors*

Mr Sumit Deb (Non-Executive Chairman)  
 Mr Rakesh Gupta (Chief Executive Officer)  
 Mr Devanathan Ramachandran (Non-Executive Director)  
 Mr Amitava Mukherjee (Non-executive Director)  
 Mr Somnath Nandi (Non-executive Director appointed 25 November 2021)  
 Mr Alok Kumar Metha (Non-executive Director resigned 5 October 2021)

References in this report to Key Management Personnel include directors and other key management personnel.

**Company Performance and Shareholder Wealth and Directors' and Executives' Remuneration**

No options were issued to key management personnel during the year.

In considering the Company's performance and benefits for shareholder wealth, the Board have regard to the following indices in respect of the current financial year and the previous four financial years:

	2022 (12 months)	2021 (12 months)	2020 (12 months)	2019 (12 months)	2018 (12 months)
Loss per share (cents)	(0.02)	(0.01)	(0.04)	(0.06)	(0.06)
Net loss (\$)	(1,009,038)	(693,132)	(895,497)	(816,502)	(882,506)
Share price	1.9 cents	1.4 cents	0.2 cents	0.3 cents	0.5 cents
Dividends	Nil	Nil	Nil	Nil	Nil

However, given the nature and stage of the Company's operations being exploration and evaluation activities, the Board has not linked any performance to milestones.

**Options**

To provide further goal congruence between shareholders and key management personnel (KMP), the Company has, at times, issued options to key management personnel. No options have been issued to key management personnel during the year ended 31 March 2022. There are no current plans to issue any options.

The Company has no other policy for other short term or long-term incentive bonuses or other benefits.

## DIRECTORS' REPORT (continued)

## 11. REMUNERATION REPORT (audited) (continued)

## Details of Remuneration for Year Ended 31 March 2022

The remuneration for key management personnel of the Company during the year was as follows:

31 March 2021	Short Term Benefits			Share-Based Payments		Post Employment Benefits	Other Long Term			Value of options/ performance shares as a proportion of remuneration
	Salary, Fees and Commissions	Non-Cash Benefits	Short term incentive	Shares	Options	Superannuation Contribution	Annual/Long Serv. Leave	Termination Benefits	Total	
Name	₹	₹	₹	₹	₹	₹	₹	₹	₹	%
Sumit Deb	-	-	-	-	-	-	-	-	-	-
Devanathan Ramachandran	45,000	-	-	-	-	-	-	-	45,000	-
Amitava Mukherjee	-	-	-	-	-	-	-	-	-	-
Alok Kumar Mehta	-	-	-	-	-	-	-	-	-	-
Somnath Nandi	-	-	-	-	-	-	-	-	-	-
Rakesh Gupta	228,114	17,091	-	-	-	22,230	22,323	-	289,758	-
<b>Total</b>	<b>273,114</b>	<b>17,091</b>	<b>-</b>	<b>-</b>	<b>-</b>	<b>22,230</b>	<b>22,323</b>	<b>-</b>	<b>334,758</b>	<b>-</b>

## Details of Remuneration for Year Ended 31 March 2021

The remuneration for key management personnel of the Company during the year was as follows:

31 March 2021	Short Term Benefits			Share-Based Payments		Post Employment Benefits	Other Long Term			Value of options/ performance shares as a proportion of remuneration
	Salary, Fees and Commissions	Non-Cash Benefits	Short term incentive	Shares	Options	Superannuation Contribution	Annual/Long Serv. Leave	Termination Benefits	Total	
Name	₹	₹	₹	₹	₹	₹	₹	₹	₹	%
Sumit Deb	-	-	-	-	-	-	-	-	-	-
N.B. Kumar	-	-	-	-	-	-	-	-	-	-
Devanathan Ramachandran	45,000	-	-	-	-	-	-	-	45,000	-
Amitava Mukherjee	-	-	-	-	-	-	-	-	-	-
Alok Kumar Mehta	-	-	-	-	-	-	-	-	-	-
Rakesh Gupta	225,114	12,001	-	-	-	21,386	40,232	-	298,733	-
<b>Total</b>	<b>270,114</b>	<b>12,001</b>	<b>-</b>	<b>-</b>	<b>-</b>	<b>21,386</b>	<b>40,232</b>	<b>-</b>	<b>343,733</b>	<b>-</b>

**DIRECTORS' REPORT (continued)****11. REMUNERATION REPORT (audited) (continued)**

The Non-Executive Directors appointed by NMDC Limited, (Messrs Deb, Mukherjee, Mehta and Nandi) have informed the Company to waive their director fees.

**SHARE BASED COMPENSATION****Options Issued as Part of Remuneration**

There were no options issued as part of remuneration for the year ended 31 March 2022 (year ended 31 March 2021: Nil).

No options issued to key management personnel were exercised during the year ended 31 March 2022 (year ended 31 March 2021: NIL).

**SERVICE AGREEMENT****Chief Executive Officer – Mr Rakesh Gupta**

Effective 21 January 2015, Mr Rakesh Gupta was contracted to provide the services of a chief executive officer for \$250,000 pa including superannuation. He is entitled to the use of a company car and other normal entitlements for such a position. Each party may give the other party one month's written notice to terminate the agreement.

Effective 1 April 2019, Mr Gupta's contract was amended to provide the services of a chief executive officer for \$253,500 pa including a salary of \$246,500 inclusive of superannuation, plus he is entitled to \$7,000 other normal entitlements for such a position, with each party required to give the other party one month's written notice to terminate the agreement. In addition to this effective 1 April 2020, he is entitled to medical expenses reimbursements as per the company policy.

**DIRECTORS' REPORT (continued)****11. REMUNERATION REPORT (audited) (continued)****Ordinary Shareholdings**

Number of ordinary shares held directly, indirectly or beneficially by Directors and other Key Management Personnel as at 31 March 2022:

31 March 2022	Balance at 31 March 2021 No	Balance on appointment No	Received as Compensation No	Net Change Other No	Balance 31 March 2022 No
Sumit Deb	-	-	-	-	-
Devanathan Ramachandran	-	-	-	-	-
Amitava Mukherjee	-	-	-	-	-
Alok Kumar Mehta	-	-	-	-	-
Somnath Nandi	-	-	-	-	-
Rakesh Gupta	500,000	-	-	2,125,000*	2,625,000
<b>Total</b>	<b>500,000</b>			<b>2,125,000</b>	<b>2,625,000</b>

\* Includes holdings held through spouse as a related party

Number of ordinary shares held directly, indirectly or beneficially by Directors and other Key Management Personnel as at 31 March 2021:

31 March 2021	Balance at 31 March 2020 No	Balance on appointment No	Received as Compensation No	Net Change Other No	Balance 31 March 2021 No
Sumit Deb	-	-	-	-	-
N.B. Kumar	-	-	-	-	-
Devanathan Ramachandran	-	-	-	-	-
Amitava Mukherjee	-	-	-	-	-
Alok Kumar Mehta	-	-	-	-	-
Tanugula Rama Kishan Rao	-	-	-	-	-
Rakesh Gupta	2,418,810	-	-	(1,918,810)	500,000
<b>Total</b>	<b>2,418,810</b>			<b>(1,918,810)</b>	<b>500,000</b>

**Option Holdings**

No options were held by Key Management Personnel as at 31 March 2022 (as at 31 March 2021: Nil)

**Loans to Key Management Personnel**

There were no loans made to key management personnel during the year.

END OF THE AUDITED REMUNERATION REPORT

**DIRECTORS' REPORT (continued)****12. MEETINGS OF DIRECTORS**

During the financial year, 4 directors' meetings were held. Attendances by each director during the year were as follows:

Director	Directors' Meetings	
	Number Eligible to Attend	Meetings Attended
Sumit Deb	6	6
Devanathan Ramachandran	6	6
Amitava Mukherjee	6	6
Alok Kumar Mehta	3	3
Rakesh Gupta	6	6
Somnath Nandi	2	2

The above does not include circular resolutions of the Board.

There were 2 audit committee meetings held during the year. Given the size of the Company, the Board as a whole reviewed matters relating to nomination and remuneration matters as indicated below.

Director	Audit		Nomination and Remuneration	
	Eligible to attend	Attended	Eligible to attend	Attended
Sumit Deb	2	2	-	-
Devanathan Ramachandran	2	2	-	-
Amitava Mukherjee	2	2	-	-
Alok Kumar Mehta	1	1	-	-
Rakesh Gupta	2	2	-	-
Somnath Nandi	-	-	-	-

**13. INDEMNIFYING OFFICERS AND AUDITORS**

In accordance with the constitution, except as may be prohibited by the Corporations Act 2001, every Director, Principal Executive Officer, Secretary of the Company or auditor of the Company shall be indemnified out of the property of the Company against any liability incurred by him/her in his/her capacity as Director, Principal Executive Officer or Secretary of the Company or any related corporation in respect of any act or omission whatsoever and howsoever occurring or in defending any proceedings, whether civil or criminal. During the year, the Company paid a premium to insure the Directors and Secretary of the Company. The terms of the contract of insurance prohibit disclosure of the premium paid and nature of liabilities covered.

**14. PROCEEDINGS ON BEHALF OF THE COMPANY**

No person has applied for leave of Court to bring proceedings on behalf of the Company or intervene in any proceedings to which the Company is a party for the purpose of taking responsibility on behalf of the Company for all or any part of those proceeding. The Company was not a party to any such proceedings during the year, other than that has been previously disclosed.

**DIRECTORS' REPORT (continued)****15. OPTIONS****Unissued Shares under Option**

At the date of this report, there are 3,000,000 options on issue at a strike price of \$0.04 expiring on 1 March 2023. These options were issued to EverBlu Capital in connection with a placement issue announced in March 2021 (As at 31 March 2021: 3,000,000).

**Details of Shares Issued During or Since Year End as a Result of Exercise of Options**

No shares have been issued during the year or since the year ended 31 March 2022 as a result of the exercise of options. No amounts are unpaid on any of the shares.

**16. ENVIRONMENTAL ISSUES**

The Company is subject to significant environmental regulation in respect of its exploration activities. The Company aims to ensure the appropriate standard of environmental care is achieved, and in doing so, that it is aware of and is in compliance with all environmental legislation. The directors of the Company are not aware of any breach of environmental legislation for the year under review.

**17. AUDITOR'S INDEPENDENCE DECLARATION**

The auditor's independence declaration for the year ended 31 March 2022 has been received.

**18. NON AUDIT SERVICES**

During the year, HLB Mann Judd did not provide any non-audit services to the Company.

This report is made in accordance with a resolution of the Board of Directors.



---

**Rakesh Gupta**  
**Chief Executive Officer**

29/06/2022



## AUDITOR'S INDEPENDENCE DECLARATION

As lead auditor for the audit of the financial report of Legacy Iron Ore Limited for the year ended 31 March 2022, I declare that to the best of my knowledge and belief, there have been no contraventions of:

- a) the auditor independence requirements of the *Corporations Act 2001* in relation to the audit; and
- b) any applicable code of professional conduct in relation to the audit.

Perth, Western Australia  
29 June 2022

A handwritten signature in blue ink, appearing to read 'M R Ohm'.

M R Ohm  
Partner

**hlb.com.au**

**HLB Mann Judd (WA Partnership) ABN 22 193 232 714**

Level 4, 130 Stirling Street, Perth WA 6000 / PO Box 8124 Perth BC WA 6849

**T:** +61 (0)8 9227 7500 **E:** mailbox@hlbwa.com.au

Liability limited by a scheme approved under Professional Standards Legislation.

HLB Mann Judd (WA Partnership) is a member of HLB International, the global advisory and accounting network.

For personal use only

**STATEMENT OF PROFIT OR LOSS AND OTHER COMPREHENSIVE INCOME  
FOR THE YEAR ENDED 31 March 2022**

	Note	31 March 2022 \$	31 March 2021 \$
Other income	3	34,601	321,123
Compliance and regulatory expenses		(99,373)	(87,684)
Depreciation and amortisation	4,12,13	(82,504)	(51,752)
Key management personnel remuneration	4	(235,708)	(245,133)
Employee benefit expense		(347,602)	(338,576)
Exploration expenditure expensed	4	(3,892)	(2,073)
Occupancy expenses	4	(72,491)	(72,102)
Legal expenses		-	(14,656)
Other expenses		(116,119)	(107,037)
Corporate services	4	(82,519)	(90,356)
Finance expense	4	(3,431)	(4,886)
Loss before income tax		(1,009,038)	(693,132)
Income tax	5	-	-
Loss for the year		(1,009,038)	(693,132)
<b>Other Comprehensive Income/(Loss)</b>			
<i>Items that may be reclassified to profit or loss</i>			
Changes in the fair value of financial assets at fair value through OCI, net of tax	11	389,825	(293,112)
<i>Items that will not be reclassified to profit or loss</i>		-	-
<b>TOTAL COMPREHENSIVE LOSS FOR THE YEAR</b>		<b>(619,213)</b>	<b>(986,244)</b>
Basic (loss) per share	6	(0.02) cents	(0.01) cents

The accompanying notes form part of these financial statements.

**STATEMENT OF FINANCIAL POSITION**  
**AS AT 31 March 2022**

	Note	31 March 2022 \$	31 March 2021 \$
<b>Assets</b>			
<b>Current Assets</b>			
Cash and Cash Equivalents	9	490,832	9,707,982
Other Receivables and Prepayments	10	135,684	130,771
Other Financial Assets	11	7,018,575	628,750
<b>TOTAL CURRENT ASSETS</b>		<b>7,645,091</b>	<b>10,467,503</b>
<b>Non-Current Assets</b>			
Other Financial Assets	11	66,549	66,635
Plant and Equipment	12	30,308	25,978
Right-of-use assets	13	21,147	63,441
Exploration and Evaluation Expenditure	14	15,843,767	13,584,424
<b>TOTAL NON CURRENT ASSETS</b>		<b>15,961,771</b>	<b>13,740,478</b>
<b>TOTAL ASSETS</b>		<b>23,606,862</b>	<b>24,207,981</b>
<b>Liabilities</b>			
<b>Current Liabilities</b>			
Trade and Other Payables	15	82,362	138,762
Employee Benefits	16	128,284	88,044
Lease Liabilities	13	24,002	46,757
<b>TOTAL CURRENT LIABILITIES</b>		<b>234,648</b>	<b>273,563</b>
<b>Non-Current Liabilities</b>			
Employee Benefits	16	55,879	26,011
Lease Liabilities	13	-	22,859
<b>TOTAL NON-CURRENT LIABILITIES</b>		<b>55,879</b>	<b>48,870</b>
<b>TOTAL LIABILITIES</b>		<b>290,527</b>	<b>322,433</b>
<b>NET ASSETS</b>		<b>23,316,335</b>	<b>23,885,548</b>
<b>Equity</b>			
Issued Capital	17	66,996,246	66,946,246
Reserves	18	17,533,202	17,143,377
Accumulated Losses		(61,213,113)	(60,204,075)
<b>TOTAL EQUITY</b>		<b>23,316,335</b>	<b>23,885,548</b>

The accompanying notes form part of these financial statements.

**STATEMENT OF CHANGES IN EQUITY  
FOR THE YEAR ENDED 31 March 2022**

	Note	Ordinary Share Capital \$	Share Based Payment Reserve \$	Option Premium Reserve \$	Financial Assets Reserve \$	Accumulated Losses \$	Total \$
<b>BALANCE AT 31 MARCH 2020</b>		<b>64,036,737</b>	<b>16,242,084</b>	<b>90,539</b>	<b>1,068,875</b>	<b>(59,510,943)</b>	<b>21,927,292</b>
Loss for the year		-	-	-	-	(693,132)	(693,132)
Other comprehensive loss	18	-	-	-	(293,112)	-	(293,112)
Total comprehensive income/ (loss) for the year		-	-	-	(293,112)	(693,132)	(986,244)
Shares issued during the year	17	3,150,000	-	-	-	-	3,150,000
Transaction costs relating to shares issued	17	(240,491)	-	34,991	-	-	(205,500)
<b>BALANCE AT 31 March 2021</b>		<b>66,946,246</b>	<b>16,242,084</b>	<b>125,530</b>	<b>775,763</b>	<b>(60,204,075)</b>	<b>23,885,548</b>
Loss for the year		-	-	-	-	(1,009,038)	(1,009,038)
Other comprehensive income	18	-	-	-	389,825	-	389,825
Total comprehensive income/ (loss) for the year		-	-	-	389,825	(1,009,038)	(619,213)
Shares issued during the year	17	50,000	-	-	-	-	50,000
Transaction costs relating to shares issued	17	-	-	-	-	-	-
<b>BALANCE AT 31 March 2022</b>		<b>66,996,246</b>	<b>16,242,084</b>	<b>125,530</b>	<b>1,165,588</b>	<b>(61,213,113)</b>	<b>23,316,335</b>

The accompanying notes form part of these financial statements.

**STATEMENT OF CASH FLOWS  
FOR THE YEAR ENDED 31 March 2022**

	Note	31 March 2022 \$	31 March 2021 \$
<b>Cash Flows from Operating Activities</b>			
Payment to suppliers and employees		(896,516)	(960,625)
Interest received		23,776	84,346
Finance costs paid		(3,431)	(4,886)
Cashflow boost received		-	100,000
Dividend from other current financial asset		-	198,521
<i>Net cash flows (used in) operating activities</i>	24	(876,171)	(582,644)
<b>Cash Flows from Investing Activities</b>			
Payments for exploration and evaluation		(2,367,939)	(2,126,418)
Proceeds from security deposits		(600)	-
Proceeds from other current financial asset		-	310,488
Purchase of fixed assets		(44,540)	(28,440)
Receipt of cash call from joint venture participant		117,714	42,000
Reclassification of term deposits from Cash and Cash Equivalents to Financial Assets		(7,000,000)	-
Proceeds from redeemed term deposit		1,000,000	-
<i>Net cash flows (used in) investing activities</i>		(8,295,365)	(1,802,370)
<b>Cash Flows from Financing Activities</b>			
Payment for lease liability	13	(45,614)	(65,849)
Proceeds from Capital Raise (Placement/Rights)		-	3,150,000
Payment for capital raising costs		-	(205,502)
<i>Net cash flows provided by / (used in) financing activities</i>		(45,614)	2,878,649
<b>Net Increase / (Decrease) in Cash and Cash Equivalents</b>		(9,217,150)	493,635
<b>Cash and Cash Equivalents at the Beginning of Year</b>		9,707,982	9,214,347
<b>Cash and Cash Equivalents at the End of Year</b>	9	<b>490,832</b>	<b>9,707,982</b>

Payments for exploration and evaluation includes capitalised employee costs.

The accompanying notes form part of these financial statements.

## NOTES TO THE FINANCIAL STATEMENTS FOR THE YEAR ENDED 31 March 2022

### 1. STATEMENT OF SIGNIFICANT ACCOUNTING POLICIES

This financial report is for the financial year of twelve months ended 31 March 2022. Legacy Iron Ore Limited is an entity domiciled in Australia and the address of the registered office is 6<sup>th</sup> Floor, 200 Adelaide Terrace, East Perth WA 6004. The Company is primarily involved in mineral exploration.

Legacy Iron Ore Limited is a subsidiary company of NMDC Limited, a listed Public Sector Enterprise in India.

#### Basis of Preparation

The financial report is a general purpose financial report which has been prepared in accordance with Australian Accounting Standards, Australian Accounting Interpretations, other authoritative pronouncements of the Australian Accounting Standards Board (AASB) and the *Corporations Act 2001*. The Company is a for-profit entity for financial reporting purposes under Australian Accounting Standards.

Australian Accounting Standards set out accounting policies that the AASB has concluded would result in financial statements containing relevant and reliable information about transactions, events and conditions. Compliance with Australian Accounting Standards ensures that the financial statements and notes also comply with International Financial Reporting Standards as issued by the IASB. Material accounting policies adopted in the preparation of these financial statements are presented below and have been consistently applied unless stated otherwise.

The financial report is presented in Australian dollars, which is the company's functional currency.

Except for cash flow information, the financial report has been prepared on an accruals basis and is based on historical costs, modified, where applicable, by the measurement at fair value of selected non-current assets and share-based payments.

#### (a) Income Tax

The income tax expense/(revenue) for the year comprises current and deferred taxation. Income tax is recognised in the Statement of Profit or Loss, except to the extent that it relates to items recognised directly in equity, in which case it is recognised in equity.

Current tax is the expected tax payable on the taxable income for the year, using tax rates enacted or substantially enacted at the balance sheet date. Deferred tax is provided using the balance sheet method, providing for temporary differences between the carrying amounts of assets and liabilities for reporting purposes and the amounts used for taxation purposes.

Temporary differences are not provided for where the initial recognition of assets and liabilities affects neither accounting nor taxable profit. The amount of deferred tax provided is based on the expected manner of realisation or settlement of the carrying amounts of assets and liabilities using tax rates enacted or substantially enacted at the balance sheet date.

A deferred tax asset is recognised only to the extent that it is probable that future taxable profits will be available against which the asset can be utilised. Deferred tax assets are reduced to the extent that it is no longer probable that the related tax benefit will be realised.

#### (b) Plant and Equipment

Plant and equipment are measured on the cost basis. The carrying amount of plant and equipment is reviewed annually by Directors to ensure it is not in excess of the recoverable amount from these assets. The recoverable amount is assessed on the basis of the expected net cash flows that will be received from the assets employment and subsequent disposal. The expected net cash flows have been discounted to their present values in determining recoverable amounts.

**NOTES TO THE FINANCIAL STATEMENTS  
FOR THE YEAR ENDED 31 March 2022 (continued)**

**1. STATEMENT OF SIGNIFICANT ACCOUNTING POLICIES (continued)**

**(b) Plant and Equipment (continued)**

The cost of plant and equipment includes expenditure that is directly attributable to the acquisition of the items. Repairs and maintenance are charged to the Statement of Profit or Loss during the financial period in which they are incurred.

**Depreciation**

The depreciable amount of all fixed assets including capitalised leased assets, is depreciated on a straight-line basis over their useful lives to the Company commencing from the time the asset is held ready for use.

The depreciation rates used for each class of depreciable assets are as follows:

Computers and software	67%
Equipment	20%
Furniture and fittings	4-34%
Motor Vehicles	25%

Depreciation methods, useful lives and residual values are reviewed at each reporting date.

**(c) Exploration and Evaluation Expenditure**

Mineral tenements are carried at cost, less accumulated impairment losses. Mineral exploration and evaluation is accumulated in respect of each identifiable area of interest. These costs are only carried forward to the extent that they are expected to be recouped through the successful development of the area of interest or sale of that area of interest, or exploration and evaluation activities have not reached a stage which permits a reasonable assessment of the existence or otherwise of economically recoverable reserves and active or significant operations on or in relation to, the area of interest are continuing.

Accumulated costs in relation to an abandoned area of interest are written off in full against profit in the period in which the decision to abandon that area is made. A regular review is undertaken of each area of interest to determine the appropriateness of continuing to carry forward costs in relation to that area of interest.

**(d) Leases**

At inception of a contract, the Company assesses whether a lease exists - i.e. does the contract convey the right to control the use of an identified asset for a period of time in exchange for consideration.

This involves an assessment of whether:

- The contract involves the use of an identified asset - this may be explicitly or implicitly identified within the agreement. If the supplier has a substantive substitution right then there is no identified asset.
- The Company has the right to obtain substantially all of the economic benefits from the use of the asset throughout the period of use.
- The Company has the right to direct the use of the asset i.e. decision making rights in relation to changing how and for what purpose the asset is used.

**Accounting**

The non-lease components included in the lease agreement have been separated and are recognised as an expense as incurred.

At the lease commencement, the Company recognises a right-of-use asset and associated lease liability for the lease term. The lease term includes extension periods where it believes it is reasonably certain that the option will be exercised.

**NOTES TO THE FINANCIAL STATEMENTS  
FOR THE YEAR ENDED 31 March 2022 (continued)**

**1. STATEMENT OF SIGNIFICANT ACCOUNTING POLICIES (continued)**

**(d) Leases (continued)**

The right-of-use asset is measured using the cost model where cost on initial recognition comprises of the lease liability, initial direct costs, prepaid lease payments, estimated cost of removal and restoration less any lease incentives received.

The right-of-use asset is depreciated over the shorter of lease term or the useful economic life of the asset on a straight line basis and assessed for impairment in accordance with the impairment of assets accounting policy. The right-of-use asset is subject to the impairment requirements and is assessed for impairment indicators at each reporting date.

The lease liability is initially measured at the present value of the remaining lease payments at the commencement of the lease. The discount rate is the rate implicit in the lease, however where this cannot be readily determined then the commercial bank's borrowing rate is used.

Subsequent to initial recognition, the lease liability is measured at amortised cost using the effective interest rate method. The lease liability is remeasured whether there is a lease modification, change in estimate of the lease term or index upon which the lease payments are based (e.g. CPI) or a change in the Group's assessment of lease term.

Where the lease liability is remeasured, the right-of-use asset is adjusted to reflect the remeasurement or is recorded in the statement of profit or loss and other comprehensive income if the carrying amount of the right-of-use asset has been reduced to zero.

**(e) Financial Instruments**

**Initial Recognition and Measurement**

Financial assets and financial liabilities are recognised when the Company becomes party to the contractual provisions to the instrument. For financial assets, this is the date when the Company commits itself to either the purchase or sale of the asset (i.e. trade date accounting is adopted).

Financial instruments (except for trade receivables) are initially measured at fair value through other comprehensive income. Trade receivables are initially measured at the transaction price if the trade receivable does not contain a significant financing component or if the practical expedient was applied as specified AASB 15.63.

**Classification and Subsequent Measurement**

- (i) **Financial assets at amortised cost** - After initial measurement, such financial assets are subsequently measured at amortised cost using the effective interest rate (EIR) method. Amortised cost is calculated by considering any discount or premium on acquisition and fees or costs that are an integral part of the EIR. The EIR amortisation is included in finance income in the statement of profit or loss and other comprehensive income. This category generally applies to trade and other receivables.
- (ii) **Financial assets at fair value through profit or loss** - Financial assets at FVTPL are subsequently carried at fair value. Gains or losses arising from changes in the fair value are presented in the statement of profit or loss within other income or other expenses in the period in which they arise. Income such as interest and dividends from financial assets at FVTPL is recognised separately to gains or losses in the statement of profit or loss as part of revenue from continuing operations when the Group's right to receive payments is established.
- (iii) **Financial assets at fair value through other comprehensive income** - Financial assets classified as FVOCI are subsequently carried at fair value. Gains or losses arising from changes in the fair value are presented in other comprehensive income with the exception of impairment which is recognised in the statement of profit or loss immediately. When instruments classified as FVOCI are sold, the accumulated fair value adjustments recognised in other comprehensive income are reclassified in the statement of profit or loss.

For personal use only

**NOTES TO THE FINANCIAL STATEMENTS  
FOR THE YEAR ENDED 31 March 2022 (continued)**

**1. STATEMENT OF SIGNIFICANT ACCOUNTING POLICIES (continued)**

**(e) Financial Instruments (continued)**

**Financial Liabilities**

Non-derivative financial liabilities (excluding financial guarantees) are subsequently measured at amortised cost using the effective interest rate method. The fair value, which is determined for disclosure purposes, is calculated based on the present value of future principal and interest cash flows, discounted at the market rate of interest at the reporting date.

**Fair Value**

Fair value is determined based on current bid prices for all quoted investments. Valuation techniques are applied to determine the fair value for all unlisted securities, including recent arm's length transactions, reference to similar instruments and options pricing models.

**Impairment**

At each reporting date, the Company assesses whether there is objective evidence that a financial instrument has been impaired. A financial asset or a group of financial assets is deemed to be impaired if, and only if, there is objective evidence of impairment as a result of one or more events (a "loss event") having occurred, which has an impact on the estimated future cash flows of the financial asset(s).

In the case of financial assets at FVOCI, a significant or prolonged decline in the market value of the instrument is considered to constitute a loss event. Impairment losses are recognised in the statement of profit or loss immediately. Also, any cumulative decline in fair value previously recognised in other comprehensive income is reclassified to profit or loss at that point.

In the case of financial assets carried at amortised cost, loss events may include: indications that the debtors or a group of debtors are experiencing significant financial difficulty, default or delinquency in interest or principal payments; indications that they will enter bankruptcy or other financial reorganisation; and changes in arrears or economic conditions that correlate with defaults.

For financial assets carried at amortised cost (including loans and receivables), a separate allowance account is used to reduce the carrying amount of financial assets impaired by credit losses. After having taken all possible measures of recovery, if management establishes that the carrying amount cannot be recovered by any means, at that point the written-off amounts are charged to the allowance account or the carrying amount of impaired financial asset is reduced directly if no impairment amount was previously recognised in the allowance account.

When the terms of financial assets that would otherwise have been past due or impaired have been renegotiated, the Company recognised the impairment for such financial assets by taking into account the original terms as if the terms have not been renegotiated so that the loss events that have occurred are duly considered.

**Derecognition**

Financial assets are derecognised where the contractual rights to receipt of cash flows expires or the asset is transferred to another party whereby the Company no longer has any significant continuing involvement in the risks and benefits associated with the asset.

Financial liabilities are derecognised where the related obligations are either discharged, cancelled or expire. The difference between the carrying value of the financial liability extinguished or transferred to another party and the fair value of consideration paid, including the transfer of non-cash assets or liabilities assumed, is recognised in the profit or loss.

**NOTES TO THE FINANCIAL STATEMENTS  
FOR THE YEAR ENDED 31 March 2022 (continued)**

**1. STATEMENT OF SIGNIFICANT ACCOUNTING POLICIES (continued)**

**(f) Impairment of Non-Financial Assets**

At each reporting date, the Company reviews the carrying amounts of its tangible and intangible assets to determine whether there is any indication of impairment. If such an indication exists, the recoverable amount of the asset, being the higher of the asset's fair value less costs to sell and value in use, is compared to the asset's carrying value. Any excess of the asset's carrying value over its recoverable amount is expensed to the statement of profit or loss and other comprehensive income.

Where it is not possible to estimate the recoverable amount of an individual asset, the Company estimates the recoverable amount of the cash-generating unit to which the asset belongs.

**(g) Employee Benefits**

Provision is made for the Company's liability for employee benefits arising from services rendered by employees to balance date. Employee benefits that are expected to be settled within one year have been measured at the amounts expected to be paid when the liability is settled. Employee benefits payable later than one year have been measured at the present value of the estimated future cash outflows to be made for those benefits. Those cash flows are discounted using market yields on national government bonds with terms to maturity that match the expected timing of cash flows. In calculating the present value of future cash flows in respect of long service leave, the probability of long service leave being taken is based on historical data.

**Equity-Settled Compensation**

The Company operates equity-settled share-based payment share and option schemes to Directors and employees. The fair value of the equity to which Directors and employees become entitled is measured at grant date and recognised as an expense over the vesting period, with a corresponding increase to an equity account. The fair value of shares is ascertained as the market bid price. The fair value of options is ascertained using a Binomial or Black and Scholes pricing model which incorporates all market vesting conditions. The number of shares and options expected to vest is reviewed and adjusted at each reporting date such that the amount recognised for services received as consideration for the equity instruments granted shall be based on the number of equity instruments that eventually vest.

**(h) Provisions**

Provisions are recognised when the Company has a legal or constructive obligation, as a result of past events, for which it is probable that an outflow of economic benefits will result and that outflow can be reliably measured.

**(i) Earnings per Share**

The Company presents basic and diluted earnings per share (EPS) data for its ordinary shares. Basic EPS is calculated by dividing the profit or loss attributable to ordinary shareholders of the Company by the weighted average number of ordinary shares outstanding during the period. Diluted EPS is determined by adjusting the profit or loss attributable to ordinary shareholders and the weighted average number of ordinary shares outstanding for the effects of all dilutive potential ordinary shares, which comprise share options and performance shares.

**(j) Cash and Cash Equivalents**

Cash and cash equivalents include cash on hand, deposits held at call with banks, other short-term highly liquid investments with original maturities of three months or less, and bank overdrafts. Bank overdrafts are shown within short-term borrowings in current liabilities on the Statement of Financial Position.

**NOTES TO THE FINANCIAL STATEMENTS  
FOR THE YEAR ENDED 31 March 2022 (continued)**

**1. STATEMENT OF SIGNIFICANT ACCOUNTING POLICIES (continued)**

**(k) Share-Based Payments**

The fair value determined at grant date of equity settled share-based payments is treated as the cost of assets acquired or expensed on a straight line basis over the vesting period, based on the Company's estimate of shares that will eventually vest. Vesting is not conditional upon a market condition. No asset or expense is recognised for share based payments that do not vest. For cash settled share-based payments, a liability equal to the portion of the goods or services received is recognised at the current fair value determined at each reporting date.

**(l) Share Capital and Transaction Costs**

Ordinary shares are classified as equity. Incremental costs directly attributable to the issue of new shares or options are shown in equity as a deduction net of any tax effects.

**(m) Interest and Other Income**

Interest income is recognised using the effective interest rate method, which for floating rate financial assets is the rate inherent in the instrument.

**(n) Goods and Services Tax (GST)**

Revenues, expenses and assets are recognised net of the amount of GST, except where the amount of GST incurred is not recoverable from the taxation authority. In these circumstances the GST is recognised as part of the cost of acquisition of the asset or as part of an item of the expense. Receivables and payables in the Statement of Financial Position are shown inclusive of GST. The net amount of GST recoverable from, or payable to the ATO is included as a current asset or liability.

Cash flows are included in the Statement of Cash Flows on a gross basis. The GST component of cash flows arising from investing and financing activities which is recoverable from, or payable to, the taxation authority is classified as operating cash flows.

**(o) Interests in Joint Arrangements**

Joint arrangements represent the contractual sharing of control between parties in a business venture where unanimous decisions about relevant activities are required. Separate joint venture entities providing joint venturers with an interest to net assets are classified as a "joint venture" and accounted for using the equity method.

Joint operations represent arrangements whereby joint operators maintain direct interests in each asset and exposure to each liability of the arrangement. The Company's interests in the assets, liabilities, revenue and expenses of joint operations are included in the respective line items of the financial statements. Gains and losses resulting from sales to a joint operation are recognised to the extent of the other parties' interests. When the Company makes purchases from a joint operation, it does not recognise its share of the gains and losses from the joint arrangement until it resells those goods/assets to a third party.

Details of the joint operations are set out in note 25.

**NOTES TO THE FINANCIAL STATEMENTS  
FOR THE YEAR ENDED 31 March 2022 (continued)**

**1. STATEMENT OF SIGNIFICANT ACCOUNTING POLICIES (continued)**

**(p) Fair Value of Assets and Liabilities**

The Company measures some of its assets and liabilities at fair value on either a recurring or non-recurring basis, depending on the requirements of the applicable Accounting Standard. Fair value is the price the Company would receive to sell an asset or would have to pay to transfer a liability in an orderly (i.e. unforced) transaction between independent, knowledgeable and willing market participants at the measurement date. As fair value is a market-based measure, the closest equivalent observable market pricing information is used to determine fair value. Adjustments to market values may be made having regard to the characteristics of the specific asset or liability. The fair values of assets and liabilities that are not traded in an active market are determined using one or more valuation techniques. These valuation techniques maximise, to the extent possible, the use of observable market data. To the extent possible, market information is extracted from either the principal market for the asset or liability (i.e. the market with the greatest volume and level of activity for the asset or liability) or, in the absence of such a market, the most advantageous market available to the entity at the end of the reporting period (i.e. the market that maximises the receipts from the sale of the asset or minimises the payments made to transfer the liability, after taking into account transaction costs and transport costs).

For non-financial assets, the fair value measurement also takes into account a market participant's ability to use the asset in its highest and best use or to sell it to another market participant that would use the asset in its highest and best use.

The fair value of liabilities and the entity's own equity instruments (excluding those related to share-based payment arrangements) may be valued, where there is no observable market price in relation to the transfer of such financial instruments, by reference to observable market information where such instruments are held as assets. Where this information is not available, other valuation techniques are adopted and, where significant, are detailed in the respective note to the financial statements.

**Valuation techniques**

In the absence of an active market for an identical asset or liability, the Company selects and uses one or more valuation techniques to measure the fair value of the asset or liability. The Company selects a valuation technique that is appropriate in the circumstances and for which sufficient data is available to measure fair value. The availability of sufficient and relevant data primarily depends on the specific characteristics of the asset or liability being measured. The valuation techniques selected by the Company are consistent with one or more of the following valuation approaches:

- Market approach: valuation techniques that use prices and other relevant information generated by market transactions for identical or similar assets or liabilities.
- Income approach: valuation techniques that convert estimated future cash flows or income and expenses into a single discounted present value.
- Cost approach: valuation techniques that reflect the current replacement cost of an asset at its current service capacity.

Each valuation technique requires inputs that reflect the assumptions that buyers and sellers would use when pricing the asset or liability, including assumptions about risks. When selecting a valuation technique, the Company gives priority to those techniques that maximise the use of observable inputs and minimise the use of unobservable inputs. Inputs that are developed using market data (such as publicly available information on actual transactions) and reflect the assumptions that buyers and sellers would generally use when pricing the asset or liability are considered observable, whereas inputs for which market data is not available and therefore are developed using the best information available about such assumptions are considered unobservable.

**Fair Value Hierarchy**

AASB 13 requires the disclosure of fair value information by level of the fair value hierarchy, which categorises fair value measurements into one of three possible levels based on the lowest level that an input that is significant to the measurement can be categorised into as follows:

**NOTES TO THE FINANCIAL STATEMENTS  
FOR THE YEAR ENDED 31 March 2022 (continued)**

**1. STATEMENT OF SIGNIFICANT ACCOUNTING POLICIES (continued)**

**(p) Fair Value of Assets and Liabilities (continued)**

**Level 1**

Measurements based on quoted prices (unadjusted) in active markets for identical assets or liabilities that the entity can access at the measurement date.

**Level 2**

Measurements based on inputs other than quoted prices included in Level 1 that are observable for the asset or liability, either directly or indirectly.

**Level 3**

Measurements based on unobservable inputs for the asset or liability.

The fair values of assets and liabilities that are not traded in an active market are determined using one or more valuation techniques. These valuation techniques maximise, to the extent possible, the use of observable market data. If all significant inputs required to measure fair value are observable, the asset or liability is included in Level 2. If one or more significant inputs are not based on observable market data, the asset or liability is included in Level 3.

The Company would change the categorisation within the fair value hierarchy only in the following circumstances:

- (i) if a market that was previously considered active (Level 1) became inactive (Level 2 or Level 3) or vice versa; or
- (ii) if significant inputs that were previously unobservable (Level 3) became observable (Level 2) or vice versa.

When a change in the categorisation occurs, the Company recognises transfers between levels of the fair value hierarchy (i.e. transfers into and out of each level of the fair value hierarchy) on the date the event or change in circumstances occurred.

**(q) Critical Accounting Estimates and Judgments**

The preparation of financial statements requires the Directors to make judgements, estimates and assumptions that affect the application of accounting policies and the reported amounts of assets, liabilities, income and expenses. Actual results may differ from these estimates.

Estimates and underlying assumptions are reviewed on an ongoing basis. Revisions to accounting estimates are recognised in the period in which the estimate is revised and in any future periods affected.

In particular, information about significant areas of estimation uncertainty and critical judgements in applying accounting policies that have the most significant effect on the amount recognised in the financial statements are described in the following notes:

- Note 14 Exploration and Evaluation Expenditure
- Note 11 Other Financial Assets
- Note 13 Leases

**(r) Reconciliation between Cash Flow Statement in Annual Report and Quarterly Reports**

In the Annual Financial Report an adjustment was made to reclassify \$7M of the term deposits as Other Financial Assets considering the nature of deposits. As a result, the balance of cash and cash equivalents was amended down by \$7M to \$0.49M.

**NOTES TO THE FINANCIAL STATEMENTS  
FOR THE YEAR ENDED 31 March 2022 (continued)**

**1. STATEMENT OF SIGNIFICANT ACCOUNTING POLICIES (continued)**

**(s) New Standards adopted as at 1 April 2021**

Some accounting pronouncements which have become effective from 1 January 2021 and have therefore been adopted do not have a significant impact on the Company's financial results or position.

These amendments do not have a significant impact on the Company's Financial Statements and therefore the disclosures have not been made.

- ***Standards, amendments and Interpretations to existing Standards that are not yet effective and have not been adopted early by the Company***

At the date of authorisation of these financial statements, several new, but not yet effective, Standards and amendments to existing Standards, and Interpretations have been published by the AASB. None of these Standards or amendments to existing Standards have been adopted early by the Company. Management anticipates that all relevant pronouncements will be adopted for the first period beginning on or after the effective date of the pronouncement. New Standards, amendments and Interpretations not adopted in the current year have not been disclosed as they are not expected to have a material impact on the Company's financial statements.

**(t) Comparative Figures**

When required by accounting standards, comparative figures have been adjusted to conform to changes in presentation for the current financial period. Where the Company has retrospectively applied an accounting policy, made a retrospective restatement of items in the financial statements or reclassified items in its financial statements, an additional statement of financial position as at the beginning of the earliest comparative period will be disclosed.

**(u) Going concern**

The directors have prepared the financial statements on going concern basis, which contemplates continuity of normal business activities and the realisation of assets and settlement of liabilities in the ordinary course of business. At 31 March 2022, the Company had cash and cash equivalents of \$490,832, term deposits classified as a financial asset of \$6,000,000 and incurred a loss after income tax of \$1,009,038. The Company had net operating outflows from operating activities totalling \$876,171.

**NOTES TO THE FINANCIAL STATEMENTS  
FOR THE YEAR ENDED 31 March 2022 (continued)**

## 2. DIVIDENDS

No dividends have been paid or proposed during the year ended 31 March 2022 (2021: NIL). There are no franking credits available for use in subsequent reporting periods.

## 3. OTHER INCOME

	31 March 2022	31 March 2021
	\$	\$
Interest income	23,670	67,742
Dividend from other current financial asset	-	198,521
Other income	10,931	54,860
<b>Total income</b>	<b>34,601</b>	<b>321,123</b>

(A) Other income includes \$Nil (2021: \$50,889) Cashflow Boost from the Australian government provided to support companies during the Covid-19 pandemic.

## 4. LOSS BEFORE INCOME TAX

Loss before income tax has been arrived at after charging the following expenses:

	31 March 2022	31 March 2021
	\$	\$
Depreciation of non-current assets	40,210	9,457
Amortisation of right of use asset	42,294	42,295
Exploration expenditure expensed	3,892	2,073
Finance expenses	3,431	4,886
Key management personnel remuneration (A)	235,708	245,133
Occupancy expenses	72,491	72,102
Corporate services	82,519	90,356

(A) Costs of \$99,050 (2021: \$98,600) directly related to exploration efforts are capitalised in exploration and evaluation expenditure.

## 5. INCOME TAX

	31 March 2022	31 March 2021
	\$	\$
(a) The components of tax expense comprise:		
Current tax	-	-
Deferred tax	-	-
	<u>-</u>	<u>-</u>
(b) The prime facie tax on loss before income tax is reconciled to income tax benefit as follows:		
Prima facie tax benefit on loss before income tax at 30%	(302,711)	(207,940)
Add / (Less) Tax effect of:		
- Non assessable items	-	(15,297)
- Income Tax pertaining to Exploration expenditure and Other temporary adjustments	(681,492)	(634,761)
- Unrecognised deferred tax asset attributable to tax losses	984,203	857,998
<b>Income Tax Attributable to the Company</b>	<b>-</b>	<b>-</b>
(c) Deferred Tax Assets and Liabilities		
Deferred tax assets and liabilities are attributable to the following:		
<b>Deferred Tax Liabilities</b>		
Exploration and evaluation expenditure	4,655,300	3,977,497
Interest receivable	1,054	1,086
<b>Total Deferred Tax Liabilities</b>	<b>4,656,354</b>	<b>3,978,583</b>

**NOTES TO THE FINANCIAL STATEMENTS  
FOR THE YEAR ENDED 31 March 2022 (continued)**

	31 March 2022 \$	31 March 2021 \$
<b>Deferred Tax Assets</b>		
Accrued expenses	4,350	4,800
Provisions	55,249	34,216
Financial Assets at FVOCI	55,781	172,729
Capital raising costs	78,525	101,833
Difference between WDV of lease and lease liability	857	1,852
Tax losses recognised	4,461,592	3,663,153
<b>Total Deferred Tax Assets</b>	<u>4,656,354</u>	<u>3,978,583</u>
<b>Net Tax Assets/Liabilities</b>	<u>-</u>	<u>-</u>

(d) Tax Losses

At 31 March 2022, the Company has \$65,467,635 (31 March 2021: \$62,186,957 tax losses that are available for offset against future taxable profits of the Company. Amount of tax losses recognised at 31 March 2022 to offset deferred tax liabilities is \$14,871,973 (31 March 2021: \$12,210,510), leaving unrecognised tax losses at 31 March 2022 is \$50,595,662 (31 March 2021: \$49,976,447).

The potential benefit of carried forward losses will only be obtained if assessable income is derived of a nature and, of an amount sufficient to enable the benefit from the deductions to be realised or the benefit can be utilised by the Company providing that:

- (i) the provisions of deductibility imposed by law are complied with;
- (ii) no change in tax legislation adversely affect the realisation of the benefit from the deductions; and
- (iii) subject to the Company satisfying the continuity of ownership test.

**6. LOSS PER SHARE**

	31 March 2022	31 March 2021
(a) Basic and diluted loss per share	(0.02) cents	(0.01) cents
(b) Loss used in the calculation of basic and diluted loss per share	<u>(\$1,009,038)</u>	<u>(\$693,132)</u>
	<b>No</b>	<b>No</b>
(c) Weighted average number of ordinary shares outstanding during the period used in the calculation of basic and diluted loss per share	<u>6,405,310,485</u>	<u>6,260,183,722</u>
(d) Weighted average number of Options outstanding during the period used in the calculation of basic and diluted loss per share	<u>3,000,000</u>	<u>238,356</u>

**7. KEY MANAGEMENT PERSONNEL DISCLOSURES**

(a) Name and Positions of Key Management Personnel at any time during the financial year are:

Mr Sumit Deb	Non-Executive Chairman
Mr Rakesh Gupta	Chief Executive Officer
Mr Devanathan Ramachandran	Non-Executive Director
Mr Amitava Mukherjee	Non-executive Director
Mr Alok Kumar Mehta	Non-Executive Director (resigned 5 October 2021)
Mr Somnath Nandi	Non-Executive Director (appointed 25 November 2021)

Key management personnel remuneration has been included in the Remuneration Report section of the Directors' Report.

**NOTES TO THE FINANCIAL STATEMENTS  
FOR THE YEAR ENDED 31 March 2022 (continued)**

Key management personnel remuneration is as follows:

	31 March 2022 \$	31 March 2021 \$
Short-term employee benefits	307,349	296,336
Long-term employee benefits	5,179	26,011
Post-employment benefits	22,230	21,386
<b>TOTAL</b>	<b>334,758</b>	<b>343,733</b>

(b) Other Transactions with Key Management Personnel

Refer to Note 19 for details on other transactions with key management personnel.

**8. AUDITOR'S REMUNERATION**

	31 March 2022 \$	31 March 2021 \$
During the year the following fees were expensed for services provided by the auditor of the entity:		
- Auditing or reviewing the financial report	28,500	31,920
<b>Total remuneration for assurance services</b>	<b>28,500</b>	<b>31,920</b>

**9. CASH AND CASH EQUIVALENTS**

	31 March 2022 \$	31 March 2021 \$
Cash at bank and on hand	490,832	9,707,982
	<b>490,832</b>	<b>9,707,982</b>

During the year, term deposits of \$6,000,000 has been reclassified to financial assets

The effective interest rate on cash at bank was 0.29% (2021: 0.65%).

**10. OTHER RECEIVABLES AND PREPAYMENTS**

	31 March 2022 \$	31 March 2021 \$
<b>Current</b>		
Sundry receivables – unrelated entity (a)	57,820	73,637
Prepayments	77,864	57,134
<b>Total current receivables</b>	<b>135,684</b>	<b>130,771</b>

(a) Amounts receivable from unrelated entities are expected to be recovered within normal terms.

(b) *Fair value, credit risk and risk exposure*

Due to the short term nature of the current receivables, their carrying amount is assumed to approximate their fair value. The maximum exposure to credit risk at the end of the reporting period is the carrying amount of receivables mentioned above. Refer further to Note 23.

**NOTES TO THE FINANCIAL STATEMENTS  
FOR THE YEAR ENDED 31 March 2022 (continued)**

**11. OTHER FINANCIAL ASSETS**

	31 March 2022 \$	31 March 2021 \$
Current:		
Term Deposits classified as financial asset	6,000,000	-
Financial Assets at Fair Value through OCI Shares in listed corporation at fair value (i) & (ii)	1,018,575	628,750
	<b>7,018,575</b>	<b>628,750</b>
Non-Current:		
Security Deposits Held (iii)	66,549	66,635
	<b>66,549</b>	<b>66,635</b>
(i) During the period, the movement in the balance is as follows:		
Opening balance 1 April 2021	628,750	1,232,350
Capital returned (ii)	-	(310,488)
Fair value gain/(loss) on Financial Assets reserve (ii)	389,825	(293,112)
Closing balance 31 March 2022	<b>1,018,575</b>	<b>628,750</b>

(ii) Fair value is determined by reference to quoted prices in an active market (ASX) – Level 1.

In the year 2020-21, Hawthorn Resources Limited (Asx: HAW) has returned capital to its shareholders. The funds for the capital return were generated from the sale of their Deep South and Yundamindera mining tenements.

(iii) Deposits have been pledged as security for a bank guarantee provided to lessors relating to leases of office premises and credit card facility.

**12. PLANT AND EQUIPMENT**

	31 March 2022 \$	31 March 2021 \$
Furniture, fittings and equipment		
At cost	303,310	258,770
Accumulated depreciation	(273,002)	(232,792)
	30,308	25,978
<b>TOTAL PLANT AND EQUIPMENT</b>	<b>30,308</b>	<b>25,978</b>

Reconciliations of the carrying amounts of each class of plant and equipment at the beginning and end of the financial year are set out below:

	Furniture, Fittings and Equipment \$	Total \$
<b>31 March 2022</b>		
Net carrying value at 1 April 2021	25,978	25,978
Additions	44,540	44,540
Disposals	-	-
Depreciation	(40,210)	(40,210)
<b>Net Carrying Value at 31 March 2022</b>	<b>30,308</b>	<b>30,308</b>
<b>31 March 2021</b>		
Net carrying value at 1 April 2020	6,995	6,995
Additions	28,440	28,440
Disposals	-	-
Depreciation	(9,457)	(9,457)
<b>Net Carrying Value at 31 March 2021</b>	<b>25,978</b>	<b>25,978</b>

**NOTES TO THE FINANCIAL STATEMENTS  
FOR THE YEAR ENDED 31 March 2022 (continued)**

**13. LEASES**

The Company has a lease for its corporate office. With the exception of short term leases and leases of low-value underlying assets, each lease is reflected on the balance sheet as a right-of-use asset and a lease liability.

Terms and conditions of leases

The building lease is for the corporate office, it has been in place since 1 October 2019 and has a term of 3 years with 2 year option extension at mutual discretion of the Company and Lessor. The rentals are subject to an annual CPI increase. At this stage the management have determined that the lease is unlikely to be extended.

	31 March 2022 \$	31 March 2021 \$
<b>Right-of-use assets - Buildings</b>		
Balance at the beginning of year	63,441	105,736
Depreciation Charge	(42,294)	(42,295)
<b>Balance at end of year</b>	<b>21,147</b>	<b>63,441</b>
<b>Lease Liabilities</b>		
Balance at the beginning of year	69,616	132,150
Lease repayments	(45,614)	(62,534)
<b>Balance at end of year</b>	<b>24,002</b>	<b>69,616</b>
Current lease liability	24,002	46,757
Non-current lease liability	-	22,859

The maturity analysis of lease liabilities based on contractual undiscounted cash flows is shown in the table below:

	< 1 Year \$	1-2 Years \$	> 2 years \$
<b>Lease Liabilities</b>	24,002	-	-

**14. EXPLORATION AND EVALUATION EXPENDITURE**

	31 March 2022 \$	31 March 2021 \$
<b>Non-Current</b>		
Costs carried forward in respect of areas of interest in:		
Exploration and evaluation phases – at cost	<b>15,843,767</b>	<b>13,584,424</b>
<b>Movement in Carrying Amounts</b>		
Carrying amount at the beginning of the period	13,584,424	11,458,307
Exploration tenements acquired (a)	100,000	-
Exploration expenditure capitalised	2,279,588	2,157,417
Less: Recovery of expenditure by Joint operations participant	(120,245)	(31,300)
<b>Carrying Amount at the End of the Year</b>	<b>15,843,767</b>	<b>13,584,424</b>

(a) The company acquired tenement E39/2040 from Tashmont Minerals Pty Ltd and Michael Krpez for a consideration of \$50,000 cash, \$50,000 in Legacy Iron shares, and a net smelter royalty of 1.25%.

The recoverability of the carrying amount of exploration and evaluation is dependent on:

- the continuance of the Company's rights to tenure of the areas of interest;
- the results of future exploration; and
- the recoupment of costs through successful development and commercial exploitation of the areas of interest, or alternatively, by their sale.

The Company's exploration properties may be subjected to claim(s) under native title, or contain sacred sites, or sites of significance to Aboriginal people. As a result, exploration properties or areas within the tenements may be subject to exploration restrictions, mining restrictions and/or claims for compensation. At this time, it is not possible to quantify whether such claims exist, or the quantum of such claims.

**NOTES TO THE FINANCIAL STATEMENTS  
FOR THE YEAR ENDED 31 March 2022 (continued)**

**14. EXPLORATION AND EVALUATION EXPENDITURE (continued)**

**Impairment of Exploration and Evaluation Assets**

The Company's accounting policy for exploration and evaluation expenditure results in expenditure being capitalised for an area of interest where it is considered likely to be recovered by successful development of the area of interest or sale or where the exploration and evaluation have not reached a stage which permits a reasonable assessment of the existence of reserves and active or significant operations on or in relation to the area of interest are continuing.

The Company has established inferred/indicated category resources on some of its exploration sites and announced to the market from time to time. The management makes certain estimates as to future events and circumstances while evaluating the exploration assets. Any such estimates and assumptions may change as new information becomes available during the future exploration or otherwise.

The ultimate recoupment of the value of exploration and evaluation assets is dependent on successful development and commercial exploitation, or alternatively, sale, of the underlying mineral exploration properties.

The Company undertakes at least on an annual basis, a comprehensive review for indicators of impairment of these assets. Should an indicator exist, then the area of interest is tested for impairment. There is significant estimation and judgement in determining the inputs and assumptions used in determining the recoverable amounts.

In addition, an allocation of the cost associated with exploration of or acquired mineral rights to individual projects was performed during the year. This allocation process required estimates and judgement by management as to the fair value of those projects acquired.

**15. TRADE AND OTHER PAYABLES**

	31 March 2022	31 March 2021
	\$	\$
<b>Current</b>		
Trade payables	53,605	90,710
Sundry payables and accrued expenses	28,757	48,052
	<u>82,362</u>	<u>138,762</u>

Trade payables and sundry payables are non-interest bearing and are normally settled on 45 day terms.

**16. EMPLOYEE BENEFITS**

	31 March 2022	31 March 2021
	\$	\$
<b>Current</b>		
Annual leave	128,284	88,044
	<u>128,284</u>	<u>88,044</u>
<b>Non-Current</b>		
Long service leave	55,879	26,011
	<u>55,879</u>	<u>26,011</u>
	<b>31 March 2022</b>	<b>31 March 2021</b>
	<b>\$</b>	<b>\$</b>
<b>Annual Leave</b>		
Opening balance at 1 April 2021	88,044	58,553
Additional provisions	53,292	68,794
Amount used	(13,052)	(39,303)
<b>Closing balance at 31 March 2022</b>	<u>128,284</u>	<u>88,044</u>
<b>Long service leave</b>		
Opening balance at 1 April 2021	26,011	-
Additional provisions	29,868	26,011
Amount used	-	-
<b>Closing balance at 31 March 2022</b>	<u>55,879</u>	<u>26,011</u>

**NOTES TO THE FINANCIAL STATEMENTS  
FOR THE YEAR ENDED 31 March 2022 (continued)**

**17. ISSUED CAPITAL**

	31 March 2022	31 March 2021
	\$	\$
6,406,826,199 Fully paid ordinary shares (31 March 2021: 6,404,738,517)	66,996,246	66,946,246

	31 March 2022		31 March 2021	
	No	\$	No	\$
<b>(a) Fully Paid Ordinary Shares</b>				
<b>At the Beginning of the Reporting Period</b>	6,404,738,517	66,946,246	6,247,238,517	64,036,737
<b>Shares Issued During the Reporting Period</b> (Net of transaction costs relating to share issue)	2,087,682	50,000	157,500,000	2,909,509
<b>At Reporting Date</b>	<b>6,406,826,199</b>	<b>66,996,246</b>	<b>6,404,738,517</b>	<b>66,946,246</b>

The company issued 2,087,682 shares as part of consideration to acquire tenement E39/2040 from Tashmont Minerals Pty Ltd and Michael Krpez. The shares were fair valued using the share price at the completion date of the acquisition.

Ordinary shares participate in dividends and the proceeds on winding up of the Company in proportion to the number of shares held irrespective of the amount paid up or credited as paid up, less any amounts which remain unpaid on these shares at the time of the distribution.

At shareholders' meetings each share is entitled to one vote in proportion to the paid up amount of the share when a poll is called, otherwise each shareholder has one vote on a show of hands.

	31 March 2022	31 March 2021
	No	No
<b>(b) Options on Issue</b>		
<b>At the Beginning of the Reporting Period</b>	3,000,000	-
<b>Movement of Options on Issue During the Reporting Period</b>	-	3,000,000
<b>At Reporting Date</b>	<b>3,000,000</b>	<b>3,000,000</b>

The Company issued 3,000,000 unlisted options on 2 March 2021 exercisable at \$0.04, expiring on 1 March 2023 as payment for share issue costs.

These options have been measured using the Black-Scholes option pricing model.

Option holders do not have any rights to participate in any issues of shares or other interests in the Company or any other entity.

The following inputs were used in the measurement of the fair values at grant date of the share-based payments:

	Listed Options
Fair value at grant date	\$0.0117
Share price at grant date	\$0.014
Exercise price	\$0.40
Expected volatility	230%
Option life	2 Years
Expected dividends	-
Risk-free interest rate	0.09%
Number of options	3,000,000

Expected volatility is estimated, considering historic average share price volatility.

The total fair value of options issued in the previous year was \$34,991. These share-based payments vest immediately and therefore the full expense has been recognised, as a reduction in issued capital, during the year.

**NOTES TO THE FINANCIAL STATEMENTS  
FOR THE YEAR ENDED 31 March 2022 (continued)**

**17. ISSUED CAPITAL (continued)****(c) Capital Management**

The Board as a whole controls the capital of the Company in order to ensure the Company can fund its operations and continue as a going concern. The Directors oversee the risk management strategy.

The Company's capital consists of financial liabilities supported by financial assets. There are no externally imposed capital requirements. The Board effectively manage the Company's capital by assessing the Company's financial risks and responding to changes in these risks and in the market. This strategy is to ensure that there is sufficient cash to meet trade payables and ongoing exploration expenditure commitments. The Company is dependent on its ability to raise capital from the issue of equity from time to time.

**18. RESERVES**

	31 March 2022	31 March 2021
	\$	\$
Option Premium Reserve (a)	125,530	125,530
Share-Based Payment Reserve (b)	16,242,084	16,242,084
Financial Asset Reserve (c)	1,165,588	775,763
	<b>17,533,202</b>	<b>17,143,377</b>
<b>(a) Option Premium Reserve</b>		
Balance at the beginning of the reporting period	125,530	90,539
Premiums received from the issue of options [Note 17 (b)]	-	34,991
Less transaction costs relating to option issues	-	-
Balance at the end of the reporting period	<b>125,530</b>	<b>125,530</b>
<b>(b) Share Based Payment Reserve</b>		
Balance at the beginning of the reporting period	16,242,084	16,242,084
Movement during the period	-	-
Balance at the end of the reporting period	<b>16,242,084</b>	<b>16,242,084</b>
<b>(c) Financial Asset Reserve</b>		
Balance at the beginning of the reporting period	775,763	1,068,875
Revaluation/(Devaluation), net of tax	389,825	(293,112)
Balance at the end of the reporting period	<b>1,165,588</b>	<b>775,763</b>

The option premium reserve is used to recognise premiums paid by option holders, net of transaction costs.

The financial assets reserve records revaluation of financial assets at fair value through other comprehensive income.

**19. RELATED PARTY TRANSACTIONS**

All transactions below are transactions entered on commercial terms and conditions no more favourable than those available to unrelated parties.

**(a) Key Management Personnel Remuneration**

Details of key management personnel remuneration, shares and options issued to key management personnel and their personally related entities during the year are disclosed in the Remuneration Report section of the Directors' Report.

Other Transactions with Key Management Personnel and Their Personally Related Entities

	31 March 2022	31 March 2021
	\$	\$
<b>Outstanding balances arising from these transactions</b>		
Employee benefits payable	74,501	52,060

**NOTES TO THE FINANCIAL STATEMENTS  
FOR THE YEAR ENDED 31 March 2022 (continued)**

**20. SEGMENT INFORMATION**

**Identification of Reportable Segments**

The Company has identified its operating segments based on the internal reports that are reviewed and used by the Board of Directors (Chief Operating Decision Makers) in assessing performance and determining the allocation of resources.

The Company is managed on the basis of there being two (2) reportable segments being:

- (i) Gold and Tungsten exploration and development in Australia;
- (ii) Iron ore exploration and development in Australia; and

Basis of accounting for purposes of reporting by operating segments:

- (a) Accounting Policies Adopted

Unless otherwise stated, all amounts reported to the Board of Directors, being the Chief Operating Decision Makers with respect to operating segments, are determined in accordance with accounting policies that are consistent to those adopted in the financial statements of the Company.

- (b) Inter-Segment Transactions

There are no inter-segment transactions. Segment assets are clearly identifiable on the basis of their nature. Segment liabilities include trade and other payables.

- (c) Corporate charges, finance costs and interest revenue are not allocated to reporting segments.

Segment Performance	Western Australia Iron Ore	Western Australia Gold/Tungsten	Corporate	Total
31 March 2022	\$	\$	\$	\$
<b>SEGMENT REVENUE</b>	10,931	-	23,670	<b>34,601</b>
<b>SEGMENT NET LOSS BEFORE TAX</b>				
Depreciation	-	-	(82,504)	(82,504)
Corporate charges	-	-	(961,135)	(961,135)
Segment profit(+)/ loss(-) before tax	10,931	-	(1,019,969)	<b>(1,009,038)</b>
<b>SEGMENT ASSETS</b>	6,791,009	10,098,518	6,717,335	<b>23,606,862</b>
Segment asset increases/(decreases) for the year:	636,432	2,221,554	(3,459,105)	(601,119)
<b>SEGMENT LIABILITIES</b>	-	-	(290,527)	<b>(290,527)</b>

Segment Performance	Western Australia Iron Ore	Western Australia Gold/Tungsten	Corporate	Total
31 March 2021	\$	\$	\$	\$
<b>SEGMENT REVENUE</b>	3,835	-	317,288	<b>321,123</b>
<b>SEGMENT NET LOSS BEFORE TAX</b>				
Depreciation	-	-	(51,752)	(51,752)
Corporate charges	-	-	(962,502)	(962,502)
Segment profit(+)/ loss(-) before tax	3,835	-	(696,966)	<b>(693,131)</b>
<b>SEGMENT ASSETS</b>	6,154,577	7,876,964	10,176,440	<b>24,207,981</b>
Segment asset increases/(decreases) for the year:	(557,144)	2,046,424	474,852	1,964,132
<b>SEGMENT LIABILITIES</b>	-	-	(322,433)	<b>(322,433)</b>

**NOTES TO THE FINANCIAL STATEMENTS  
FOR THE YEAR ENDED 31 March 2022 (continued)**

**21. EVENTS SUBSEQUENT TO REPORTING DATE**

The company has executed an agreement for the earn-in of Hancock Magnetite Holdings Pty Ltd (Hancock) into the Mt Bevan iron ore project. The agreement comprises:

- Hancock having exclusive right to earn-in to the Mt Bevan iron ore project and form a new joint venture agreement
- Hancock to make cash payment of \$4.8m to Legacy Iron Ore Ltd
- Hancock funding the Pre-feasibility study(PFS)
- Hancock appointing Atlas Iron Pty Ltd (Atlas) as manager of the new joint venture
- Legacy Iron Ore Ltd and Hawthorn resources Ltd to retain all non-iron ore rights

(Refer ASX announcement dated 7 Apr 2022 - Hancock enters Mt Bevan iron ore joint venture)

Other Than above, no matter or circumstance has arisen since the end of the financial period which significantly affected or may significantly affect the operations of the Company, the results of those operations or the state of affairs of the Company.

**22. CAPITAL AND LEASING COMMITMENTS AND CONTINGENCIES**

	31 March 2022	31 March 2021
	\$	\$
<b>(a) Lease Commitments</b>		
Commitments in relation to non-cancellable leases not recognised as liabilities:		
Within 1 year	1,860	2,556
Later than 1 year but not later than 5 years	6,045	-
Later than 5 years	-	-
	<b>7,905</b>	<b>2,556</b>

**(b) Minimum Exploration Expenditure Commitments**

In order to maintain current rights of tenure to exploration and mining tenements, the Company has the following discretionary exploration expenditure and rental requirements up until expiry of leases. These obligations, which are subject to renegotiation upon expiry of the leases, are not provided for in the financial statements and are payable:

	31 March 2022	31 March 2021
	\$	\$
Within 1 year	630,740	523,155
Later than 1 year but not later than 5 years	744,671	796,679
Later than 5 years	1,265,473	1,382,373
	<b>2,640,884</b>	<b>2,702,207</b>

If the Company decides to relinquish certain leases and/or does not meet these requirements, assets recognised in the statement of financial position may require review to determine the appropriateness of carrying values. The sale, transfer or farm out of exploration rights to third parties will reduce or extinguish these obligations.

**23. FINANCIAL RISK MANAGEMENT**

**(a) Financial Risk Management Policies**

The Company's financial instruments consist mainly of deposits with banks, accounts receivable, financial assets through OCI and accounts payable and loans.

Derivatives are not used by the Company.

**(i) Treasury Risk Management**

The Board analyses financial risk exposure and evaluates treasury strategies in the context of the most recent economic conditions and forecasts.

The overall risk management strategy seeks to assist the Company in meeting its financial targets, whilst minimising potential adverse effects on financial performance.

For personal use only

**NOTES TO THE FINANCIAL STATEMENTS  
FOR THE YEAR ENDED 31 March 2022 (continued)**

**(a) Financial Risk Management Policies (continued)**

**(ii) Financial Risk Exposure and Management**

The main risks the Company is exposed to through its financial instruments are interest rate risk, liquidity risk and credit risk.

**Interest Rate Risk**

Exposure to interest rate arises on financial assets and financial liabilities recognised at reporting date whereby a future change in interest rates will affect future cash flows or fair value of fixed financial instruments. Interest rate risk is managed by the Company only using fixed rates on debt and term deposits. Refer to Note 23(b)(iv) for further details on interest rate risk.

**Liquidity Risk**

Liquidity risk is the risk that the Company will not be able to meet its financial obligations as they fall due. The Company manages liquidity risk by monitoring forecast and actual cash flows. Trade and other payables have contractual maturities of six (6) months or less.

**Price Risk**

The Company is exposed to equity securities price risk. This arises from the investments held and classified on the statement of financial position as financial assets through OCI. The Company's investment is publicly traded on the Australian Securities Exchange (ASX).

**Credit Risk**

The maximum exposure to credit risk, excluding the value of any collateral or other security, at balance date to recognised financial assets, is the carrying amount, net of any provisions for impairment of those assets, as disclosed in the Statement of Financial Position and notes to the financial statements.

There are no other material amounts of collateral held as security at 31 March 2022.

The Board manages credit risk by only depositing cash with Australian Authorised deposit taking institutions. Cash, cash equivalents and held to maturity financial assets have a AA rating.

The Company has not taken out any security or guarantees over loans and other receivables.

The carrying amount of the Company's financial assets noted below represents the maximum credit exposure:

	31 March 2022	31 March 2021
	\$	\$
Other receivables	57,820	73,637
Cash and cash equivalents	490,832	9,707,982
Term deposits classified as financial asset	6,000,000	-
Security deposits held	66,549	66,635
Financial assets at fair value through OCI	1,018,575	628,750
	<b>7,633,776</b>	<b>10,477,004</b>

**(b) Financial Instruments**

**(i) Derivative Financial Instruments**

Derivative financial instruments are not used by the Company.

**(ii) Financial Instrument Composition and Maturity Analysis**

The following table reflects the undiscounted contractual settlement terms for financial instruments of a fixed period maturity, as well as management's expectations of the settlement period for all other financial instruments. As such the amount may not reconcile to the Statement of Financial Position.

**NOTES TO THE FINANCIAL STATEMENTS  
FOR THE YEAR ENDED 31 March 2022 (continued)**

**23. FINANCIAL RISK MANAGEMENT (continued)**

31 March 2022	Weighted Average Effective Interest Rate %	Floating Interest Rate within 1 Year \$	Fixed Interest Rate Maturing within 1 Year \$	Maturing over 1 year, less than 5 Years \$	Non-Interest Bearing \$	Total \$
<b>Financial Assets</b>						
Cash & cash equivalents	0.29	490,329	-	-	503	490,832
Term deposits	0.29	-	6,000,000	-	-	6,000,000
Security deposits	0.20	-	66,500	-	49	66,549
Loans & receivables	-	-	-	-	57,820	57,820
Financial Assets at fair value through OCI	-	-	-	-	1,018,575	1,018,575
		490,329	6,066,500	-	1,076,947	7,633,776
<b>Financial Liabilities</b>						
Trade & other payables	-	-	-	-	82,362	82,362
Lease Liabilities (undiscounted)	-	-	24,002	-	-	24,002
		-	24,002	-	82,362	106,364
<b>Net Financial Assets</b>		<b>490,329</b>	<b>6,042,498</b>	<b>-</b>	<b>994,583</b>	<b>7,527,412</b>

31 March 2021	Weighted Average Effective Interest Rate %	Floating Interest Rate within 1 Year \$	Fixed Interest Rate Maturing within 1 Year \$	Maturing over 1 year, less than 5 Years \$	Non-Interest Bearing \$	Total \$
<b>Financial Assets</b>						
Cash & cash equivalents	0.26	707,479	9,000,000	-	503	9,707,982
Security deposits	0.05	-	66,500	-	135	66,635
Loans & receivables	-	-	-	-	73,638	73,638
Financial Assets at fair value through OCI	-	-	-	-	628,750	628,750
		707,479	9,066,500	-	703,026	10,477,005
<b>Financial Liabilities</b>						
Trade & other payables	-	-	-	-	138,762	138,762
Lease Liabilities (undiscounted)	-	-	46,757	24,002	-	70,759
		-	46,757	24,002	138,762	209,521
<b>Net Financial Assets</b>		<b>707,479</b>	<b>9,019,743</b>	<b>(24,002)</b>	<b>564,264</b>	<b>10,267,484</b>

All trade and sundry payables are expected to be paid in less than 6 months.

**(iii) Net Fair Value of Financial Assets and Liabilities**

The net fair value of the financial assets and financial liabilities approximates their carrying value. The financial assets through OCI investment's fair value has been determined using Level 1 inputs, ie quoted prices in active markets. The fair value of these financial assets has been based on the closing quoted bid prices at reporting date, excluding transaction costs.

**NOTES TO THE FINANCIAL STATEMENTS  
FOR THE YEAR ENDED 31 March 2022 (continued)**

**23. FINANCIAL RISK MANAGEMENT (continued)**  
**(iii) Net Fair Value of Financial Assets and Liabilities (continued)**

Cash and cash equivalents, loans and receivables, held to maturity assets and trade and other payables are short-term instruments in nature whose carrying amounts are equivalent to their fair values. The fair values are determined on the basis of an income approach using a discounted cash flow methodology. Discount rates are based on market interest rates for similar instruments.

**(iv) Sensitivity Analysis**

**Interest Rate Risk**

The Group has performed a sensitivity analysis demonstrates the effect on the current period results and equity which could result from a change in this risk.

**Interest Rate Sensitivity Analysis**

As 31 March 2022, the effect on loss and equity as a result of changes in the interest rate, with all other variables remaining constant would be as follows:

	31 March 2022 \$	31 March 2021 \$
(Increase)/Decrease in loss		
- Increase in interest rate by 100 basis points	64,878	96,994
- Decrease in interest rate by 100 basis points	(64,878)	(96,994)
Change in equity		
- Increase in interest rate by 100 basis points	64,878	96,994
- Decrease in interest rate by 100 basis points	(64,878)	(96,994)

**24. CASH FLOW INFORMATION**

	31 March 2022 \$	31 March 2021 \$
<b>(i) Reconciliation of Cash Flows from Operating Activities with Loss after Income Tax</b>		
- Loss from ordinary activities after income tax	(1,009,038)	(693,132)
<i>Non-cash flows in loss from ordinary activities</i>		
- Depreciation	82,504	51,751
<i>Changes in assets and liabilities</i>		
- (Increase) / decrease in other receivables	(7,213)	(22,232)
- (Increase) / decrease in Cashflow boost receivables	-	49,011
- Increase/(decrease) in trade and other payables	(26,960)	(26,859)
- Increase/(decrease) in employee benefits	70,110	55,502
<b>Net Cash Outflows from Operating Activities</b>	<b>(876,171)</b>	<b>(582,644)</b>
<b>(ii) Non-Cash Financing and Investing Activities</b>		
Issue of Options	-	34,991
Issue of Shares – Tenement acquisition	50,000	-
	<b>50,000</b>	<b>34,991</b>
<b>(iii) Borrowing Facility</b>		
Used	-	-
Unused	-	-
<b>Total Facility</b>	<b>-</b>	<b>-</b>

**NOTES TO THE FINANCIAL STATEMENTS  
FOR THE YEAR ENDED 31 March 2022 (continued)**

**25. INTERESTS IN JOINT OPERATIONS**

The Company has a 60% interest in the following joint operation which was set up with Hawthorn Resources Limited to explore and develop the Mt Bevan exploration tenements in Western Australian. The principal place of business of the joint operation is Australia. Under the Mt Bevan joint venture agreement, Legacy has a 60% direct interest in all of the assets of the joint operation, the revenue generated and the expenses incurred by the joint operation. Legacy is also liable for 60% of any liabilities incurred by the joint operation.

	31 March 2022	31 March 2021
Mt Bevan	42%	60%

The Company's interest in the joint venture is included in the Statement of Financial Position in accordance with the accounting policy described in note 1(p) under the following classifications:

	31 March 2022	31 March 2021
	\$	\$
Exploration and evaluation expenditure	5,754,249	5,525,827
Trade and other receivables(+)/payables(-)	27,185	12,630

Included in the Company commitments (Note 22(b)) are the following commitments in relation to the joint venture:

	31 March 2022	31 March 2021
<b>Minimum Exploration Expenditure Commitments</b>	<b>\$</b>	<b>\$</b>
Not later than 1 year	74,340	106,200
Later the 1 year but not later than 5 years	-	-
Later than 5 years	-	-
	<b>74,340</b>	<b>106,200</b>

The joint venture has no contingent liabilities.

In the year 2020-21, Hawthorn Resources Limited (Asx: HAW) returned capital amounts to \$310,488. The funds for the capital return to its shareholders were generated from the sale of their Deep South and Yundamindera mining tenements.

**26. FAIR VALUE MEASUREMENTS**

The Group measures and recognises the following assets and liabilities at fair value on a recurring basis after initial recognition:

- Financial assets at fair value through OCI

The Group does not measure any assets or liabilities on a non-recurring basis.

**Fair Value Hierarchy**

AASB 13: *Fair value measurement* requires the disclosure of fair value information by level of the fair value hierarchy, which categorises fair value measurements into one of three possible levels based on the lowest level that an input that is significant to the measurement can be categorised into as follows:

**Level 1**

Measurements based on quoted prices (unadjusted) in active markets for identical assets or liabilities that the entity can access at the measurement date.

**Level 2**

Measurements based on inputs other than quoted prices included in Level 1 that are observable for the asset or liability, either directly or indirectly.

**Level 3**

Measurements based on unobservable inputs for the asset or liability.

The fair values of assets and liabilities that are not traded in an active market are determined using one or more valuations techniques. Valuation techniques would maximise, to the extent possible, the use of observable market data. If all significant inputs required to measure fair value are observable, the asset or liability is included in Level 2. If one or more significant inputs are not based on observable data, the asset or liability is included in Level 3.

**NOTES TO THE FINANCIAL STATEMENTS  
FOR THE YEAR ENDED 31 March 2022 (continued)**

The following table provides the fair values of the Group's assets and liabilities measured and recognised on a recurring basis after initial recognition and their categorisation within the fair value hierarchy:

31 March 2022	Level 1 \$	Level 2 \$	Level 3 \$	Total \$
Recurring fair value measurements				
Available for sale financial assets				
- Shares in listed companies (Note 11)	1,018,575	-	-	1,018,575
Total financial assets recognised at fair value on a recurring basis	1,018,575	-	-	1,018,575

31 March 2021	Level 1 \$	Level 2 \$	Level 3 \$	Total \$
Recurring fair value measurements				
Available for sale financial assets				
- Shares in listed companies (Note 11)	628,750	-	-	628,750
Total financial assets recognised at fair value on a recurring basis	628,750	-	-	628,750

**27. CONTINGENT LIABILITIES**

As per the terms of a lease executed for the office space rental, Legacy is entitled to a rent concession of \$25,857 per year (based on \$90 per sq.ft/year) for the term of lease (being 3 years). This concession will cease to apply and will be refunded to the lessor if the Company breaches an essential term of the lease agreement at any time during the tenure of the lease. The Company accounted for a rent concession of \$64,642 till the year end (as at 31 March 2021: \$38,785).

As per terms of the acquisition agreement for the tenement E39/2040, the company has a net smelter royalty of 1.25% payable to former owners of the tenement E39/2040.

**DIRECTORS' DECLARATION**

The Directors of the Company declare that:

- (a) the financial statements and notes as set out on the accompanying pages, are in accordance with the *Corporations Act 2001* and:
- (i) Comply with Australian Accounting Standards, which, as stated in accounting policy note 1 to the financial statements, constitutes compliance with International Financial Reporting Standards (IFRS); and
  - (ii) give a true and fair view of the entity's financial position as at 31 March 2022 and of its performance for the financial year ended on that date; and
- (b) in the Directors' opinion there are reasonable grounds to believe that the Company will be able to pay its debts as and when they become due and payable; and
- (c) the Directors have been given the declarations required by s295A of the *Corporations Act 2001* from the Chief Financial Officer or equivalent.

This declaration is made in accordance with a resolution of the Board of Directors.



---

**Rakesh Gupta**  
**Chief Executive officer**

29/06/2022



## INDEPENDENT AUDITOR'S REPORT

To the members of Legacy Iron Ore Limited

### Report on the Audit of the Financial Report

#### Opinion

We have audited the financial report of Legacy Iron Ore Limited ("the Company"), which comprises the statement of financial position as at 31 March 2022, the statement of profit or loss and other comprehensive income, the statement of changes in equity and the statement of cash flows for the year then ended, and notes to the financial statements, including a summary of significant accounting policies, and the directors' declaration.

In our opinion, the accompanying financial report of the Company is in accordance with the *Corporations Act 2001*, including:

- giving a true and fair view of the Company's financial position as at 31 March 2022 and of its financial performance for the year then ended; and
- complying with Australian Accounting Standards and the *Corporations Regulations 2001*.

#### Basis for opinion

We conducted our audit in accordance with Australian Auditing Standards. Our responsibilities under those standards are further described in the *Auditor's Responsibilities for the Audit of the Financial Report* section of our report. We are independent of the Company in accordance with the auditor independence requirements of the *Corporations Act 2001* and the ethical requirements of the Accounting Professional and Ethical Standards Board's APES 110 *Code of Ethics for Professional Accountants* ("the Code") that are relevant to our audit of the financial report in Australia. We have also fulfilled our other ethical responsibilities in accordance with the Code.

We believe that the audit evidence we have obtained is sufficient and appropriate to provide a basis for our opinion.

#### Key audit matters

Key audit matters are those matters that, in our professional judgement, were of most significance in our audit of the financial report of the current period. These matters were addressed in the context of our audit of the financial report as a whole, and in forming our opinion thereon, and we do not provide a separate opinion on these matters.

We have determined the matters described below to be the key audit matters to be communicated in our report.

Key Audit Matter	How our audit addressed the key audit matter
<b>Carrying amount of exploration and evaluation assets</b> Refer to Note 14	
As at 31 March 2022, the Company had capitalised exploration and evaluation expenditure of \$15,843,767 (2021: \$13,584,424).	Our audit procedures included the following: <ul style="list-style-type: none"> <li>- We obtained an understanding of the key processes associated with management's review of exploration and evaluation;</li> </ul>

[hlb.com.au](http://hlb.com.au)

**HLB Mann Judd (WA Partnership) ABN 22 193 232 714**

Level 4, 130 Stirling Street, Perth WA 6000 / PO Box 8124 Perth BC WA 6849

T: +61 (0)8 9227 7500 E: [mailbox@hlbwa.com.au](mailto:mailbox@hlbwa.com.au)

Liability limited by a scheme approved under Professional Standards Legislation.

HLB Mann Judd (WA Partnership) is a member of HLB International, the global advisory and accounting network.



Key Audit Matter	How our audit addressed the key audit matter
<p><b>Carrying amount of exploration and evaluation assets</b> Refer to Note 14</p> <p>Our audit focussed on the Company's assessment of the carrying amount of the exploration and evaluation assets.</p> <p>We considered this to be a key audit matter because this is one of the significant assets of the Company. There is a risk that the capitalised expenditure no longer meets the recognition criteria of the standard. In addition, we considered it necessary to assess whether facts and circumstances existed to suggest that the carrying amount of an exploration and evaluation asset may exceed its recoverable amount.</p>	<ul style="list-style-type: none"> <li>- We obtained evidence that the Company has current rights to tenure of its areas of interest;</li> <li>- We considered the existence of any potential indicators of impairment;</li> <li>- We examined the exploration budget and discussed with management the nature of planned ongoing activities;</li> <li>- We enquired with management, reviewed ASX announcements and minutes of Directors' meetings to ensure that the Company had not decided to discontinue exploration and evaluation at its areas of interest; and</li> <li>- We examined the disclosures made in the financial report.</li> </ul>

*Information other than the financial report and auditor's report thereon*

The directors are responsible for the other information. The other information comprises the information included in the Company's annual report for the year ended 31 March 2022, but does not include the financial report and our auditor's report thereon.

Our opinion on the financial report does not cover the other information and accordingly we do not express any form of assurance conclusion thereon.

In connection with our audit of the financial report, our responsibility is to read the other information and, in doing so, consider whether the other information is materially inconsistent with the financial report, or our knowledge obtained in the audit or otherwise appears to be materially misstated.

If, based on the work we have performed, we conclude that there is a material misstatement of this other information, we are required to report that fact. We have nothing to report in this regard.

*Responsibilities of the directors for the financial report*

The directors of the Company are responsible for the preparation of the financial report that gives a true and fair view in accordance with Australian Accounting Standards and the *Corporations Act 2001* and for such internal control as the directors determine is necessary to enable the preparation of the financial report that gives a true and fair view and is free from material misstatement, whether due to fraud or error.

In preparing the financial report, the directors are responsible for assessing the ability of the Company to continue as a going concern, disclosing, as applicable, matters related to going concern and using the going concern basis of accounting unless the directors either intend to liquidate the Company or to cease operations, or have no realistic alternative but to do so.

*Auditor's responsibilities for the audit of the financial report*

Our objectives are to obtain reasonable assurance about whether the financial report as a whole is free from material misstatement, whether due to fraud or error, and to issue an auditor's report that includes our opinion. Reasonable assurance is a high level of assurance, but is not a guarantee that an audit conducted in accordance with Australian Auditing Standards will always detect a material misstatement when it exists.

Misstatements can arise from fraud or error and are considered material if, individually or in the aggregate, they could reasonably be expected to influence the economic decisions of users taken on the basis of this financial report.

For personal use only



As part of an audit in accordance with the Australian Auditing Standards, we exercise professional judgement and maintain professional scepticism throughout the audit. We also:

- Identify and assess the risks of material misstatement of the financial report, whether due to fraud or error, design and perform audit procedures responsive to those risks, and obtain audit evidence that is sufficient and appropriate to provide a basis for our opinion. The risk of not detecting a material misstatement resulting from fraud is higher than for one resulting from error, as fraud may involve collusion, forgery, intentional omissions, misrepresentations, or the override of internal control.
- Obtain an understanding of internal control relevant to the audit in order to design audit procedures that are appropriate in the circumstances, but not for the purpose of expressing an opinion on the effectiveness of the Company's internal control.
- Evaluate the appropriateness of accounting policies used and the reasonableness of accounting estimates and related disclosures made by the directors.
- Conclude on the appropriateness of the directors' use of the going concern basis of accounting and, based on the audit evidence obtained, whether a material uncertainty exists related to events or conditions that may cast significant doubt on the Company's ability to continue as a going concern. If we conclude that a material uncertainty exists, we are required to draw attention in our auditor's report to the related disclosures in the financial report or, if such disclosures are inadequate, to modify our opinion. Our conclusions are based on the audit evidence obtained up to the date of our auditor's report. However, future events or conditions may cause the Company to cease to continue as a going concern.
- Evaluate the overall presentation, structure and content of the financial report, including the disclosures, and whether the financial report represents the underlying transactions and events in a manner that achieves fair presentation.

We communicate with the directors regarding, among other matters, the planned scope and timing of the audit and significant audit findings, including any significant deficiencies in internal control that we identify during our audit. We also provide the directors with a statement that we have complied with relevant ethical requirements regarding independence, and to communicate with them all relationships and other matters that may reasonably be thought to bear on our independence, and where applicable, related safeguards.

From the matters communicated with the directors, we determine those matters that were of most significance in the audit of the financial report of the current period and are therefore the key audit matters. We describe these matters in our auditor's report unless law or regulation precludes public disclosure about the matter or when, in extremely rare circumstances, we determine that a matter should not be communicated in our report because the adverse consequences of doing so would reasonably be expected to outweigh the public interest benefits of such communication.

#### **Report on the Remuneration Report**

##### *Opinion on the Remuneration Report*

We have audited the Remuneration Report included within the directors' report for the year ended 31 March 2022.

In our opinion, the Remuneration Report of Legacy Iron Ore Limited for the year ended 31 March 2022 complies with section 300A of the *Corporations Act 2001*.

##### *Responsibilities*

The directors of the Company are responsible for the preparation and presentation of the Remuneration Report in accordance with section 300A of the *Corporations Act 2001*. Our responsibility is to express an opinion on the Remuneration Report, based on our audit conducted in accordance with Australian Auditing Standards.

*HLB Mann Judd*

**HLB Mann Judd**  
**Chartered Accountants**

**Perth, Western Australia**  
**29 June 2022**

**M R Ohm**  
**Partner**

For personal use only

## ADDITIONAL SHAREHOLDER INFORMATION

### Shareholding

The distribution of members and their holdings of unrestricted equity securities in the Company as at 02 June 2022 were as follows:

above 0 up to and including 1,000	105	13,377	0.00%
above 1,000 up to and including 5,000	61	232,235	0.00%
above 5,000 up to and including 10,000	158	1,358,301	0.02%
above 10,000 up to and including 100,000	1,530	68,111,488	1.06%
above 100,000	849	6,337,110,798	98.91%
<b>Totals</b>	<b>2,703</b>	<b>6,406,826,199</b>	<b>100.00%</b>

The number of shareholdings held in less than a marketable parcel is 788 holders holding 9,466,277 shares.

### Substantial Shareholders

The names of the substantial shareholders listed in the Company's register as 2 June 2022:

Shareholder	Number of Ordinary Fully Paid Shares Held	% Held of Issued Ordinary Capital
1. NMDC Limited	5,767,253,980	90.02

### Voting Rights

The voting rights attached to each class of equity security are as follows:

#### *Ordinary Shares*

Each ordinary share is entitled to one vote when a poll is called, otherwise each member present at a meeting or by proxy has one vote on a show of hands.

#### *Options*

There are 3,000,000 options on issue and unquoted, with all options held by Atlantic Capital Holdings Pty <Atlantic Capital A/C>.

### ADDITIONAL SHAREHOLDER INFORMATION (continued)

#### Twenty Largest Share Holders

The names of the twenty largest ordinary fully paid shareholders as at 2 June 2022 are as follows:

Position	Holder Name	Holding	% IC
1	NMDC LIMITED	5,767,253,980	90.02%
2	MR BRETT DOUGLAS DOYLE	83,161,171	1.30%
3	MR KALPESH ARVIND PITALE	10,634,807	0.17%
4	CITICORP NOMINEES PTY LIMITED	9,354,349	0.15%
5	MR THOMAS M NORTH	8,636,243	0.13%
6	ARTKING HOLDINGS PTY LTD <ARTKING PENSION FUND A/C>	8,450,853	0.13%
7	MR JAIME LAI	7,645,751	0.12%
8	KRISHNAJIPITALE PTY LTD <KRISHNAJI PITALE S/F A/C>	7,615,332	0.12%
9	MRS WENDY SUSAN CUNNINGHAM	6,405,350	0.10%
10	MR THOMAS LLOYD SYMONS	5,000,000	0.08%
10	MR NEIL JOHN HIME	5,000,000	0.08%
10	ANGUS ALASDAIR JOHN ROBERTSON	5,000,000	0.08%
11	BNP PARIBAS NOMS PTY LTD <DRP>	4,702,833	0.07%
12	SUPERHERO SECURITIES LIMITED <CLIENT A/C>	3,932,587	0.06%
13	MR WILLIAM DONALD LLOYD	3,843,660	0.06%
14	CS FOURTH NOMINEES PTY LIMITED <HSBC CUST NOM AU LTD 11 A/C>	3,634,901	0.06%
15	HAWKSBURN CAPITAL PTE LTD <METHUSELAH STRATEGIC FND A/C>	3,360,984	0.05%
16	MR WILLIAM RICHARD REED	3,040,782	0.05%
17	MRS SUSAN ELIZABETH BERKIN	3,000,000	0.05%
17	MR BERTRAND LALANNE	3,000,000	0.05%
17	MR RICHARD BENJAMIN HOENIG	3,000,000	0.05%
17	MR MAURICE JOHN PATERSON	3,000,000	0.05%
17	MISS CAIYAN LIN	3,000,000	0.05%
18	MR MARK ANDREW MITCHELL & MRS LINDA JOAN MITCHELL <M & L MITCHELL S/F A/C>	2,800,000	0.04%
19	MR GREGORY ROBERT PETERSON	2,750,000	0.04%
20	MRS MANJING CHEN	2,680,522	0.04%
	<b>Total</b>	<b>5,969,904,105</b>	<b>93.18%</b>
	<b>Total issued capital - selected security class(es)</b>	<b>6,406,826,199</b>	<b>100.00%</b>

### SCHEDULE OF MINERAL TENEMENTS AS AT 31 March 2022

The Company has an interest in the gold / Tungsten rights of the following tenements:

Tenement	Holder/Applicant	Shares Held/Interest	Area Size
<b>Gold</b>			
E80/4221	Legacy Iron Ore Limited	100%	33 Blocks
E31/1034	Legacy Iron Ore Limited	100%	1 Block
E39/1748	Legacy Iron Ore Limited	100%	70 Blocks
M31/0426	Legacy Iron Ore Limited	100%	29 Hectares
E39/1443	Legacy Iron Ore Limited	100%	9 Blocks
M39/1123 (P39/5001)	Legacy Iron Ore Limited	100%	174 Hectares
M39/1128 (P39/5002,03)	Legacy Iron Ore Limited	100%	391 Hectares
M39/1124 (P39/5004)	Legacy Iron Ore Limited	100%	56 Hectares
M39/1125 (P39/5005)	Legacy Iron Ore Limited	100%	96 Hectares
M39/1126 (P39/5006)	Legacy Iron Ore Limited	100%	6 Hectares
M39/1127 (P39/5007)	Legacy Iron Ore Limited	100%	82 Hectares
E39/2040	Legacy Iron Ore Limited	100%	1200 Hectares
M31/0427	Legacy Iron Ore Limited / Cazaly Resources	90% / 10%	91 Hectares
E31/1019	Legacy Iron Ore Limited / Cazaly Resources	90% / 10%	1 Block
E31/1020	Legacy Iron Ore Limited / Cazaly Resources	90% / 10%	1 Block
M31/0107*	Murrin Murrin Operations Pty Ltd	90%	456 Hectares
M31/0229*	Murrin Murrin Operations Pty Ltd	90%	78 Hectares
M31/0230*	Murrin Murrin Operations Pty Ltd	90%	629 Hectares
<b>Tungsten</b>			
E80/5066	Legacy Iron Ore Limited	100%	3,300 Hectares
E80/5067	Legacy Iron Ore Limited	100%	12,900 Hectares
E80/5068	Legacy Iron Ore Limited	100%	1,500 Hectares

The Company has an interest in the iron ore rights of the following tenements:

Tenement	Holder/Applicant	Shares Held/Interest	Area Size
<b>Iron Ore</b>			
E29/0510	Legacy Iron Ore Limited / Hawthorn Resources Limited/ Hancock Magnetite Holdings Pty Ltd	42% / 28% / 30%	59 Blocks

\*The Company has a 90% interest in the gold rights of these tenements.

#### Key to Tenement Schedule

E - Exploration Licence  
P - Prospecting Licence  
M - Mining Licence

## CORPORATE GOVERNANCE STATEMENT

Legacy Iron Ore Limited ("Company") has made it a priority to adopt systems of control and accountability as the basis for the administration of corporate governance. These policies and procedures are summarised in this statement. Commensurate with the spirit of the ASX Corporate Governance Council's Corporate Governance Principles and Recommendations ("Principles & Recommendations") fourth edition, the Company has followed each recommendation where the Board has considered the recommendation to be an appropriate benchmark for its corporate governance practices. Where the Company's corporate governance practices follow a recommendation, the Board has made appropriate statements reporting on the adoption of the recommendation. Where, after due consideration, the Company's corporate governance practices depart from a recommendation, the Board has offered full disclosure and reason for the adoption of its own practice, in compliance with the "if not, why not" regime.

## Disclosure of Corporate Governance Practices

## Summary Statement

	ASX P & R	If not, why not		ASX P & R	If not, why not
Recommendation 1.1	✓		Recommendation 4.2	✓	
Recommendation 1.2	✓		Recommendation 4.3	✓	
Recommendation 1.3	✓		Recommendation 5.1	✓	
Recommendation 1.4	✓		Recommendation 5.2	✓	
Recommendation 1.5	✓		Recommendation 5.3	✓	
Recommendation 1.6	✓		Recommendation 6.1	✓	
Recommendation 1.7	✓		Recommendation 6.2	✓	
Recommendation 2.1		✓	Recommendation 6.3	✓	
Recommendation 2.2	✓		Recommendation 6.4	✓	
Recommendation 2.3	✓		Recommendation 6.5	✓	
Recommendation 2.4		✓	Recommendation 7.1		✓
Recommendation 2.5		✓	Recommendation 7.2	✓	
Recommendation 2.6	✓		Recommendation 7.3	✓	
Recommendation 3.1	✓		Recommendation 7.4	✓	
Recommendation 3.2	✓		Recommendation 8.1		✓
Recommendation 3.3	✓		Recommendation 8.2	✓	
Recommendation 3.4	✓		Recommendation 8.3	✓	
Recommendation 4.1		✓			

## Website Disclosures

Further information about the Company's charters, policies and procedures may be found at the Company's website at [www.legacyiron.com.au](http://www.legacyiron.com.au), under the section marked Corporate Governance.

## Disclosure – Principles &amp; Recommendations

The Company reports below on how it has followed (or otherwise departed from) each of the Principles & Recommendations during the 2021/2022 financial period ("Reporting Period").

## Principle 1 – Lay Solid Foundations for Management and Oversight

**Recommendation 1.1:** A listed entity should disclose:

- (a) the respective roles and responsibilities of its board and management; and
- (b) those matters expressly reserved to the board and those delegated to management.

**Disclosure:**

The Company has established the functions reserved to the Board and has set out these functions in its Board Charter. The Board is collectively responsible for promoting the success of the Company through its key functions of overseeing the management of the Company providing overall corporate governance of the Company, monitoring the financial performance of the Company, engaging appropriate management commensurate with the Company's structure and objectives, involvement in the development of corporate strategy and performance objectives and reviewing, ratifying and monitoring systems of risk management and internal control, codes of conduct and legal compliance.

**CORPORATE GOVERNANCE STATEMENT(Continued)**

The Company has established the functions delegated to senior executives and has set out these functions in its Board Charter. Senior executives are responsible for supporting the Chief Executive Officer and assisting the Chief Executive Officer in implementing the running of the general operations and financial business of the Company, in accordance with the delegated authority of the Board.

Senior executives are responsible for reporting all matters which fall within the Company's materiality thresholds at first instance to the Chief Executive Officer or, if the matter concerns the Chief Executive Officer, then directly to the Chair or the lead independent Director, as appropriate.

**Recommendation 1.2:** A listed entity should:

(a) undertake appropriate checks before appointing a director or senior executive, or putting forward for election as a director; and

(b) provide security holders with all material information in its possession relevant to a decision on whether or not to elect or re-elect a director.

**Disclosure:**

The board undertakes a review of the potential candidates and their appropriate skills through a reference of previous positions and industry contacts. The board does not undertake the full checks as recommended.

Full details of each person are announced in the initial appointment announcement and also in the Annual Report. Where a director is seeking election, shareholders are given full details.

**Recommendation 1.3:** A listed entity should have a written agreement with each director and senior executive setting out the terms of their appointment.

**Disclosure:**

Upon joining the Company, each director and senior executive enters into an agreement with the Company which sets out the key terms of their employment and their responsibilities including adhering to all Company policies.

**Recommendation 1.4:** The company secretary of a listed entity should be accountable directly to the board, through the chair, on all matters to do with the proper functioning of the board.

**Disclosure:**

The Company Secretary advises the board directly on all matters regarding the function of the board, in consultation with any legal advice if so required. The Secretary is responsible for the co-ordinating of all board matters, committee meetings and advice.

**Recommendation 1.5:** A listed entity should:

(a) have a diversity policy which includes requirements for the board or a relevant committee of the board to set measurable objectives for achieving gender diversity and to assess annually both the objectives and the entity's progress in achieving them;

(b) disclose that policy or a summary of it; and

© disclose as at the end of each reporting period the measurable objectives for achieving gender diversity set by the board or a relevant committee of the board in accordance with the entity's diversity policy and its progress towards achieving them, and either:

(1) the respective proportions of men and women on the board, in senior executive positions and across the whole organisation (including how the entity has defined "senior executive" for these purposes); or

(2) if the entity is a "relevant employer" under the Workplace Gender Equality Act, the entity's most recent "Gender Equality Indicators", as defined in and published under that Act.16

**Disclosure:** The Company does not qualify under the Act. The Company has a diversity policy but also appoints the most suitably qualified person to each position in the Company. Where there is a vacancy in the Company, the most suitable party will be employed.

The Company has a diversity policy in place as part of its corporate governance policies.

**CORPORATE GOVERNANCE STATEMENT(Continued)**

At the date of this report, all senior executive positions, being persons who can influence the direction of the Company, are filled by males.

**Recommendation 1.6:**

A listed entity should:

(a) have and disclose a process for periodically evaluating the performance of the board, its committees and individual directors; and

(b) disclose, in relation to each reporting period, whether a performance evaluation was undertaken in the reporting period in accordance with that process.

**Disclosure:**

The Chair is responsible for evaluating the board and the various committee members. The Chair holds informal discussions with the board on an ongoing basis, as required. The Company intends to move to a more formal process for evaluation as the Company develops.

**Recommendation 1.7**

A listed entity should:

(a) have and disclose a process for periodically evaluating the performance of its senior executives at least once every reporting period; and

(b) disclose, in relation to each reporting period, whether a performance evaluation was undertaken in the reporting period in accordance with that process.

**Disclosure:**

The Chief Executive Officer is responsible for evaluating the senior executives, and does this by holding informal discussions with the senior executives on an ongoing basis, as required. The Chief Executive Officer also holds an informal review once a year.

**Principle 2 – Structure the Board to Add Value****Recommendation 2.1**

The board of a listed entity should:

(a) have a nomination committee which:

(1) has at least three members, a majority of whom are independent directors; and

(2) is chaired by an independent director,

and disclose:

(3) the charter of the committee;

(4) the members of the committee; and

(5) as at the end of each reporting period, the number of times the committee met throughout the period and the individual attendances of the members at those meetings; or

(b) if it does not have a nomination committee, disclose that fact and the processes it employs to address board succession issues and to ensure that the board has the appropriate balance of skills, knowledge, experience, independence and diversity to enable it to discharge its duties and responsibilities effectively.

**Disclosure:**

As the date of this report, the Nomination Committee consisted of 3 members being Mr Mukherjee, Mr Nandi and Mr Gupta, with Mr Nandi as Chairman of the Committee. All directors are deemed to not be independent. Given the size of the Company, the Board considers the make up of the Committee as appropriate. The Committee has a charter setting out the criteria and responsibilities for the selection of new Directors.

**CORPORATE GOVERNANCE STATEMENT(Continued)**

The number of times the committee met is outlined in the annual report.

**Recommendation 2.2**

A listed entity should have and disclose a board skills matrix setting out the mix of skills and diversity that the board currently has or is looking to achieve in its membership.

**Disclosure:**

The skills of each individual director is outlined in the annual report setting out the qualifications and experience of each person.

**Recommendation 2.3**

A listed entity should disclose:

- (a) the names of the directors considered by the board to be independent directors;
- (b) if a director has an interest, position, association or relationship of the type described in Box 2.3 but the board is of the opinion that it does not compromise the independence of the director, the nature of the interest, position, association or relationship in question and an explanation of why the board is of that opinion; and
- (c) the length of service of each director

<b>Name (as at 31 March 2022)</b>	<b>Position</b>	<b>Independent</b>
Mr Sumit Deb	Non-Executive Chairman	No
Mr Rakesh Gupta	Executive Director / Chief Executive Officer	No
Mr Devanathan Ramachandran	Non-Executive Director	Yes
Amitava Mukherjee	Non-Executive Director	No
Somnath Nandi	Non-Executive Director	No

An independent Director is defined as a Non-Executive Director and;

- Is not a substantial shareholder of the Company or an officer of or directly or indirectly associated with a substantial shareholder of the Company;
- Within the last three years has not been employed in an executive capacity by the Company, or been a Director after ceasing to hold any such employment;
- Within the past three years has not been a principal of a material professional advisor or a material consultant to the Company or an employee associated with a such a material service provider or advisor; and,
- Does not have a material contractual relationship with the Company other than as a Director of the Company.

**Disclosure:**

As at 31 March 2022, the Board comprised five Directors, with Mr Devanathan being the only independent director. The remaining Directors are not independent because Mr Deb, Mr Mukherjee and Mr Nandi are nominees of the largest shareholder in the Company, and Mr Gupta holds the position of Chief Executive Officer. The Board considers that the merits of appointing additional Directors in order to achieve majority independent status are outweighed by the Board's wish to maintain a relatively small Board of five Directors, which the Board believes is adequate having regard to the operations of the Company.

A profile of each Director containing their skills, experience, expertise and term of office is set out in the Directors' Report.

**Identification of Independent Directors**

The independent Directors of the Company are Mr Devanathan Ramachandran. Mr Ramachandran is independent as he is a Non-Executive Director who is not a member of management and is free of any material business or other relationship that could interfere with, or could reasonably be perceived to materially interfere with, the independent exercise of their judgment.

**CORPORATE GOVERNANCE STATEMENT(Continued)**

Independence is measured having regard to the relationships listed in Box 2.1 of the Principles & Recommendations and the Company's materiality thresholds. The materiality thresholds are set out below.

**Group's Materiality Thresholds**

The Board has agreed on the following guidelines for assessing the materiality of matters, as set out in the Company's Board Charter:

- Statement of Financial Position items are material if they have a value of more than 10% of net assets.
- Profit and loss items are material if they will have an impact on the current period operating result of 10% or more.
- Items are also material if they impact on the reputation of the Company, involve a breach of legislation, are outside the ordinary course of business, they could affect the Company's rights to its assets, if accumulated they would trigger the quantitative tests, involve a contingent liability that would have a probable effect of 10% or more on statement of financial position or profit and loss items, or they will have an effect on operations which is likely to result in an increase or decrease in net income or dividend distribution of more than 10%.

Contracts will be considered material if they are outside the ordinary course of business, contain exceptionally onerous provisions in the opinion of the Board, impact on income or distribution in excess of the quantitative tests, there is a likelihood that either party will default, and the default may trigger any of the quantitative tests, are essential to the activities of the Company and cannot be replaced, or cannot be replaced without an increase in cost of such a quantum, triggering any of the quantitative tests, contain or trigger change of control provisions, they are between or for the benefit of related parties, or otherwise trigger the quantitative tests.

**Recommendation 2.4**

A majority of the board of a listed entity should be independent directors.

**Disclosure:**

As set out above, the Company does not meet this requirement due to the size of the Company.

**Recommendation 2.5:** The chair of the board of a listed entity should be an independent director and, in particular, should not be the same person as the CEO of the entity.

**Disclosure:**

The Chair of the Board since August 2020 has been Mr Sumit Deb, who is a nominated representative of the largest shareholder. Mr Deb is not deemed to be independent. During the Reporting Period Mr Deb was chair of the Company with the Chief Executive position carried out by Mr Rakesh Gupta.

**Recommendation 2.6:** A listed entity should have a program for inducting new directors and provide appropriate professional development opportunities for directors to develop and maintain the skills and knowledge needed to perform their role as directors effectively.

**Disclosure:**

Each director is provided with an induction to the Company's assets and business including all policies and procedures. Each director can request appropriate development opportunities which will be considered by the board on each occasion.

If a Director considers it necessary to obtain independent professional advice to properly discharge the responsibility of their office as a Director then, provided the Director first obtains approval for incurring such expense from the Chair, the Company will pay the reasonable expenses associated with obtaining such advice

**CORPORATE GOVERNANCE STATEMENT(Continued)****Principle 3 – Act ethically and responsibly****Recommendation 3.1**

A listed entity should articulate and disclose its values

**Disclosure:**

The Company expects Directors, Officers and Employees to practice honesty, integrity and observe high standards of business and personal ethics and comply with all applicable laws and regulations in fulfilling their duties and responsibilities.

**Recommendation 3.2**

A listed entity should:

- (a) have a code of conduct for its directors, senior executives and employees; and
- (b) ensure that the board or a committee of the board is informed of any material breaches of that code.

**Disclosure:**

The Company has established a Code of Conduct as to the practices necessary to maintain confidence in the Company's integrity, practices necessary to take into account their legal obligations and the expectations of their stakeholders and responsibility and accountability of individuals for reporting and investigating reports of unethical practices.

**Recommendation 3.3**

A listed entity should:

- (a) have and disclose a whistleblower policy; and
- (b) ensure that the board or a committee of the board is informed of any material incidents reported under that policy.

**Disclosure:**

The Company has adopted a Whistleblower Policy which aims to encourage reporting of violations (or suspected violations) of the Company's Code of Conduct, or material legal or regulatory obligations, and to provide effective protection from victimisation and retaliation or dismissal to those reporting by implementing systems for confidentiality, anonymity and report handling.

Everyone working for the Company receives training on the Whistleblower Policy and are expected to understand and comply with it. Complaints made under the Whistleblower Policy which are regarded as serious and warrant investigation by the Responsible Officer are investigated as set out in the Policy. The Board is informed of material breaches or incidents reported under the Whistleblower Policy and the Board periodically reviews and makes changes to the Policy.

**Recommendation 3.4**

A listed entity should:

- (a) have and disclose an anti-bribery and corruption policy; and
- (b) ensure that the board or a committee of the board is informed of any material breaches of that policy.

**Disclosure:**

The Company has an Anti-Bribery & Anti-Corruption Policy that applies to its employees, Directors, contractors, consultants, third parties and other persons associated with the Company's business operations.

All Company policies are aimed at conducting business that is fair, honestly, transparently, with integrity and in compliance with the law in all jurisdictions in which it operates. Acknowledging the

**CORPORATE GOVERNANCE STATEMENT(Continued)**

potential for reputational damage if the Company is, or is alleged to be, involved in bribery or corruption, the Policy addresses:

- what may be deemed as forms of bribery and corruption;
- encourages a robust culture of integrity, transparency and compliance, which is critical to long term success and value preservation in the business;
- aims to safeguard and make transparent relationships with external parties in the context of receiving and giving hospitality, gifts and other financial benefits for legitimate purposes consistent with normal business practice; and
- prohibits bribes and improper payments, and places appropriate controls on gifts and donations.

Employees are trained in the policy and are responsible for reporting actual or suspected breaches of the Policy. All safeguards in terms of confidentiality, anonymity, ongoing support and protection in that Policy will apply in these circumstances. Any material breaches of the Anti-Bribery & Anti-Corruption Policy are reported to the Board. The Board periodically reviews and makes changes to the Policy

**Recommendation 4.1**

The board of a listed entity should:

(a) have an audit committee which:

(1) has at least three members, all of whom are non-executive directors and a majority of whom are independent directors; and

(2) is chaired by an independent director, who is not the chair of the board,

and disclose:

(3) the charter of the committee;

(4) the relevant qualifications and experience of the members of the committee; and

(5) in relation to each reporting period, the number of times the committee met throughout the period and the individual attendances of the members at those meetings; or

(b) if it does not have an audit committee, disclose that fact and the processes it employs that independently verify and safeguard the integrity of its corporate reporting, including the processes for the appointment and removal of the external auditor and the rotation of the audit engagement partner.

**Disclosure:**

The Board has established an Audit committee that is structured in accordance with Recommendation 4.1 where possible.

As at the date of this report, Mr Mukherjee, Mr Nandi and Mr Ramachandran are members of the Audit Committee with Mr Mukherjee as Chairman of the Committee. Only Mr Ramachandran is considered independent.

The Company has adopted an Audit Committee Charter which sets out the responsibilities and role of the Committee and how it reports to the Board.

Details of each of the Director's qualifications are set out in the Directors' Report. The Chairman of the Audit Committee has formal qualifications in the area of accounting, while the other members either have formal qualifications or have industry knowledge and experience and consider themselves to be financially literate. Further, the Company's Audit Committee Charter provides that the Board meet with the external auditor without management present, as required.

The Company has established procedures for the selection, appointment and rotation of its external auditor. The Board is responsible for the initial appointment of the external auditor and the appointment of a new external auditor when any vacancy arises, as recommended by the Audit-

**CORPORATE GOVERNANCE STATEMENT(Continued)**

Committee (or its equivalent). Candidates for the position of external auditor must demonstrate complete independence from the Group through the engagement period. The Board may otherwise select an external auditor based on criteria relevant to the Company's business and circumstances.

The performance of the external auditor is reviewed on an annual basis by the Audit Committee (or its equivalent) and any recommendations are made to the Board.

The Audit Committee met twice during the Reporting Period.

**Recommendation 4.2**

The board of a listed entity should, before it approves the entity's financial statements for a financial period, receive from its CEO and CFO a declaration that, in their opinion, the financial records of the entity have been properly maintained and that the financial statements comply with the appropriate accounting standards and give a true and fair view of the financial position and performance of the entity and that the opinion has been formed on the basis of a sound system of risk management and internal control which is operating effectively.

**Disclosure:**

The Chief Executive Officer and the Chief Financial Officer (or equivalent) have provided a declaration to the Board in accordance with section 295A of the Corporations Act and have assured the Board that such declaration is founded on a sound system of risk management and internal control and that the system is operating effectively in all material respects in relation to financial risk.

**Recommendation 4.3**

A listed entity should disclose its process to verify the integrity of any periodic corporate report it releases to the market that is not audited or reviewed by an external auditor.

**Disclosure:**

The Audit and Risk Committee reviews and makes recommendations to the Board for the approval of all financial reports.

Where a report does not require an audit or review by an external auditor, the report is prepared by the finance manager and then reviewed by the Chief Executive Officer. Once the Chief Executive Officer has reviewed and is happy with the report content, it is circulated internally to any appropriate member before being circulated to the full board for comment and approval prior to lodging with the ASX.

**Principle 5 – Make Timely and Balanced Disclosure****Recommendation 5.1:**

A listed entity should have and disclose a written policy for complying with its continuous disclosure obligations under Listing Rule 3.1.

**Disclosure:**

The Company has established written policies designed to ensure compliance with ASX Listing Rule disclosure and accountability at a senior executive level for that compliance. The policies also include examples of disclosure requirements and who can communicate with media outlets.

**Recommendation 5.2**

A listed entity should ensure that its board receives copies of all material market announcements promptly after they have been made.

**Disclosure:**

Any announcement is first prepared by the appropriate department of the Company and forwarded to the Chief Executive Officer for review. If needed, the Company Secretary will also review the announcement before it is then sent to the full board for comment and approval prior to lodging with the ASX.

**CORPORATE GOVERNANCE STATEMENT(Continued)****Recommendation 5.3**

A listed entity that gives a new and substantive investor or analyst presentation should release a copy of the presentation materials on the ASX Market Announcements Platform ahead of the presentation.

**Disclosure:**

The Company lodges all presentations prior to any meeting with analysts. From time to time the Company will provide a Company Update which is lodged on the ASX platform ahead of the commencement of trading hours where possible.

**Principle 6 – Respect the Rights of Security Holders****Recommendation 6.1:**

A listed entity should provide information about itself and its governance to investors via its website.

**Disclosure:**

The Company has designed a communications policy for promoting effective communication with shareholders and encouraging shareholder participation at general meetings. This includes all relevant information being disclosed on the Company's website.

**Recommendation 6.2**

A listed entity should design and implement an investor relations program to facilitate effective two-way communication with investor.

**Disclosure:**

The company welcomes open communication with shareholders including access to the Chief Executive Officer, Board members and the ability for shareholders to communicate via email.

**Recommendation 6.3**

A listed entity should disclose how it facilitates and encourages participation at meetings of security holders.

**Disclosure:**

The Company encourages all shareholders to attend meetings of members, including allowing time for shareholder questions. The time and place of each general meeting is decided with Shareholder preferences in mind, to encourage maximum attendance by Shareholders

**Recommendation 6.4**

A listed entity should ensure that all substantive resolutions at a meeting of security holders are decided by a poll rather than by a show of hands.

**Disclosure:**

Decisions on all substantive resolutions at general meetings of the Company will be decided by a poll to ensure the true will of Shareholders is ascertained, rather than by a show of hands.

**CORPORATE GOVERNANCE STATEMENT(Continued)****Recommendation 6.5**

A listed entity should give security holders the option to receive communications from, and send communications to, the entity and its security registry electronically.

**Disclosure:**

The Company has an email where shareholders can request to receive all information electronically and offers the same service through its share registry.

**Principle 7 – Recognise and Manage Risk**

**Recommendation 7.1:** The board of a listed entity should:

(a) have a committee or committees to oversee risk, each of which:

(1) has at least three members, a majority of whom are independent directors; and

(2) is chaired by an independent director,

and disclose:

(3) the charter of the committee;

(4) the members of the committee; and

(5) as at the end of each reporting period, the number of times the committee met throughout the period and the individual attendances of the members at those meetings; or

(b) if it does not have a risk committee or committees that satisfy (a) above, disclose that fact and the processes it employs for overseeing the entity's risk management framework.

**Disclosure:**

The Board has adopted a Risk Management Policy, which sets out the Company's risk profile. Under the policy, the Board is responsible for approving the Company's policies on risk oversight and management and satisfying itself that management has developed and implemented a sound system of risk management and internal control.

Under the policy, the Board delegates day-to-day management of risk to the Chief Executive Officer who is responsible for identifying, assessing, monitoring and managing risks. The Chief Executive Officer and the Finance Manager are responsible for updating the Company's material business risks to reflect any material changes, with the approval of the Board.

In fulfilling the duties of risk management, the Chief Executive Officer may have unrestricted access to Company employees, contractors and records and may obtain independent expert advice on any matter they believe appropriate, with the prior approval of the Board.

In addition, the following risk management measures have been adopted by the Board to manage the Company's material business risks:

- the Board has established authority limits for management which, if exceeded, will require prior Board approval;
- the Board has adopted a compliance procedure for the purpose of ensuring compliance with the Group's continuous disclosure obligations; and
- the Board has adopted a corporate governance manual which contains other policies to assist the Company to establish and maintain its governance practices.

The Board has also established an audit and risk committee with each board member being present. The Company does not have the required number of independent directors meet the requirements.

**Recommendation 7.2:**

The board or a committee of the board should:

(a) review the entity's risk management framework at least annually to satisfy itself that it continues to be sound and that the entity is operating with due regard to the risk appetite set by the board; and

(b) disclose, in relation to each reporting period, whether such a review has taken place.

**CORPORATE GOVERNANCE STATEMENT(Continued)****Disclosure:**

Management report to the Board as to the effectiveness of the Company's management of its material business risks via the Audit Committee meetings. In addition at every board meeting, the Board is provided with an update to ensure all relevant risks and systems are in place and working effectively.

**Recommendation 7.3:** A listed entity should disclose:

- (a) if it has an internal audit function, how the function is structured and what role it performs; or
- (b) if it does not have an internal audit function, that fact and the processes it employs for evaluating and continually improving the effectiveness of its risk management and internal control processes.

**Disclosure:**

The Company has a Finance Manager which oversees the operations of the Company and sets the required measures for financial management. The Board receives assurances from the Chief Executive Officer and the Finance Manager that the financial accounts are founded on a sound system of risk management and internal control and that the system is operating effectively in all material respects in relation to financial reporting risks.

The Company has an internal audit committee as outlined above, which then reviews these financial reports in addition to the external auditors.

**Recommendation 7.4**

A listed entity should disclose whether it has any material exposure to environmental and social risks and, if it does, how it manages or intends to manage those risks.

**Disclosure:**

The Company is an exploration company and as such has exposure to the risks of the mining industry including commodity prices, environmental risks etc.

**Principle 8 – Remunerate Fairly and Responsibly****Recommendation 8.1**

The board of a listed entity should:

(a) have a remuneration committee which:

- (1) has at least three members, a majority of whom are independent directors; and
- (2) is chaired by an independent director,

and disclose:

- (3) the charter of the committee;
- (4) the members of the committee; and
- (5) as at the end of each reporting period, the number of times the committee met throughout the period and the individual attendances of the members at those meetings; or
- (b) if it does not have a remuneration committee, disclose that fact and the processes it employs for setting the level and composition of remuneration for directors and senior executives and ensuring that such remuneration is appropriate and not excessive.

**Disclosure:**

The Company has established a Remuneration Committee. The Committee has adopted a formal charter setting out the responsibilities and considerations in determining remuneration of Executives and Non-Executives. At the time of this report, Mr Deb, Mr Gupta and Mr Nandi are members of the Committee with Mr Deb as Chairman of the Committee. No members of the Committee are deemed to be independent. The Board considers the remuneration committee is sufficient given the size of the Board.

The remuneration committee did not meet during the period.

**CORPORATE GOVERNANCE STATEMENT(Continued)****Recommendation 8.2:**

A listed entity should separately disclose its policies and practices regarding the remuneration of non-executive directors and the remuneration of executive directors and other senior executives.

**Disclosure:**

Non-Executive Directors are remunerated at a fixed fee for their time and their responsibilities to various committees.

The Non-Executive Directors are however eligible to participate in the Company's incentive plan. The Board considers that this is a necessary motivation to attract the highest calibre candidates to the Board at this stage in the Company's operations.

**Recommendation 8.3:**

A listed entity which has an equity-based remuneration scheme should:

- (a) have a policy on whether participants are permitted to enter into transactions (whether through the use of derivatives or otherwise) which limit the economic risk of participating in the scheme; and
- (b) disclose that policy or a summary of it.

**Disclosure:**

Details of remuneration, including the Company's policy on remuneration, are contained in the "Remuneration Report" which forms of part of the Directors' Report.

The Company does not have any equity-based remuneration policies at present.

The Remuneration Committee meets to discuss the employment terms of the Chief Executive Officer and Non-Executive Directors where required, under an adopted Remuneration Committee Charter.

There are no termination or retirement benefits for Non-Executive Directors (other than for superannuation).

**Securities Trading Policy**

The Company has also established a policy concerning trading in the Company's securities by Directors, senior executives and employees.

The policy includes blackout periods where no trading in Group securities shall take place between:

- (i) Up to and including two (2) weeks prior to the announcement of the annual results, due to be lodged by no later than 30 September of each calendar year;
- (ii) Up to and including two (2) weeks prior to the announcement of the half year results, due to be lodged by no later than 31 March of each calendar year; and
- (iii) The last two (2) week period of the months of January, April, July and October prior to the release of the quarterly results for the periods ending 31 December, 31 March, 30 June and 30 September; or
- (iv) as directed in writing by the Company's Board at any time in its sole discretion.

If Directors including the Chief Executive Officer wish to trade securities outside the blackout period, they must obtain approval from the Chairman. Employees must obtain the approval of the Chief Executive Officer, and the Chairman must obtain the approval of the Board.