

## Appendix 4E

### Annual Financial Report For the year ended 31 March 2022

Name of entity

**CD Private Equity Fund II**

ARSN

Reporting Period

Previous Corresponding Period

162 057 089

1 April 2021 to 31 March 2022

1 April 2020 to 31 March 2021

#### Results for announcement to the market

		<b>31-Mar-22</b>
<b>Total net investment income</b> ("revenue from ordinary activities")	Up by 680.3% to	26,400,105
<b>Net operating profit for the year</b> ("profit from ordinary activities after tax attributable to unitholders")	Up by 3007.6% to	22,652,782
<b>Total comprehensive income</b> ("net profit for the period attributable to unitholders")	Up by 3007.6% to	22,652,782

#### Commentary on results

Refer to attached Annual Financial Report, including the Directors' Report, Report to Unitholders and Manager's Report. Additional Appendix 4E disclosure requirements can be found in the notes to these financial statements.

#### Distributions

	<b>Amount per security</b>
<b>Distribution paid on 29 June 2021</b>	34.0 cents
<b>Distribution paid on 21 January 2022</b>	35.5 cents
<b>Total Distributions</b>	69.5 cents

There is no Distribution Reinvestment Plan in operation in respect of these distributions.

#### Net tangible assets per unit


31/03/2022	\$1.97
31/03/2021	\$2.23

#### Earnings per unit

	<b>31 March 2022</b>	<b>31 March 2021</b>
Basic earnings/(loss) per unit	41.52 cents	(1.14) cents
Diluted earnings/(loss) per unit	41.52 cents	(1.14) cents

#### Financial Report

This report is based on the 31 March 2022 Annual Report and has been audited by Deloitte Touche Tohmatsu

  
**Stuart Nisbett**

Chair - E&P Investments Limited, Responsible Entity

30 May 2022



For personal use only

# Annual Financial Report

FOR THE YEAR ENDED  
31 MARCH 2022

ARSN 162 057 089

## RESPONSIBLE ENTITY



E&P Investments Limited  
(ACN 152 367 649) (AFSL 410 433)

**CD Private Equity Fund II**

**Contents**

**31 March 2022**

Report to Unitholders	2
Manager's report	5
Corporate governance statement	7
Directors' report	12
Auditor's independence declaration	16
Statement of profit or loss and other comprehensive income	17
Statement of financial position	18
Statement of changes in equity	19
Statement of cash flows	20
Notes to the financial statements	21
Directors' declaration	38
Independent auditor's report to the unitholders of CD Private Equity Fund II	39
Unitholder information	43
Directory	46

For personal use only

**CD Private Equity Fund II**  
**Report to Unitholders**  
**31 March 2022**

Dear Unitholders,

On behalf of the Board of the Responsible Entity, I am pleased to provide you with the annual report on the performance of the CD Private Equity Fund II (**Fund**) for the year ended 31 March 2022 (**FY22**).

*Financial performance*

Calendar 2021 was a stand-out year for private equity markets, with momentum carrying through from 2020. Favourable conditions have continued into 2022, despite uncertainty associated with ongoing waves of COVID-19 variants (Delta in mid-2021 and Omicron in late 2021/early 2022), the proposition of rising central banks rates at year end in response to inflation and elevated geopolitical risks in Europe. Performance of the Fund's investment in the US Select Private Opportunities Fund II, L.P. (**LP**), the investment vehicle through which the Fund invests in the underlying US private investment funds, was strong during the period, contributing to performance of the Fund on a total return (inclusive of all costs and distributions paid to investors) post-tax Net Tangible Asset (**NTA**) basis of 23.8% for FY22. Longer-term performance has also been strong, with the Fund returning 12.7% p.a. since inception.

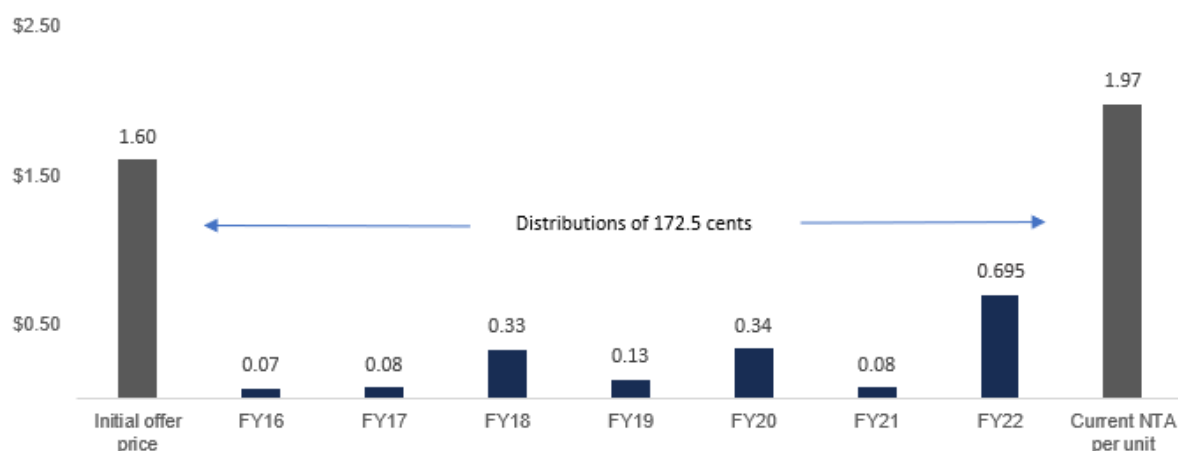
Underpinning the strong NTA returns, this year's financial results are pleasing. Net profit was \$22.7 million or 41.5 cents per Unit, compared with a loss of \$0.8 million or 1.4 cents per Unit for the previous financial year (**FY21**). The key components of this result include substantial net cash distributions received (\$40.6 million) from the LP and a \$26.6 million fair value movement gain in the Fund's investment in the LP, which includes a modest unrealised foreign currency translation gain. At 31 March 2022, the Fund had pre-tax net assets of \$111.9 million representing \$2.10 per Unit and post-tax net assets of \$104.7 million representing \$1.97 per Unit.

*Distributions and capital management*

Over FY22, the Fund paid two distributions of 34 cents per Unit and 35.5 cents per Unit. Representing the tenth and eleventh distributions from the Fund since its inception. These were paid to Unitholders in June 2021 and January 2022 respectively. The distributions gained through your investment in the Fund are shown in the graphic below, which also indicates the amount of your original investment and the value of net tangible assets per Unit at the end of FY22.

On an absolute return basis, investors who have held units since inception have received distributions totalling 172.5 cents per Unit, which with the current NTA of \$1.97 per unit, represents more than 2.3 times the initial \$1.60 offer price subscribed by investors.

CD2 Unit Value and Income



In addition to returning funds to Unitholders via distributions, the Fund commenced an on-market buyback of Units on 29 June 2021 and at 31 March 2022 had bought back 2,019,662 Units at an average price per Unit of \$1.59, a discount to NAV and accretive for remaining Unitholders.

**CD Private Equity Fund II**  
**Report to Unitholders**  
**31 March 2022**

*Investment activity*

The Fund's investment objectives are to provide Unitholders with exposure to a portfolio of investments in small and mid-market private investment funds and privately held companies, predominantly in the US, to achieve capital growth over a five to ten-year investment horizon.

Through its investment in the LP, the Fund is fully committed across twelve US private investment funds all focused on small-to-mid-market private investment opportunities, for a total investment of US\$98.0 million. As at 31 March 2022 the Fund remains invested in ten funds, having received final distributions from RFE Investment Partners VIII, L.P. (March 2022) and DFW Capital Partners IV L.P. (following the release of a small escrowed payment in May 2022).

The US private investment funds have been selecting and investing in small to mid-size private businesses since the Fund's inception in April 2013. As a result, the remaining underlying investments opportunities are well-progressed in utilising the capital or have been realised through sale, recapitalisation or another form of investment realisation. As at 31 March 2022, 95.3% of total funds committed to the LP had been called (representing US\$81.4 million of commitments). The Fund's proportionate share of the capital called is approximately US\$71.1 million (an 87.3% share).

During the period, the LP received 20 drawdown requests, and benefitted from 34 distributions. Net drawdown requests from underlying investment funds were US\$1.0 million (or 1.0% of total commitments) and net distributions to the LP from underlying funds were US\$34.1 million (or 34.8% of total commitments).

*Market activity and impacts on the Fund*

For the most part, FY22 was characterised by a continued recovery in the global economy. Supported by central bank policy, government spending and successful vaccines, the economic impacts of the later Delta and Omicron coronavirus variants were small, particularly in the US, in comparison to initial waves that locked down many countries in 2020. Public markets are, however, coming under pressure in 2022 as central banks begin to raise interest rates to combat higher inflation. Further, geopolitical uncertainty has spiked following the Russian invasion of neighbouring Ukraine, driving volatility in energy and commodity markets, increasing inflationary pressures and exacerbating supply chain disruption.

Despite public market volatility and geopolitical events, valuations of recent private equity transactions can only be characterised as strong. While the Fund's portfolio has seen some negative impacts to underlying valuations, most investments held or increased in value through the year and considerable value was realised for Unitholders. There is a shared confidence that the diversified portfolio of remaining businesses that the Fund is exposed to will continue to be successful investments. The majority of companies have been able to pass through recent inflation related cost increases and are still growing at an acceptable rate. Private equity as an investment class continued to attract record levels of investment through FY22, and high levels of dry powder (unused or uninvested capital) across the PE sector, particularly at the mid to upper end, are all encouraging for the future of the Fund.

Looking ahead there are some concerns that inflationary and supply chain risks and a more aggressive stance by the US Federal Reserve, which have resulted in a recent pullback in public market valuations, may also be reflected in private market valuations. Elevated uncertainty may also slow the realisation rate for underlying funds, however the majority of recent feedback received from underlying managers remains positive and the industry, as it tends to do, is focussed on managing near term risks while looking through to the longer-term outcomes.

Lastly, despite the public market volatility and very real decline in public market valuation multiples, underlying companies across the portfolio are well capitalised and a majority of them are expected to grow both revenues and profits in 2022. So far this year, we haven't seen exit multiples contract in any meaningful way, however, should the negative headwinds persist, that could impact some underlying companies, both in terms of exit timing and multiples achieved. We remind Unitholders that the majority of underlying investments were bought at attractive multiples (well below public markets levels), have grown substantially since acquisition, and will be positioned by underlying managers for attractive exits.

**CD Private Equity Fund II**  
**Report to Unitholders**  
**31 March 2022**

I would like to thank Unitholders for their continued support and look forward to presenting future updates on the Fund and the small-to-mid-market US-based private investment market, in which the Fund is invested.

Yours faithfully,



**Stuart Nisbett**

*Independent Chair of E&P Investments Limited*

30 May 2022

For personal use only

**CD Private Equity Fund II**  
**Manager's report**  
**31 March 2022**

The LP made a distribution of US\$17 million in May 2021 and US\$18.0 million in December 2021 to all limited partners. CD2's net share was US\$30.2 million which resulted in the 34 cent per Unit and 35.5 cents per Unit distribution paid to unitholders in June 2021 and January 2022. These distributions reflect the buoyancy in the private equity market, which has been highly active as the US economy rebounded from the initial COVID-19 slow-down in FY21.

In addition, the General Partner of the LP has released US\$3.2 million of unfunded commitments from its limited partners, resulting in a reduction to US\$4.0 million of remaining commitments to the LP.

We are pleased to provide you with a summary of the significant capital events that occurred at a partner fund level through FY22, including significant distributions from DFW IV, Chicago Pacific and US Select Direct.

**Underlying portfolio update**

**RFE Investment Partners VIII, L.P. (RFE)**

RFE sold three portfolio companies, including PCX AeroSystems, resulting in total aggregate distributions of US\$3.5 million to the LP. In March 2022, RFE paid a distribution of US\$4.4 million to the LP following the completion of a transaction involving the remaining RFE III portfolio resulting in the LP no longer having any investment in RFE III.

**High Road Capital Partners Fund II, L.P. (High Road)**

High Road sold portfolio company Cali Bamboo and York Wallcoverings, including the prior sale of The Crown Group, resulting in an aggregate distribution of US\$1.9 million to the LP. High Road also called capital to fund an add-on acquisition for a portfolio company.

**Main Post Growth Capital, L.P. (Main Post)**

Main Post sold portfolio company Nulo and Fortis Group and received escrowed proceeds from the prior sale of Arch Global Precision, resulting in a net distribution of US\$3.7 million to the LP. Mainpost also called capital to fund a follow-on investment in a portfolio company.

**DFW Capital Partners IV, L.P. (DFW IV)**

DFW IV paid a distribution to the LP following a structured secondary transaction involving the remaining DFW IV portfolio. The transaction resulted in net distributions to the LP of US\$5.7 million and the small, escrowed amount associated with this final portfolio transaction was released and received by the Fund's LP on 12 May 2022. As a result the LP has no further investment with DFW IV.

**US Direct Private Equity (US) L.P. (US Select Direct)**

US Select Direct sold portfolio company AFC Holding Company (**AFC**) and also received proceeds from the successful sale of a co-investment with another partner fund resulting in an aggregate distribution from US Select Direct of US\$8.0 million to the LP.

**Blue Point Capital Partners III, L.P. (Blue Point)**

Blue Point sold Perimeter Brands, LLC (**Perimeter Brands**) and Fire & Life Safety America (**FLSA**), inclusive of the proceeds received from a recapitalisation of another portfolio company, resulting in an aggregate distribution of US\$2.4 million to the LP.

**CD Private Equity Fund II  
Manager's report  
31 March 2022**

**NMS Fund II, L.P. (NMS)**

NMS portfolio company Avaap sold its Infor business unit to NYSE listed ASGN Incorporated and received proceeds from the sale of Constellation Behavioural Health, resulting in an aggregate distribution of US\$1.3 million to the LP. NMS also called capital to fund an add-on investment.

**Staple Street Capital II, L.P. (Staple Street)**

Staple Street called capital to fund an investment made in the prior year and distributed capital and investment proceeds, including from the sale of ABC Group, resulting in a net flow of US\$1.6 million to the LP.

**Chicago Pacific Founders Fund, L.P. (Chicago Pacific)**

Chicago Pacific distributed proceeds related to the partial sale of Pinnacle, resulting in a distribution of US\$3.9 million to the LP.

**Tower Arch Partners I, L.P. (Tower Arch)**

Tower Arch sold KNS Brand and received escrow payments relating to the prior sale of portfolio companies, resulting in aggregate distributions to the LP of US\$2.3 million. Tower Arch also called capital to fund follow-on investments in a number of portfolio companies.

**Trive Capital Fund I, L.P. (Trive)** and **Tengram Capital Partners Gen2 Fund, L.P. (Tengram)** had no material investment activities during the financial year.

## Overview

CD Private Equity Fund II (**Fund**) is a listed managed investment scheme whose units are traded on the Australian Securities Exchange (**ASX**). The Fund has no employees, and its day-to-day functions and investment activities are managed by the responsible entity of the Fund, E&P Investments Limited (**Responsible Entity**), and US Select Private Opportunities Fund II, GP LLC, in accordance with the relevant management agreements.

The directors of the Responsible Entity (**Board**) recognise the importance of good corporate governance.

The Fund's corporate governance charter, which incorporates the Fund's policies referred to below, (**Corporate Governance Charter**) is designed to ensure the effective management and operation of the Fund and will remain under regular review. The Corporate Governance Charter is available on the Fund's website [www.cdfunds.com.au](http://www.cdfunds.com.au).

A description of the Fund's adopted practices in respect of the eight principles and recommendations from the Fourth Edition of the ASX *Corporate Governance Principles and Recommendations* (**ASX Recommendations**) is set out below. All these practices, unless otherwise stated, were in place throughout the year and to the date of this report.

### 1. Lay solid foundations for management and oversight

#### **Board roles and responsibilities**

The Board is responsible for the overall operation, strategic direction, leadership and integrity of the Fund and, in particular, is responsible for the Fund's growth and success. In meeting its responsibilities, the Board undertakes the following functions:

- providing and implementing the Fund's strategic direction;
- reviewing and overseeing the operation of systems of risk management, ensuring that significant risks facing the Fund are identified, that appropriate control, monitoring and reporting mechanisms are in place and that risk is appropriately dealt with;
- overseeing the integrity of the Fund's accounting and corporate reporting systems, including the external audit;
- ensuring the Board is comprised of individuals who are best able to discharge the responsibilities of directors having regard to the law and the best standards of governance;
- reviewing and overseeing internal compliance and legal regulatory compliance;
- ensuring compliance with the Fund's constitution and with the continuous disclosure requirements of the ASX Listing Rules and the *Corporations Act 2001 (Cth)* (**Corporations Act**);
- overseeing the Fund's process for making timely and balanced disclosures of all material information concerning the Fund; and
- communicating with and protecting the rights and interests of all unitholders.

The Board has established a formal policy which acts as a charter and sets out its functions and responsibilities (**Board Policy**). The Board Policy is set out in section 2 of the Corporate Governance Charter. A review of the Board Policy is conducted annually.

### 2. Structure the board to add value

#### **Composition of the Board**

The Board is structured to maintain a mix of directors from different backgrounds with complementary skills and experience. Details of each director at the date of this report are given in the Directors' Report, including the period in office, skills, experience and expertise relevant to the position of director.

The directors of the Responsible Entity during the 2022 financial year and as at the date of this report are:

Mr. Stuart Nisbett – Independent, Non-Executive Chairperson (**Chair**)

Mr. Warwick Keneally – Non-Independent, Executive Director

Mr. Mike Adams – Non-Independent, Non-Executive Director (retired 9 December 2021)

Mr. Peter Shear – Independent, Non-Executive Director

**CD Private Equity Fund II**  
**Corporate governance statement**  
**31 March 2022**

The company secretaries of the Responsible Entity during the 2022 financial year and as at the date of this report are:

Ms. Hannah Chan

Ms. Caroline Purtell

Having regard to the size of the Fund and the nature of its business, the Board has determined that a Board with three members is the appropriate composition for the Board and will enable it to continue to effectively discharge its responsibilities to the Fund. However, the composition of the Board will be reviewed periodically.

The current Board comprises two independent directors, Stuart Nisbett<sup>1</sup> and Peter Shear, and one non-independent director, Warwick Keneally, with the independent Chair holding a casting vote. The Board, however, has established a compliance committee (**Compliance Committee**) with a majority of external members, who are responsible for monitoring the extent to which the Responsible Entity complies with the Fund's constitution, compliance plan and any relevant regulations. The Compliance Committee must provide a report to the Board at least on a quarterly basis and report to the Australian Securities & Investments Commission (**ASIC**) if it is of the view that the Responsible Entity has not complied with the Fund's constitution, compliance plan or any relevant regulations.

The Fund recognises the ASX Recommendations with respect to establishing remuneration, audit, risk and nomination committees as good corporate governance. However, considering the size of the Fund, the functions that would be performed by these committees are best undertaken by the Board.

The Board will review its view on committees in line with the ASX Recommendations and in light of any changes to the size or structure of the Fund, and if required may establish committees to assist it in carrying out its functions. At that time the Board will adopt a charter for such committees in accordance with the ASX Recommendations and industry best practice.

It is the Board's policy to determine the terms and conditions relating to the appointment and retirement of non-executive directors on a case-by-case basis and in conformity with the requirements of the ASX Listing Rules and the Corporations Act. In accordance with the Corporate Governance Charter, directors are entitled to seek independent advice at the expense of the Fund. Written approval must be obtained from the Chair prior to incurring any expense on behalf of the Fund.

### **3. Promote ethical and responsible decision making**

#### ***Code of Conduct***

The Board has adopted a Code of Conduct set out in Section 5 of the Corporate Governance Charter to define the basic principles of business conduct of the Fund and the Responsible Entity. This Code requires the Fund's personnel to abide by the policies of the Fund and the law. The Code is a set of principles giving direction and reflecting the Fund's approach to business conduct and is not a prescriptive list of rules for business behaviour.

#### ***Whistleblower Policy***

The Board is subject to a Whistleblowing Policy which is available at [eap.com.au/shareholder-centre/corporate-governance](http://eap.com.au/shareholder-centre/corporate-governance).

#### ***Anti-Bribery and Corruption Policy***

The Board is subject to a Fraud and Corruption Policy which is available at [eap.com.au/shareholder-centre/corporate-governance](http://eap.com.au/shareholder-centre/corporate-governance).

---

<sup>1</sup> Up until his appointment as a director of the Board, Stuart Nisbett was a member of an investment committee for one of the Responsible Entity's unlisted funds. The Board is of the view that this association does not compromise Stuart Nisbett's independence because the investment committee was dissolved on 23 December 2020 and he ceased to be remunerated for his position on the investment committee prior to his appointment as director.

### ***Unit Trading Policy***

The Board of the Responsible Entity has established a Unit Trading Policy set out in Section 6 of the Corporate Governance Charter to apply to trading in the Fund's units on the ASX. This policy outlines the permissible dealing of the Fund's units while in possession of price sensitive information and applies to all directors of the Responsible Entity.

The Unit Trading Policy imposes restrictions and notification requirements, including the imposition of blackout periods, trading windows and the need to obtain pre-trade approval.

### ***Insider Trading Policy***

The Board of the Responsible Entity has established an Insider Trading Policy set out in Section 7 of the Corporate Governance Charter to apply to trading in the Fund's units on the ASX. This policy applies to all directors, executives and employees of the Responsible Entity. All directors, executives and employees of the Responsible Entity must not deal in the Fund's units while in possession of price sensitive information. In addition, the general Unit Trading Policy sets out additional restrictions which apply to directors and executives of the Responsible Entity.

## **4. Safeguard integrity in financial reporting**

### ***Compliance Committee***

As a registered managed investment scheme, the Fund has a compliance plan that has been lodged with ASIC. The compliance plan is reviewed comprehensively every year to ensure the way in which the Fund operates protects the rights and interests of unitholders and that major compliance risks are identified and properly managed.

The Responsible Entity has formed a Compliance Committee to ensure the Fund complies with the relevant regulations and its constitution. The committee meets and reports to the Board of the Responsible Entity on a quarterly basis.

The committee is structured with three members, the majority of which are external. Details of the Compliance Committee members are as follows:

- **Mike Adams (Internal Member) – retired 1 January 2022**

Refer to Information on directors (page 13)

- **Warwick Keneally (Internal Member) – appointed 1 January 2022**

Refer to Information on directors (page 12)

- **Michael Britton (External Member)**

Michael is one of two external members of the Compliance Committee. He is a member of the compliance committee for the CD Private Equity Fund Series, the Venture Capital Opportunities Fund and the FSREC Property Fund. He is also an independent member of Compliance Committees for NorthWest Health Australia (Schemes 2 & 3), Angas Asset Management Fund, Angas Prime and Angas Direct.

Michael has over 40 years of commercial and financial services experience, initially with Boral Limited and culminating in 13 years as General Manager of the corporate businesses of The Trust Company Limited (now part of Perpetual Limited) (The Trust Company) where he established the company's reputation as a leader in the delivery of independent responsible entity services. He has represented The Trust Company as a director on the boards of both domestic and offshore operating subsidiary companies and a large number of special purpose companies delivering the responsible entity function in both conventional and stapled, ASX listed and unlisted managed investment schemes. Michael has acted as a Responsible Manager (as recognised by ASIC), a member of committees of inspection in relation to large insolvency administrations and as an independent compliance committee member for substantial investment managers with portfolios of managed investment schemes. He is a recently retired panel member for the Australian Financial Complaints Authority (formerly Financial Ombudsman Service Limited) having served for 9 years.

Currently Michael is an independent director on the boards of the now unlisted Westfield Corporation Limited and Westfield America Management Pty Limited (following the French/Dutch conglomerate, Unibail Rodamco, absorbing the Westfield offshore Shopping Malls). He is an independent director of the unlisted Knights Capital Group Limited, a

**CD Private Equity Fund II**  
**Corporate governance statement**  
**31 March 2022**

Perth-based investor which is currently subject to a Members voluntary winding-up. He is sole independent director of a special purpose company involved a high profile securitisation transactions in the mortgage financing industry.

Michael holds degrees in Jurisprudence and Law from the University of New South Wales and is a Graduate Member of the Australian Institute of Company Directors and a Fellow of the Governance Institute of Australia.

**Barry Sechos (External Member)**

Barry is one of two external members of the Compliance Committee. Barry is a member of the Compliance Committee for the CD Private Equity Fund Series, the Venture Capital Opportunities Fund, the FSREC Property Fund and the US Masters Residential Property Fund.

Barry is a Director of Sherman Group Pty Limited, a privately-owned investment company, and is responsible for managing the investment, legal, financial and operational affairs of Sherman Group of companies. Barry has 37 years' experience in corporate law and finance having spent seven years as a banking and finance lawyer at Allen Allen & Hemsley (Sydney, Singapore and London), and eight years as a Director of EquitiLinkFunds Management and Aberdeen Asset Management Australia. Barry is also a Director of Paddington St Finance Pty Ltd, a specialist structured finance company, See Saw Films, a film production and finance group and winner of the 2011 Academy Award for Best Picture, Phoslock Environmental Technologies Limited, an Australian company listed on the ASX which provides innovative water technologies and engineering solutions to manage nutrients and other water pollutants, Regeneus Limited, an ASX listed biotech company and a Director of the Sherman Centre for Culture and Ideas, a charitable cultural organisation.

**5. Make timely and balanced disclosure**

The Board is committed to complying with its continuous disclosure obligations under the Corporations Act and ASX Listing Rules, as well as releasing relevant information to the market and unitholders in a timely and direct manner to promote investor confidence in the Fund and its securities.

The Fund has adopted a Continuous Disclosure Policy set out in Section 4 of the Corporate Governance Charter to ensure the Fund complies with its continuous disclosure requirements under the Corporations Act and ASX Listing Rules. The policy is administered by the Board and monitored by the Compliance Committee.

**6. Respect the rights of unitholders**

The Fund promotes effective communication with unitholders. The Board has developed a strategy within its Continuous Disclosure Policy to ensure unitholders are informed of all major developments affecting the Fund's performance, governance, activities and state of affairs. Each unitholder is also provided online access to Boardroom Pty Limited (**Registry**) to allow them to receive communications from, and send communication to, the Responsible Entity and the Registry. This also includes using a website to facilitate communication with unitholders.

Information is communicated to unitholders through announcements to ASX, releases to the media and dispatch of financial reports. Unitholders are provided with an opportunity to access such reports and releases electronically; copies of all such ASX announcements are linked to the Fund's website at **cdfunds.com.au**.

These include:

- monthly net asset value estimates
- monthly fund updates
- quarterly fund updates
- half-year report
- annual report
- occasional announcements to the ASX made in compliance with the Fund's continuous disclosure requirements
- occasional correspondence sent to unitholders on matters of significance to the Fund.

The Board encourages full participation of unitholders at the general meetings held by the Fund to ensure a high level of accountability and identification with the Fund's strategy. Unitholders who are unable to attend a general meeting are given the opportunity to provide questions or comments ahead of the meeting and where appropriate, these questions are answered at the meeting. Unitholders may also contact the Board directly through the Company Secretary by using the Responsible Entity contact details found at the end of this document.

#### **7. Recognise and manage risk**

The Board has accepted the role of identification, assessment, monitoring and managing the significant areas of risk applicable to the Fund and its operations. It has not established a separate committee to deal with these matters because the directors believe the size of the Fund and its operations do not warrant separate committee at this time. The Board also monitors and appraises financial performance, including the approval of annual and half-year financial reports and liaising with the Fund's auditor.

In order to evaluate and continually improve the effectiveness of its risk management and internal control processes, the Responsible Entity has adopted a risk management system as set out in Section 8 of the Corporate Governance Charter (**Risk Management System**) for the Fund. The Board conducts an annual review of the Fund's Risk Management System to satisfy itself that the Risk Management System continues to be sound. The Responsible Entity's Risk Management System is reviewed annually.

The Fund does not have any material exposure to environmental or social risks.

The Board receives a letter half-yearly from the Fund's external auditor regarding their procedures and reporting that the financial records have been properly maintained and the financial statements comply with the Australian accounting standards.

The Responsible Entity provides declarations required by Section 295A of the Corporations Act for all financial periods and confirms that in its opinion the financial records of the Fund have been properly maintained and that the financial statements and accompanying notes comply with the Australian accounting standards and give a true and fair view of the financial position and performance of the Fund, based on its review of the internal control systems, management of risk, the financial statements and the letter from the Fund's external auditor.

Details of the Fund's financial Risk Management System are set out in the notes to the financial statements in the Fund's annual report. The Board does not release to the market any periodic corporate reports which are not audited or reviewed by an external auditor.

#### **8. Remunerate fairly and responsibly**

Due to the relatively small size of the Fund and its operations, the Board does not consider it appropriate at this time to establish a formal remuneration committee.

Directors of the Fund are remunerated by the Responsible Entity. In accordance with the Fund's constitution, the Responsible Entity is entitled to a management fee for services rendered. Details of the Fund's related party transactions are disclosed in the notes to financial statements within the Fund's annual report. The Fund's constitution is available to unitholders on the Fund's website.

**CD Private Equity Fund II**  
**Directors' report**  
**31 March 2022**

The directors of E&P Investments Limited, the Responsible Entity of the CD Private Equity Fund II (**Fund**), present their report together with the annual financial statements of the Fund for the financial year ended 31 March 2022.

**Directors**

The directors of the Responsible Entity at any time during or since the end of the financial year are listed below:

- Stuart Nisbett (Chair)
- Warwick Keneally
- Peter Shear
- Mike Adams (resigned 9 December 2021)

Directors were in office since the start of the financial year to the date of this report unless otherwise stated.

Information on the directors:

**Stuart Nisbett**

Stuart is currently Executive Director and Principal at Archerfield Capital Partners, a boutique corporate advisory firm specialising in real estate, which he established in 2008. He has more than 30 years' experience in property development, property funds management, equity and debt raising, corporate advisory and project finance.

Previously, Stuart was Executive Director, Head of Property Funds at ANZ Investment Bank. He was also the Managing Director, Head of Property Banking & Property Investment Banking at N M Rothschild & Sons (Australia) Limited. Stuart has also held senior roles at director level at Macquarie Bank Property Investment Banking Division and at Lendlease Corporation in its development and commercial asset management divisions.

Stuart is a Chartered Accountant and holds a Bachelor of Commerce with Merit and a Masters of Commerce from the University of NSW, and in 2005 was appointed a Fellow of the Australian Property Institute.

**Warwick Keneally**

Warwick is Head of Finance at E&P Funds, the Funds Management division of E&P Financial Group Limited and Chief Financial Officer of New Energy Solar Manager. Before joining E&P Funds, Warwick worked in chartered accounting firms specialising in turnaround and restructuring. Warwick started his career with KPMG, working in their Canberra, Sydney and London offices and has undertaken a range of complex restructuring and insolvency engagements across Europe, UK and Australia, for a range of Australian, UK, European and US banks. Warwick has worked with companies and lenders to develop and implement strategic business options, provide advice in relation to continuous disclosure requirements, develop cash forecasting training for national firms, and lectured on cash management.

Warwick has a Bachelor of Economics and Bachelor of Commerce from Australian National University and is a Member of the Institute of Chartered Accountants in Australia and New Zealand.

**Peter Shear**

Peter has significant expertise in funds management, financial advisory and complex lending arrangements including leveraged finance, property development and debt workout situations. Peter is currently a Managing Partner of Archibald Capital which specialises in Opportunistic Credit and Special Situations. Before that Peter was Co-Managing Partner of Opportunistic Lending and Special Situations at LIM Advisors. Prior to this role, Peter held the positions of Chief Risk Officer and Managing Director & Head of Corporate and Structured Finance at Lloyds Banking Group (and its predecessor HBOS plc) in Australia. Peter was also previously a Partner in Corporate Finance & Restructuring at Ernst & Young.

Peter has a Bachelor of Business from the University of Technology Sydney, an Executive MBA from AGSM, is a member of Chartered Accountants Australia and New Zealand, a Fellow of FINSIA and a Graduate Member of the Australian Institute of Company Directors.

**CD Private Equity Fund II**  
**Directors' report**  
**31 March 2022**

**Mike Adams (resigned 9 December 2021)**

Mike has extensive experience across a broad range of corporate, commercial and private client sectors. His core practice areas involve the provision of advice and transactional expertise in relation to new and existing retail and wholesale financial products and the regulatory framework within which they operate, as well as debt and equity financing, intellectual property, and film and television media law among others. Mike has previously worked in private practice, public sector and in-house roles in Australia, New Zealand and the United Kingdom, acting across multiple industries for a variety of clients, including high net worth individuals, banks and financial institutions, as well as numerous listed and unlisted corporate entities.

Mike is also a director of MA Law, a Sydney-based financial services law firm, and is admitted as a solicitor of the Supreme Court of NSW. He has a Bachelor of Laws from the University of Otago.

**Principal activities and significant changes in nature of activities**

The principal activity of the Fund during the financial year was investing in small-to-mid-market private investment funds and privately held companies with a predominate focus in the US. There were no significant changes in the nature of these activities.

**Distributions**

Distributions paid during the financial year were as follows:

	2022	2021
	\$	\$
Distribution - 8 cents per unit paid on 19 February 2021	-	4,415,203
Distribution - 34 cents per unit paid on 29 June 2021	18,764,614	-
Distribution - 35.5 cents per unit paid on 21 January 2022	19,198,848	-
	<u>37,963,462</u>	<u>4,415,203</u>

**Review and results of operations**

The profit for the Fund after providing for income tax amounted to \$22,652,782 (31 March 2021: loss of \$779,097).

The Fund has invested in a limited partnership, US Select Private Opportunities Fund II, L.P. (**LP**) which, in turn, invests in small-to-mid market private investment funds. The LP committed capital across 12 underlying private investment funds, which focus on a range of industries including consumer products, healthcare, manufacturing and business services. For the year ended 31 March 2022, these underlying private investment funds made drawdown requests on the LP to fund their investments, management fees and operating expenses. Net drawdown requests made by the underlying private investment funds since inception to the end of the year totalled US\$83.7 million.

The Fund has committed capital of US\$74.6 million, representing an interest of 87.3% in the LP. The Fund's proportionate share of the total capital called as at 31 March 2022 was US\$71.1 million (or \$95.0 million).

Total comprehensive income for the year was \$22,652,782 (2021: \$779,097 loss). The key components of this result included a \$26,583,490 fair value movement gain (2021: \$4,575,938 gain) on the Fund's investment in the LP during the year. As at 31 March 2022, the Fund had net assets of \$104,653,586 (2021: \$123,179,714), representing \$1.97 per unit (2021: \$2.23 per unit), after paying a distribution of \$0.695 per unit (2021: distribution of \$0.08 per unit) to unitholders during the year.

The Fund had a basic and diluted earnings per unit of 41.52 cents for the year ended 31 March 2022 (2021: 1.41 cents loss per unit).

**Events subsequent to the reporting period**

No matter or circumstance has arisen since 31 March 2022 that has significantly affected, or may significantly affect the Fund's operations, the results of those operations, or the Fund's state of affairs in future financial years.

**Future developments and expected results of operations**

The Fund has committed capital to the LP to fund 12 underlying private investment funds and expects to complete its investments as the committed capital is called by the LP. The objective of the Fund is to achieve capital growth over a five to 10 years investment horizon from its exposure to a portfolio of investments in small and mid-market private investment funds and privately held companies predominately focused in the US. Following the realisation of all underlying investments by DFW Capital Partner IV, L.P. and RFE Investment Partners VIII, L.P. during the year, the Fund's remaining investments are held with ten underlying private investment funds.

**Environmental regulation**

The Fund is not subject to any particular and significant environmental regulations under a law of the Commonwealth or a State or Territory.

**Other relevant information**

The following lists other relevant information required under the *Corporations Act 2001*:

- details of fees paid to the Responsible Entity during the financial year – refer to note 16 to the financial statements
- details of number of units in the Fund held by the Responsible Entity, their related parties and Directors at the end of the financial year - refer to note 16 to the financial statements
- details of issued interests in the Fund during the financial year – refer to note 6 to the financial statements.

**Options**

No options were granted over issued or unissued units in the Fund during, or since, the end of the year.

**Indemnity and insurance**

Under the Fund's constitution, the Responsible Entity, including its officers and employees, is indemnified out of the Fund's assets for any loss, damage expense or other liability incurred by it in properly performing or exercising any of its powers, duties or rights in relation to the Fund.

Insurance premiums have been paid, during or since the end of the financial year, for all of the directors of the Responsible Entity of the Fund. The contract of insurance prohibits disclosure of the nature of the liability and the amount of the premium.

No indemnities have been given or insurance premiums paid, during or since the end of the financial year, for the auditor of the Fund.

**Non-audit services**

Details of the amounts paid or payable to the auditor, Deloitte Touche Tohmatsu, for non-audit services are outlined in note 17 to the financial statements.

The directors are satisfied that the provision of non-audit services during the financial year, by the auditor (or by another person or firm on the auditor's behalf), is compatible with the general standard of independence for auditors imposed by the *Corporations Act 2001*.

The directors are of the opinion that the services as disclosed in note 17 to the financial statements do not compromise the external auditor's independence requirements of the *Corporations Act 2001* for the following reasons:

- all non-audit services are reviewed and approved prior to commencement to ensure they do not adversely affect the integrity and objectivity of the auditor; and
- the nature of the services provided does not compromise the general principles relating to auditor independence in accordance with APES110: Code of Ethics for Professional Accountants set by the Accounting Professionals Ethical Standards Board.

**Auditor's independence declaration**

A copy of the auditor's independence declaration as required under section 307C of the *Corporations Act 2001* is set out immediately after this directors' report.

**CD Private Equity Fund II**  
**Directors' report**  
**31 March 2022**

This report is made in accordance with a resolution of directors, pursuant to section 298(2)(a) of the *Corporations Act 2001*.

On behalf of the directors



Stuart Nisbett  
Chair of E&P Investments Limited, Responsible Entity

30 May 2022

For personal use only

The Board of Directors  
E & P Investments Limited as Responsible Entity for:  
CD Private Equity Fund II  
Level 15  
100 Pacific Highway  
NORTH SYDNEY NSW 2060

30 May 2022

Dear Board Members

### Auditor's Independence Declaration to CD Private Equity Fund II

In accordance with section 307C of the *Corporations Act 2001*, I am pleased to provide the following declaration of independence to the directors of the Responsible Entity of CD Private Equity Fund II.

As lead audit partner for the audit of the financial report of CD Private Equity Fund II for the year ended 31 March 2022, I declare that to the best of my knowledge and belief, there have been no contraventions of:

- the auditor independence requirements of the *Corporations Act 2001* in relation to the audit; and
- any applicable code of professional conduct in relation to the audit.

Yours faithfully

  
DELOITTE TOUCHE TOHMATSU



Weng W Ching  
Partner  
Chartered Accountants

**CD Private Equity Fund II**  
**Statement of profit or loss and other comprehensive income**  
**For the year ended 31 March 2022**

	Note	2022 \$	2021 \$
<b>Investment income</b>			
Interest income		7,834	13,967
Foreign exchange (loss)		(191,219)	(1,206,553)
Fair value movements of equity investments	10	<u>26,583,490</u>	<u>4,575,938</u>
Total investment income		<u>26,400,105</u>	<u>3,383,352</u>
<b>Expenses</b>			
Management and administration fees	16	(559,915)	(550,252)
Listing fees		(50,041)	(49,213)
Custody fees		(22,702)	(29,188)
Registry fees		(43,526)	(32,577)
Legal and professional fees	16	(167,615)	(210,477)
Other expenses		<u>(4,829)</u>	<u>(15,684)</u>
Total expenses		<u>(848,628)</u>	<u>(887,391)</u>
<b>Profit before income tax expense</b>		25,551,477	2,495,961
Income tax expense	4	<u>(2,898,695)</u>	<u>(3,275,058)</u>
<b>Profit/(loss) after income tax expense for the year</b>		22,652,782	(779,097)
Other comprehensive income for the year, net of tax		-	-
<b>Total comprehensive income/(loss) for the year</b>		<u>22,652,782</u>	<u>(779,097)</u>
		<b>Cents</b>	<b>Cents</b>
Basic earnings/(loss) per unit	5	41.52	(1.41)
Diluted earnings/(loss) per unit	5	41.52	(1.41)

*The above statement of profit or loss and other comprehensive income should be read in conjunction with the accompanying notes*

CD Private Equity Fund II  
Statement of financial position  
As at 31 March 2022

	Note	2022 \$	2021 \$
<b>Assets</b>			
<b>Current assets</b>			
Cash and cash equivalents	7	11,515,075	12,876,566
Receivables	9	26,865	23,776
Current tax assets		-	340,444
<b>Total current assets</b>		<u>11,541,940</u>	<u>13,240,786</u>
<b>Non-current assets</b>			
Other financial assets	10	<u>100,526,700</u>	<u>115,737,477</u>
<b>Total non-current assets</b>		<u>100,526,700</u>	<u>115,737,477</u>
<b>Total assets</b>		<u>112,068,640</u>	<u>128,978,263</u>
<b>Liabilities</b>			
<b>Current liabilities</b>			
Trade and other payables	11	188,064	221,754
Current tax payable		661,428	-
<b>Total current liabilities</b>		<u>849,492</u>	<u>221,754</u>
<b>Non-current liabilities</b>			
Deferred tax	12	<u>6,565,562</u>	<u>5,576,795</u>
<b>Total non-current liabilities</b>		<u>6,565,562</u>	<u>5,576,795</u>
<b>Total liabilities</b>		<u>7,415,054</u>	<u>5,798,549</u>
<b>Net assets</b>		<u>104,653,586</u>	<u>123,179,714</u>
<b>Equity</b>			
Unit capital	6	83,881,028	87,096,476
Retained earnings		<u>20,772,558</u>	<u>36,083,238</u>
<b>Total equity</b>		<u>104,653,586</u>	<u>123,179,714</u>

The above statement of financial position should be read in conjunction with the accompanying notes

**CD Private Equity Fund II**  
**Statement of changes in equity**  
**For the year ended 31 March 2022**

	<b>Unit capital \$</b>	<b>Retained earnings \$</b>	<b>Total equity \$</b>
Balance at 1 April 2020	87,096,476	41,277,538	128,374,014
Loss after income tax expense for the year	-	(779,097)	(779,097)
Other comprehensive income for the year, net of tax	-	-	-
Total comprehensive income for the year	-	(779,097)	(779,097)
<i>Transactions with unitholders in their capacity as unitholders:</i>			
Distributions paid (note 13)	-	(4,415,203)	(4,415,203)
Balance at 31 March 2021	<u>87,096,476</u>	<u>36,083,238</u>	<u>123,179,714</u>
	<b>Unit capital \$</b>	<b>Retained earnings \$</b>	<b>Total equity \$</b>
Balance at 1 April 2021	87,096,476	36,083,238	123,179,714
Profit after income tax expense for the year	-	22,652,782	22,652,782
Other comprehensive income for the year, net of tax	-	-	-
Total comprehensive income for the year	-	22,652,782	22,652,782
<i>Transactions with unitholders in their capacity as unitholders:</i>			
Unit buy-backs (note 6)	(3,207,230)	-	(3,207,230)
Buy-back costs (note 6)	(8,218)	-	(8,218)
Distributions paid (note 13)	-	(37,963,462)	(37,963,462)
Balance at 31 March 2022	<u>83,881,028</u>	<u>20,772,558</u>	<u>104,653,586</u>

*The above statement of changes in equity should be read in conjunction with the accompanying notes*

**CD Private Equity Fund II**  
**Statement of cash flows**  
**For the year ended 31 March 2022**

	Note	2022 \$	2021 \$
<b>Cash flows from operating activities</b>			
Interest income received		7,770	26,704
Net payments to suppliers		<u>(921,593)</u>	<u>(700,422)</u>
Net cash used in operating activities	8	<u>(913,823)</u>	<u>(673,718)</u>
<b>Cash flows from investing activities</b>			
Receipt from distributions		<u>40,628,341</u>	<u>4,460,024</u>
Net cash from investing activities		<u>40,628,341</u>	<u>4,460,024</u>
<b>Cash flows from financing activities</b>			
Payment of buy-back costs		(8,218)	-
Payments for unit buy-backs		(3,170,984)	-
Payment for distributions		<u>(37,963,458)</u>	<u>(4,415,203)</u>
Net cash used in financing activities		<u>(41,142,660)</u>	<u>(4,415,203)</u>
Net decrease in cash and cash equivalents		(1,428,142)	(628,897)
Cash and cash equivalents at the beginning of the financial year		12,876,566	16,290,249
Effects of exchange rate changes on cash and cash equivalents		<u>66,651</u>	<u>(2,784,786)</u>
Cash and cash equivalents at the end of the financial year	7	<u><u>11,515,075</u></u>	<u><u>12,876,566</u></u>

*The above statement of cash flows should be read in conjunction with the accompanying notes*

**CD Private Equity Fund II**  
**Notes to the financial statements**  
**31 March 2022**

**1. General information**

CD Private Equity Fund II (**Fund**) is a Managed Investment Scheme registered and domiciled in Australia. The principal activities of the Fund are to invest in small-to-mid-market private investment opportunities in the United States of America (**US**), through its capacity as a Limited Partner of the US Select Private Opportunities Fund II, L.P. (**LP**) registered in the Cayman Islands.

(i) Basis of preparation

The financial statements have been prepared on an accrual basis and are based on historical cost with the exception of financial assets, which are measured at fair value. All amounts are presented in Australian dollars unless otherwise noted.

(ii) Statement of compliance

The financial statements are general purpose financial statements which have been prepared in accordance with Australian Accounting Standards issued by the Australian Accounting Standards Board (**AASB**) and the *Corporations Act 2001*. Compliance with Australian Accounting Standards ensures the financial statements and notes to the financial statements of the Fund comply with the International Financial Reporting Standards (**IFRS**) issued by the International Accounting Standards Board (**IASB**).

The financial statements were authorised for issue by the directors on 30 May 2022. For the purposes of preparing the financial statements, the Fund is a for-profit entity.

(iii) Adoption of new and revised Accounting Standards

The Fund has adopted all of the new and revised Standards and Interpretations issued by the AASB that are relevant to their operations and effective for the current year. No new or revised Standards and Interpretations effective for the current year are considered to have a material impact on the Fund.

(iv) Accounting Standards and Interpretations issued but not yet effective

At the date of authorisation of the financial statements, the Standards and Interpretations listed below were in issue but not yet effective. The potential impact of the new or revised Standards and Interpretations for reporting periods on or after 1 April 2022 are not expected to be material to the Fund. The potential impact of the new or revised Standards and Interpretations for reporting periods on or after 1 April 2023 are yet to be determined.

*AASB 2020-1 'Amendments to Australian Accounting Standards - Classification of Liabilities as Current or Non-current'*  
*AASB 2020-6 'Amendments to Australian Accounting Standards - Classification of Liabilities as Current or Non-current - Deferral of Effective Date'*

These standards are applicable to annual reporting periods beginning on or after 1 April 2023.

*AASB 2020-3 'Amendments to Australian Accounting Standards - Annual Improvements 2018-2020 and Other Amendments'*

This standard is applicable to annual reporting periods beginning on or after 1 April 2022.

*AASB 2021-2 'Amendments to Australian Accounting Standards - Disclosure of Accounting Policies and Definition of Accounting Estimates'*

This standard is applicable to annual reporting periods beginning on or after 1 April 2023.

**2. Summary of significant accounting policies**

The following accounting policies have been adopted in the preparation and presentation of the financial report.

**a) Foreign currencies**

The functional and presentation currency of the Fund is Australian dollars. This is based on an assessment that the primary economic environment in which the Fund operates is Australia.

## **2. Summary of significant accounting policies (continued)**

Transactions in foreign currencies are initially recorded in Australian dollars by applying the exchange rates ruling at the date of the transaction. Monetary assets and liabilities denominated in foreign currencies that are outstanding at the reporting date are retranslated at the rate of exchange ruling at the Statement of Financial Position date. Non-monetary items carried at fair value that are denominated in foreign currencies are translated at the rates prevailing at the date when the fair value was determined.

Exchange differences arising on translation are recognised in profit or loss in the period in which they arise.

### **b) Financial instruments**

Financial instruments, incorporating financial assets and financial liabilities, are recognised when the Fund becomes a party to the contractual provisions of the instrument.

#### **(i) Financial assets**

The Fund's financial assets comprise of cash and cash equivalents, receivables and an interest in a Limited Partnership.

When financial assets are recognised initially, they are measured at fair value plus, in the case of financial assets not at fair value through profit and loss, directly attributable transaction costs.

Cash and cash equivalents and receivables are subsequently measured at amortised cost using the effective interest rate method only if the following conditions are met, otherwise they are measured at fair value:

1. where a financial asset is held within a business model for the objective to collect contractual cash flows; and
2. contractual terms of the financial asset give rise on specified dates to cash flows that are solely payments of principal and interest on the principal amount outstanding.

The effective interest rate method is used to allocate interest income or interest expense over the relevant period and is equivalent to the rate that exactly discounts estimated future cash payments or receipts (including fees, transaction costs and other premiums or discounts) through the expected life (or when this cannot be reliably predicted, the contractual term) of the financial instrument to the net carrying amount of the financial asset or financial liability.

The Interest held by the Fund in the Limited Partnership (refer to (c) below) does not meet the conditions to satisfy subsequent measurement at amortised cost, and is therefore measured at fair value through profit or loss.

Gains and losses on all financial assets at fair value are recognised in profit or loss.

#### **(ii) Financial liabilities**

Financial liabilities are classified as derivative and non-derivative instruments as appropriate. The Fund determines the classification of its financial liabilities at initial recognition. All financial liabilities are recognised initially at fair value.

Non-derivative instruments are subsequently measured at amortised cost using the effective interest rate method. Derivative liabilities are subsequently measured at fair value.

#### **(iii) Derecognition**

Financial assets are derecognised where the contractual rights to receipt of cash flows expire or the asset is transferred to another party whereby the entity no longer has any significant continuing involvement in the risks and benefits associated with the asset. Financial liabilities are derecognised where the related obligations are discharged or cancelled or expire. The difference between the carrying value of the financial liability extinguished or transferred to another party and the fair value of consideration paid, including the transfer of non-cash assets or liabilities assumed, is recognised in profit or loss.

## 2. Summary of significant accounting policies (continued)

### (iv) Fair value

Fair value is the price that would be received to sell an asset or paid to transfer a liability in the principal (or most advantageous) market at balance date under current market conditions. Fair value is determined based on the bid price for all quoted investments in an active market. Valuation techniques are applied to determine the fair value for all unlisted securities and securities in markets that are not active. The unlisted partnership investment held by the Fund is valued using a 'proportionate' value method based on the proportion of the total net asset value of the partnership in which the Fund has an interest at balance date.

### c) Interest in Limited Partnership

The Fund has entered into a partnership arrangement with Cordish Private Ventures, with a primary strategy of investing in US small-to-mid-market private investment funds. The partnership has been structured through a limited partnership vehicle – US Select Private Opportunities Fund II, L.P. (**LP**), in which the Fund has an 87.3% interest. The interest held by the Fund is regarded as a financial asset which is recorded at fair value (refer to note 2(b)(iv) for the fair value valuation basis adopted in respect of the partnership interest held). Subsequent changes in fair value are recognised in profit or loss.

Distributions of capital or income received from the LP are recorded against the investment account, reflecting the fact that such amounts would previously have been included in the investment account either through capital contributions made or through fair value movements recognised in respect of unrealised capital or operating profits relating to the underlying investments.

### d) Impairment of financial assets

The Fund recognises a loss allowance for expected credit losses (**ECL**) on financial assets that are measured at amortised cost. The amount of ECL is updated at each reporting date to reflect changes in credit risk since initial recognition of the respective financial instrument.

The Fund recognises lifetime ECL when there has been a significant increase in credit risk since initial recognition. However, if the credit risk on the financial instrument has not increased significantly since initial recognition, the Fund measures the loss allowance for that financial instrument at an amount equal to 12-month ECL.

Lifetime ECL represents the expected credit losses that will result from all possible default events over the expected life of a financial instrument. In contrast, 12-month ECL represents the portion of lifetime ECL that is expected to result from default events on a financial instrument that are possible within 12 months after the reporting date.

No impairment assessment is performed in respect of the Interest in the Limited Partnership, where fair value changes are recorded in profit or loss.

### e) Cash and cash equivalents

Cash and cash equivalents comprise cash at bank and in hand and short-term deposits with an original maturity of three months or less that are readily convertible to known amounts of cash and which are subject to an insignificant risk of change in value.

### f) Receivables

Receivables are financial assets with a contractual right to receive fixed or determinable payments that are not quoted in an active market. Receivables also include other accrued receivables. Receivables are recorded at amounts due less any loss allowance for expected credit losses.

### g) Taxes

#### (i) Income tax

## **2. Summary of significant accounting policies (continued)**

Under current Australian income tax laws, the Trust is not liable to pay income tax provided it is not a corporate unit trust or public trading trust and its distributable income for each income year is fully distributed to security holders, by way of cash or reinvestment.

The Fund may be liable to pay income tax in the United States of America (**US**) dependent on the structure of private investment funds in which the Limited Partnership invests and in turn the structure of the underlying investments made by the private investment funds. Rates of tax will vary dependent on the source of income derived.

A deferred tax liability is recognised (at the likely rate of tax in the US) based on the difference between the fair value and tax cost base of certain underlying investments in respect of which an economic interest is held by the Fund and on which income tax is expected to be payable by the Fund in the US on realisation of such investments.

### **(ii) Goods and Services Tax (GST)**

Revenues, expenses and assets are recognised net of the amount of GST, except where the amount of GST incurred is not recoverable from the Australian Taxation Office. In these circumstances, the GST is recognised as part of the cost of acquisition of the asset or as part of an item of expense.

Where fees are stated to be exclusive of GST and GST is payable on any fee, the fee will be increased by an amount equal to the GST payable.

Cash flows are included in the Statement of Cash Flows on a gross basis, except for the GST component of cash flows arising from investing and financing activities which are disclosed as operating cash flows.

The Fund qualifies for reduced input tax credits at a minimum rate of 55%.

### **h) Interest income**

Interest income is recognised in profit or loss using the effective interest method. This is a method of calculating the amortised cost of a financial asset and allocating the interest income over the relevant period using the effective interest rate, which is the rate that exactly discounts estimated future cash receipts through the expected life of the financial asset to the net carrying amount of the financial asset.

### **i) Provisions**

Provisions are recognised when there is a present obligation (legal or constructive) as a result of a past event, it is probable an outflow of resources embodying economic benefits will be required to settle the obligation and a reliable estimate can be made of the amount of obligation.

### **j) Trade and other payables**

Trade and other payables are recognised when the Fund becomes obliged to make future payments resulting from the purchase of goods or services. The balance is unsecured and is recognised as a current liability with the amount being normally paid within 30 days of recognition of the liability.

### **k) Earnings per unit**

Basic earnings per unit is calculated by dividing the profit or loss attributable to unitholders by the weighted average number of units outstanding during the financial period. Diluted earnings per unit is the same as there are no potential dilutive ordinary units.

### **l) Unit capital**

#### **(i) Ordinary units**

Ordinary units are classified as equity. Issued capital is recognised at the fair value of the consideration received by the Fund. Incremental costs directly attributable to the issue of ordinary units are recognised as a deduction from equity.

## 2. Summary of significant accounting policies (continued)

### (ii) Distributions to unitholders

Distributions payable are recognised in the reporting period in which the distributions are declared, determined, or publicly recommended by the board of the Responsible Entity on or before the end of the financial period, but not distributed at balance date.

### m) Critical accounting estimates and judgements

In the application of the Fund's accounting policies, management is required to make judgements, estimates and assumptions about carrying values of assets and liabilities that are not readily apparent from other sources. The estimates and associated assumptions are based on historical experience and other factors that are considered to be relevant. Actual results may differ from these estimates.

The estimates and underlying assumptions are reviewed on an ongoing basis. Revisions to accounting estimates are recognised in the period in which the estimate is revised if the revision affects only that period, or in the period of the revision and future periods if the revision affects both current and future periods.

Accounting policies which are subject to significant accounting estimates and judgements include fair value determination of the interest held by the Fund in the Limited Partnership (refer note 10 (iv)), recognition of a deferred tax liability in respect of likely US tax obligations which are expected to arise from underlying fund investment realisations (refer note 12), and selection of Australian dollars as the functional currency of the Fund (refer note 2 (a)).

## 3. Operating segment

The Fund operates a single reportable segment, that being the business of investing in small-to-mid-market private investment funds and privately held companies in the United States of America through its interest in a Limited Partnership.

The Responsible Entity of the Fund is the Chief Operating Decision Maker (**CODM**) for the purpose of resource allocation and assessing performance of the operating segment.

Revenue, profit or loss, assets, liabilities and other financial information reported and monitored by the CODM of the single identified segment are reflected in the financial statements and notes to financial statements of the Fund.

CD Private Equity Fund II  
Notes to the financial statements  
31 March 2022

4. Income tax expense

	2022 \$	2021 \$
<i>Income tax expense</i>		
Deferred tax:		
- In respect of current year	2,898,695	3,275,058
Aggregate income tax expense	<u>2,898,695</u>	<u>3,275,058</u>
<i>Numerical reconciliation of income tax expense and tax at the statutory rate</i>		
Profit before income tax expense	25,551,477	2,495,961
Tax at the statutory tax rate of 30%	7,665,443	748,788
Tax effect of differences between accounting profit and taxable income:		
- Income and expenditure of Australian trust not subject to tax in Australia	(7,665,443)	(748,788)
- Fair value movement likely to be subject to USA taxation	2,898,695	3,275,058
Income tax expense	<u>2,898,695</u>	<u>3,275,058</u>

5. Earnings per unit

	2022 \$	2021 \$
Profit/(loss) after income tax	<u>22,652,782</u>	<u>(779,097)</u>
	Number	Number
Weighted average number of ordinary units used in calculating basic earnings per unit	54,563,008	55,190,040
Weighted average number of ordinary units used in calculating diluted earnings per unit	<u>54,563,008</u>	<u>55,190,040</u>
	Cents	Cents
Basic earnings/(loss) per unit	41.52	(1.41)
Diluted earnings/(loss) per unit	41.52	(1.41)

There are no adjustments on the basic earnings per unit for the calculation of diluted earnings per unit as there are no transactions that would significantly change the number of ordinary units at the end of the reporting period.

6. Equity - unit capital

	2022 Units	2021 Units	2022 \$	2021 \$
Ordinary units - fully paid	<u>53,170,378</u>	<u>55,190,040</u>	<u>83,881,028</u>	<u>87,096,476</u>

**CD Private Equity Fund II**  
**Notes to the financial statements**  
**31 March 2022**

**6. Equity - unit capital (continued)**

*Movements in ordinary unit capital*

Details	Date	Units	\$
Balance	1 April 2020	55,190,040	87,096,476
Balance	31 March 2021	55,190,040	87,096,476
Unit buy-backs		(2,019,662)	(3,207,230)
Buy-back costs		-	(8,218)
Balance	31 March 2022	<u>53,170,378</u>	<u>83,881,028</u>

All issued units are fully paid. The holders of ordinary units are entitled to one vote per unit at meetings of the Fund and are entitled to receive distributions declared from time to time by the Responsible Entity.

*Unit buy-back*

There is a current on-market unit buy-back which is expected to end on 27 June 2022.

*Capital management*

The Fund manages its capital to ensure it will be able to continue as a going concern while maximising the return to unitholders. The capital structure of the Fund consists of issued capital amounting to \$83,881,028. The Fund is not subject to any externally imposed capital requirements.

**7. Current assets - cash and cash equivalents**

	2022	2021
	\$	\$
Cash at bank	<u>11,515,075</u>	<u>12,876,566</u>

The exposure to interest rate risk and a sensitivity analysis is disclosed in note 14 to the financial statements.

**8. Reconciliation of profit/(loss) after income tax to net cash used in operating activities**

	2022	2021
	\$	\$
Profit/(loss) after income tax expense for the year	22,652,782	(779,097)
Adjustments for:		
Fair value movements of equity investments	(26,583,490)	(4,575,938)
Net foreign exchange loss	141,866	2,737,193
Tax liability settled by LP (note 10(ii))	957,409	5,788,105
Change in operating assets and liabilities:		
- (Increase)/decrease in receivables	(3,088)	473,234
- Decrease/(increase) in current tax assets	340,444	(340,444)
- (Decrease) in payables, excluding unsettled trades and buy-backs	(69,941)	(622,503)
- Increase/(decrease) in current tax liability	661,428	(3,331,729)
- Increase/(decrease) in deferred tax liability	<u>988,767</u>	<u>(22,539)</u>
Net cash used in operating activities	<u>(913,823)</u>	<u>(673,718)</u>

**CD Private Equity Fund II**  
**Notes to the financial statements**  
**31 March 2022**

**9. Current assets - receivables**

	<b>2022</b>	<b>2021</b>
	\$	\$
Interest receivable	416	352
GST receivable	15,753	13,432
Prepayments	10,696	9,992
	<u>26,865</u>	<u>23,776</u>

There are no balances included in receivables that contain assets that are impaired. All receivables are non interest bearing. No receivable amounts are overdue. The receivables are recorded at carrying amounts that are reasonable approximations of fair value.

**10. Non-current assets - other financial assets**

(i) Equity investment constituting interest in Limited Partnership - at fair value:

	<b>2022</b>	<b>2021</b>
	\$	\$
US Select Private Opportunities Fund II, LP (LP)	<u>100,526,700</u>	<u>115,737,477</u>

	<b>2022</b>	<b>2021</b>
	\$	\$
(ii) Reconciliation:		
Balance at the beginning of the year	115,737,477	121,362,075
Movement in fair value through profit or loss*	26,583,490	4,575,938
Distributions received from LP^	(41,794,267)	(10,200,536)
Balance at the end of the year	<u>100,526,700</u>	<u>115,737,477</u>

\*Included in the 'movement in fair value' amount of \$26,583,490 gain (2021: \$4,575,938 gain) is an unrealised foreign exchange translation gain component of \$1,972,164 (2021: \$24,973,364 loss). This amount is also net of the Fund's 87.3% share of management fees paid by the LP to the General Partner of the LP, totalling \$2,034,613 (2021: \$2,133,319) (refer to note 16).

^Net distributions received from the LP totalling \$957,409 (US\$731,053) were through the settlement of Fund's US tax obligations on behalf of the Fund, contributing to a reduction in the Fund's current tax liabilities.

(iii) Fund's interest in assets and liabilities of LP

The 87.3% economic interest held by the Fund is not represented by voting rights or other power vested in the Fund to make decisions relating to the assets and liabilities of the LP. As is common practice with Limited Partnership arrangements, the General Partner of the LP is considered to be the party who holds the existing rights to direct the relevant activities of the LP, including the acquisition and disposal of investments.

The Fund's 87.3% interest in US Select Private Opportunities Fund II, L.P. at 31 March 2022 is represented by its proportionate interest in the LP's assets and liabilities as follows:

**CD Private Equity Fund II**  
**Notes to the financial statements**  
**31 March 2022**

**10. Non-current assets - other financial assets (continued)**

	2022 \$	2021 \$
Cash	15,736,650	14,674,966
Investment in US private investment funds recorded at fair value:		
Blue Point Capital Partners III, LP	2,671,978	3,642,935
Chicago Pacific Founders Fund, LP	35,060,558	28,683,812
DFW Capital Partners IV, LP	-	6,731,615
High Road Capital Partners Fund II, LP	5,757,202	6,463,765
Main Post Growth Capital, LP	8,571,763	9,041,509
NMS Fund II, LP	3,922,007	5,059,740
RFE Investment Partners VIII, LP	-	9,324,092
Staple Street Capital II, LP	6,243,112	7,033,851
Tengram Capital Partners Gen 2 Fund	4,421,129	4,412,153
Tower Arch Partners I, LP	2,380,443	3,293,321
Trive Capital Fund I, LP	566,148	598,705
US Select Direct Private Equity Fund (US), LP	12,816,963	15,153,148
Other assets	1,592,412	1,623,865
Other receivables	786,335	-
	<u>100,526,700</u>	<u>115,737,477</u>
Net assets*	<u>100,526,700</u>	<u>115,737,477</u>

\*Included in the net assets of \$100,526,700 (2021: \$115,737,477) are investments in US private investment funds of \$82,411,303 (2021: \$99,438,646).

(iv) Valuation

The COVID-19 pandemic is on-going, with asset markets experiencing volatility, as well as creating uncertainty on its future economic impact. The Investment Manager continues to monitor potential COVID-19 impacts on the valuation of the Fund's portfolio of underlying private investment funds. The fair value of Fund's interest in the LP was determined based on conditions existing at balance date. The prolonged duration of the pandemic as well as uncertainties as to future economic conditions may impact on the future fair value of the Fund's interest in the LP.

The Fund has adopted its established valuation basis as described below to determine fair value of the Fund's equity investment in the LP.

*Valuation technique adopted*

The fair value of the Fund's interest in the LP is determined using a 'proportionate' value method based on the Fund's 87.3% interest held in the total net asset value of the LP.

The LP holds investments predominately in US private investment funds, and the LP adopts a similar fair value measurement basis, based on the proportionate interest it holds in the most recent reported total net asset values of the respective investment funds. There is up to a three month difference between the Fund's reporting date and the date of the most recent reported net assets of the underlying investment funds. The underlying investment funds typically invest in US unlisted equity investments with fair values determined periodically based on market or income-based valuation techniques, which may involve the use of unobservable inputs such as discount rate and earnings multiple.

The valuation of the Fund's equity investment in the LP are based on the fair values of the underlying investment funds at 31 December 2021 adjusted for any changes to those valuations to reflect movements to 31 March 2022, including foreign exchange translation impacts arising from translating the USD denominated interest in the LP to AUD at each balance date.

Refer to note 14 for Market Risk sensitivity analysis.

**10. Non-current assets - other financial assets (continued)**

*Investment risks*

As noted above, the LP has invested in underlying private investment funds in the US market who have in turn invested in a portfolio of private equity investments. Because of the absence of any liquid trading market for these types of investments, it may take longer to liquidate these investments than would be the case for marketable securities and accordingly the value obtained on realisation may differ to the estimated fair values at balance date. As there are no directly observable prices, the fair values assigned by the investment funds to each investment are based on a range of factors, including but not limited to the initial purchase price, market trading multiples and observed transaction metrics. The resulting valuations may differ significantly from the values that would have been realised had a transaction taken place at balance date. The differences would directly impact the value of the interest held by the LP in the underlying investment funds and consequently the value of the interest held by the Fund in the LP. Estimation uncertainty also arises in relation to likely US tax obligations the Fund will incur in connection with realisation of recorded fair value movements (refer note 12).

(v) Capital commitments

As at 31 March 2022, the Fund has made capital commitments totalling US\$74.6 million to the LP, of which US\$71.1 million has been called at balance date.

As at 31 March 2022, the Fund has uncalled capital commitments of US\$3.5 million (or \$4.7 million) outstanding to the LP. The capital commitments can be called at any time in the future.

The uncalled capital commitments referred to above were converted at the AUD:USD year-end exchange rate of 0.7482.

**11. Current liabilities - trade and other payables**

	<b>2022</b>	<b>2021</b>
	\$	\$
Trade creditors	-	33,161
Accrued liabilities	150,122	186,902
Unsettled buy-backs	36,247	-
Other payables	1,695	1,691
	<u>188,064</u>	<u>221,754</u>

Refer to note 14 for further information on financial instruments.

The average credit period for trade creditors is generally 30 days. No interest is charged on trade creditors from the date of the invoice. The Fund has risk management policies in place to ensure invoices are paid within credit terms.

**12. Non-current liabilities - deferred tax**

	<b>2022</b>	<b>2021</b>
	\$	\$
Deferred tax liability	<u>6,565,562</u>	<u>5,576,795</u>

The deferred tax liability has been assessed based on an estimate of likely US tax obligations the Fund will incur upon realisation of recorded fair value movements in connection with certain underlying private equity investments. This estimate is subject to estimation uncertainty as a result of limitations in the availability of information pertaining to the tax structure of the underlying investments in respect of which the Fund has an interest.

**CD Private Equity Fund II**  
**Notes to the financial statements**  
**31 March 2022**

**13. Equity - distributions**

Distributions paid during the financial year were as follows:

	<b>2022</b>	<b>2021</b>
	\$	\$
Distribution - 8 cents per unit paid on 19 February 2021	-	4,415,203
Distribution - 34 cents per unit paid on 29 June 2021	18,764,614	-
Distribution - 35.5 cents per unit paid on 21 January 2022	19,198,848	-
	<u>37,963,462</u>	<u>4,415,203</u>

**14. Financial instruments**

***Financial risk management objectives***

The Fund is exposed to the following risks from its use of financial instruments:

- market risk (foreign exchange risk, market price risk and interest rate risk)
- credit risk
- liquidity risk.

The Responsible Entity has overall responsibility for the establishment and oversight of the risk management framework, including developing and monitoring risk management policies.

**(a) Market risk**

Market risk is the risk that the fair value of future cash flows of a financial instrument will fluctuate because of changes in market prices, such as foreign exchange rates, interest rates and equity prices. The Fund is primarily exposed to market risks arising from fluctuations in market price risk, foreign currency and interest rates. Refer to note 10(iv) for further details of risks relating to equity prices.

**(i) Foreign exchange risk**

Foreign exchange risk arises on financial instruments that are denominated in a foreign currency. Foreign exchange rate movements will impact on the Australian dollar value of the Fund's financial assets and liabilities denominated in a currency that is not the Fund's functional currency.

The Fund is exposed to USD foreign exchange risk through its USD denominated cash balances, its investment activities and income derived from these activities.

The table below details the carrying amounts of the Fund's foreign exchange risk as at the end of the reporting period. This represents the Australian dollar exposure, converted at an exchange rate of 0.7482.

	<b>Assets</b>		<b>Liabilities</b>	
	<b>2022</b>	<b>2021</b>	<b>2022</b>	<b>2021</b>
	\$	\$	\$	\$
Cash and cash equivalents	8,555,664	11,976,454	-	-
Receivables	143	197	-	-
Current tax assets	-	340,444	-	-
Financial assets (equity investments)	100,526,700	115,737,477	-	-
Current tax payable	-	-	661,428	-
	<u>109,082,507</u>	<u>128,054,572</u>	<u>661,428</u>	<u>-</u>

14. Financial instruments (continued)

*Sensitivity analysis*

The effect of the foreign exchange risk relating to equity investments (investment in Limited Partnership) is recorded in profit or loss as part of the overall fair value movement in the investment (refer to note 10(ii)). The effect of foreign exchange risk relating to cash and cash equivalents is recorded in profit or loss as a foreign exchange gain or loss.

The Fund considers a 10% movement in the AUD against USD as at 31 March 2022 to be a reasonable possibility at the end of the reporting period. The impact of the strengthening and weakening of AUD against USD in profit or loss and equity is shown by the amounts below as it relates to cash and cash equivalents, equity investments and trade and other payables. This analysis assumes that all other variables remain constant.

2022	% change	AUD strengthened		% change	AUD weakened	
		Effect on profit before tax	Effect on equity		Effect on profit before tax	Effect on equity
Cash and cash equivalents	10%	(777,788)	(777,788)	(10%)	950,629	950,629
Receivables	10%	(13)	(13)	(10%)	16	16
Current tax payable	10%	60,130	60,130	(10%)	(73,492)	(73,492)
Equity investments	10%	(9,138,791)	(9,138,791)	(10%)	11,169,633	11,169,633
		<u>(9,856,462)</u>	<u>(9,856,462)</u>		<u>12,046,786</u>	<u>12,046,786</u>

2021	% change	AUD strengthened		% change	AUD weakened	
		Effect on profit before tax	Effect on equity		Effect on profit before tax	Effect on equity
Cash and cash equivalents	10%	(1,088,769)	(1,088,769)	(10%)	1,330,717	1,330,717
Receivables	10%	(18)	(18)	(10%)	22	22
Equity investments	10%	(10,521,589)	(10,521,589)	(10%)	12,859,720	12,859,720
Current tax assets	10%	(30,949)	(30,949)	(10%)	37,827	37,827
		<u>(11,641,325)</u>	<u>(11,641,325)</u>		<u>14,228,286</u>	<u>14,228,286</u>

*(ii) Market price risk*

Market price risk is the risk that the value of a financial instrument will fluctuate as a result of changes in market prices, whether caused by factors specific to individual investments or factors affecting all instruments traded in the market.

*Sensitivity analysis*

The Fund considers a 10% increase or decrease to be a reasonably possible change in market prices at the reporting date. The sensitivity analysis below reflects the Fund's proportionate exposure to market price risk of the underlying equity investments of the private investment partnership excluding any foreign exchange impact. The impact of a 10% movement in market prices (excluding foreign exchange impact) on profit or loss and equity is shown in the table below:

2022	% change	Average price increase		% change	Average price decrease	
		Effect on profit before tax	Effect on equity		Effect on profit before tax	Effect on equity
Equity investments (refer note 10 (iii))	10%	<u>8,241,130</u>	<u>8,241,130</u>	(10%)	<u>(8,241,130)</u>	<u>(8,241,130)</u>

14. Financial instruments (continued)

2021	Average price increase			Average price decrease		
	% change	Effect on profit before tax	Effect on equity	% change	Effect on profit before tax	Effect on equity
Equity investments (refer note 10 (iii))	10%	<u>9,943,865</u>	<u>9,943,865</u>	(10%)	<u>(9,943,865)</u>	<u>(9,943,865)</u>

(iii) Interest rate risk

The Fund is exposed to interest rate risk on its variable rate bank deposits. The Fund currently does not hedge against this exposure.

Sensitivity analysis

The Fund considers a 50 basis point increase or decrease to be a reasonably possible change in interest rates. The impact of a 50 basis point movement in interest rates on profit or loss and equity is shown in the table below.

2022	Basis points increase			Basis points decrease		
	Basis points change	Effect on profit before tax	Effect on equity	Basis points change	Effect on profit before tax	Effect on equity
Variable rate bank deposits	50	<u>57,575</u>	<u>57,575</u>	(50)	<u>(57,575)</u>	<u>(57,575)</u>

2021	Basis points increase			Basis points decrease		
	Basis points change	Effect on profit before tax	Effect on equity	Basis points change	Effect on profit before tax	Effect on equity
Variable rate bank deposits	50	<u>64,383</u>	<u>64,383</u>	(50)	<u>(64,383)</u>	<u>(64,383)</u>

(b) Credit risk

Credit risk is the risk that contracting parties to a financial instrument will cause a financial loss for the Fund by failing to discharge an obligation. The Fund manages credit risk by ensuring deposits are made with reputable financial institutions. The majority of funds at year end were deposited with Macquarie Bank Limited (Australia).

The carrying amount of financial assets that represents the maximum credit risk exposure at the end of reporting period are detailed below:

	2022 \$	2021 \$
<b>Summary of exposure</b>		
Cash and cash equivalents	11,515,075	12,876,566
GST receivable	15,753	13,432
Interest receivable	416	352
Current tax assets	-	340,444
	<u>11,531,244</u>	<u>13,230,794</u>

(c) Liquidity risk

Liquidity risk is the risk that the Fund will encounter difficulty in meeting the obligations associated with its financial liabilities that are settled by delivering cash or another financial asset. The Fund's approach to managing liquidity is to ensure, as far as possible, that it will always have sufficient liquidity to meet its liabilities when due, under both normal and stressed conditions, without incurring unacceptable losses or risking damage to the Fund's reputation.

#### 14. Financial instruments (continued)

The Fund's liquidity primarily comprises cash at bank totalling \$11,515,075 at 31 March 2022 which is held to cover its day-to-day running costs and expenditures and to fund its capital commitments to the LP which total \$4,666,168 at balance date.

The following is the contractual maturity of financial liabilities and capital commitments. The table has been drawn based on the undiscounted cash flows of liabilities based on the earliest date on which the Fund can be required to settle the liability.

	Less than 12 months	At call	Remaining contractual maturities
	\$	\$	\$
<b>2022</b>			
<b>Non-derivatives</b>			
<i>Non-interest bearing</i>			
Trade and other payables	188,064	-	188,064
Capital commitments*	-	4,666,168	4,666,168
Total non-derivatives	<u>188,064</u>	<u>4,666,168</u>	<u>4,854,232</u>
	Less than 12 months	At call	Remaining contractual maturities
	\$	\$	\$
<b>2021</b>			
<b>Non-derivatives</b>			
<i>Non-interest bearing</i>			
Trade and other payables	221,754	-	221,754
Capital commitments*	-	8,217,949	8,217,949
Total non-derivatives	<u>221,754</u>	<u>8,217,949</u>	<u>8,439,703</u>

\* LP commitments may be called at any time in the future up until the first to occur of the date the aggregate commitments have been invested, the fifth anniversary date after the first call or certain other specified termination events.

#### 15. Fair value measurement

##### *Fair value*

The fair value of financial assets and financial liabilities approximate their carrying values at the reporting date.

The table below analyses recurring fair value measurements for financial assets and financial liabilities. The fair value measurements are categorised into different levels in the fair value hierarchy based on the inputs to the valuation techniques used. The different levels are defined as follows:

- Level 1 - Quoted prices (unadjusted) in active markets for identical assets or liabilities
- Level 2 - Inputs other than quoted prices included within Level 1 that are observable for the asset or liability, either directly (that is, as prices) or indirectly (that is, derived from prices)
- Level 3 - Inputs for the asset or liability that are not based on observable market data (unobservable inputs).

**CD Private Equity Fund II**  
**Notes to the financial statements**  
**31 March 2022**

**15. Fair value measurement (continued)**

	Level 1	Level 2	Level 3	Total
	\$	\$	\$	\$
<b>2022</b>				
<i>Financial assets carried at fair value</i>				
Other financial assets - equity investment constituting interest in US Select Private Opportunities Fund II, LP	-	-	100,526,700	100,526,700
Total assets	-	-	100,526,700	100,526,700
<b>2021</b>				
<i>Financial assets carried at fair value</i>				
Other financial assets - equity investment constituting interest in US Select Private Opportunities Fund II, LP	-	-	115,737,477	115,737,477
Total assets	-	-	115,737,477	115,737,477

The Fund recognises transfers between levels of the fair value hierarchy as at the end of the reporting period during which the transfer has occurred. There were no transfers between levels during the financial year.

Details of the determination of level 3 fair value measurements including the valuation technique adopted and the key underlying unobservable inputs used are set out in note 10(iv).

The Fund has established a control framework with respect to measurement and assessment of fair values. This framework includes a sub-investment committee that has overall responsibility for analysing the performance and fair value movements of underlying US investment fund holdings during each reporting period.

**16. Related party disclosures**

*Key management personnel*

Stuart Nisbett, Warwick Keneally and Peter Shear are directors of the Responsible Entity, E&P Investments Limited, and are deemed to be key management personnel.

The key management personnel do not receive compensation from the Fund or from the Responsible Entity directly for their management function performed for the Fund.

As at reporting date, details of directors who hold units for their own benefit or who have an interest in holdings through a third party and the total number of such units held are listed as follows:

	2022	2021
Warwick Keneally	7,463	7,463

There were no movements in the directors' holdings during the year.

*Related party investments in the scheme*

The Responsible Entity or its associates does not hold any investments in the scheme.

*Management fees*

The Responsible Entity's duties include establishing the Fund's compliance plan and procedures and monitoring against regulatory and legislative requirements, the issuance of disclosure documents, the appointment and monitoring of external service providers to the Fund and overall administration of the Fund.

For these services, the Responsible Entity charged management fees of 0.33% per annum (exclusive of GST) on the gross asset value of the Fund. This is comprised of the Responsible Entity Fee of 0.08% per annum and Administration Fee of 0.25% per annum. Management fees are paid to the Responsible Entity quarterly in advance.

**CD Private Equity Fund II**  
**Notes to the financial statements**  
**31 March 2022**

**16. Related party disclosures (continued)**

The total management fees paid to the Responsible Entity for the year ended 31 March 2022 was \$418,900 (2021: \$408,356), exclusive of GST. There were no outstanding management fees as at 31 March 2022 (2021: nil).

*Fund administration fee*

Australian Fund Accounting Services Pty Limited, a wholly-owned subsidiary of E&P Financial Group Limited, the parent of the Responsible Entity, provides fund administration services to the Fund under an agreement with the Responsible Entity. These services include net asset valuation, management accounting, statutory reporting, capital management and taxation. Total fund administration fees paid or payable for the year ended 31 March 2022 were \$120,000 (2021: \$120,000), exclusive of GST.

*Investment manager fee*

US Select Private Opportunities Fund II, L.P. (LP), in which the Fund holds an 87.3% interest, is required to pay its Investment Manager, US Select Private Opportunities Fund II, GP, being an entity associated with the Responsible Entity, for acting on behalf of the limited partnership to acquire, manage and transact on partnership interests within the scope of the limited partnership agreement, a fee equivalent to 2% per annum of the total funds committed by the partners to the LP. The fee is payable quarterly in advance from the funds of the LP. The total fees paid or payable during the year amounted to \$2,330,599 (US\$1,723,358 (2021: \$2,443,664 (US\$1,757,471))). The Fund's interest equates to \$2,034,613 (2021: \$2,133,319). This fee is recorded in the books of the LP.

*US Select Direct Private Equity Fund (US), LP*

At balance date, the Fund's share of the LP's investment in US Select Direct Private Equity Fund (US), LP was \$12,816,963 (US\$9,589,652) (2021: \$15,153,148 (US\$11,513,362)). The General Partner of this investment is associated with the Responsible Entity of the Fund. The LP's share of the investment management fees paid to the General Partner for the year ended 31 March 2022 amounted to \$13,968 (US\$10,329) (2021: \$55,586 (US\$39,977)). The Fund's 87.3% interest equates to \$12,194 (US\$9,017) (2021: \$48,526 (US\$34,900)).

*Legal and consulting services*

MDA1 Pty Limited, trading as MA Law, provides legal and consulting services to the Responsible Entity and the investment schemes under its control. Mike Adams, a director of the Responsible Entity up to 9 December 2021, is also a director and shareholder of MDA1 Pty Limited. The fees paid or payable for the year ended 31 March 2022 were \$5,028 (2021: \$4,616), exclusive of GST and are included in the total legal and professional fees in the statement of profit or loss and other comprehensive income.

**17. Remuneration of auditors**

During the financial year the following fees were paid or payable for services provided by Deloitte Touche Tohmatsu, the auditor of the Fund, and its network firms:

	2022 \$	2021 \$
<i>Audit services - Deloitte Touche Tohmatsu</i>		
Audit or review of the financial statements	66,200	62,500
<i>Other services - Deloitte Touche Tohmatsu</i>		
Taxation services	8,500	8,500
	<u>74,700</u>	<u>71,000</u>
<i>Other Audit Firms - Deloitte Tax LLP</i>		
Taxation services	<u>57,362</u>	<u>51,080</u>

**18. Capital commitments**

Other than the capital commitments disclosed in note 10(v) to the financial statements, the Fund does not have any other capital commitments outstanding for the year ended 31 March 2022.

**19. Contingent liabilities**

The directors of the Responsible Entity are not aware of any potential liabilities or claims against the Fund as at balance date.

**20. Events after the reporting period**

No matter or circumstance has arisen since 31 March 2022 that has significantly affected, or may significantly affect the Fund's operations, the results of those operations, or the Fund's state of affairs in future financial years.

For personal use only

**CD Private Equity Fund II**  
**Directors' declaration**  
**31 March 2022**

The directors of the Responsible Entity declare that, in the directors' opinion:

- the attached financial statements and notes thereto are in accordance with the *Corporations Act 2001*, including compliance with accounting standards and the Corporations Regulations 2001;
- the attached financial statements are in compliance with International Financial Reporting Standards, as stated in the notes to the financial statements;
- the attached financial statements and notes give a true and fair view of the Fund's financial position as at 31 March 2022 and of its performance for the financial year ended on that date; and
- there are reasonable grounds to believe that the Fund will be able to pay its debts as and when they become due and payable.

The directors have been given the declarations required by section 295A of the *Corporations Act 2001*.

Signed in accordance with a resolution of directors made pursuant to section 295(5) of the *Corporations Act 2001*.

On behalf of the directors of the Responsible Entity



Stuart Nisbett  
Chair of E&P Investments Limited, Responsible Entity

30 May 2022

## Independent Auditor's Report to the Unitholders of CD Private Equity Fund II

### *Opinion*

We have audited the financial report of CD Private Equity Fund II, (the "Fund") which comprises the statement of financial position as at 31 March 2022, the statement of profit or loss and other comprehensive income, the statement of changes in equity and the statement of cash flows for the year then ended, and notes to the financial statements, including a summary of significant accounting policies and other explanatory information, and the directors' declaration.

In our opinion, the accompanying financial report of the Fund is in accordance with the *Corporations Act 2001*, including:

- Giving a true and fair view of the Fund's financial position as at 31 March 2022 and of its financial performance for the year then ended; and
- Complying with Australian Accounting Standards and the *Corporations Regulations 2001*.

### *Basis for Opinion*

We conducted our audit in accordance with Australian Auditing Standards. Our responsibilities under those standards are further described in the *Auditor's Responsibilities for the Audit of the Financial Report* section of our report. We are independent of the Fund in accordance with the auditor independence requirements of the *Corporations Act 2001* and the ethical requirements of the Accounting Professional & Ethical Standards Board's *APES 110 Code of Ethics for Professional Accountants (including Independence Standards)* (the Code) that are relevant to our audit of the financial report in Australia. We have also fulfilled our other ethical responsibilities in accordance with the Code.

We confirm that the independence declaration required by the *Corporations Act 2001*, which has been given to the directors of E & P Investments Limited, the Responsible Entity of the Fund ("the directors"), would be in the same terms if given to the directors as at the time of this auditor's report.

We believe that the audit evidence we have obtained is sufficient and appropriate to provide a basis for our opinion.

### *Key Audit Matters*

Key audit matters are those matters that, in our professional judgement, were of most significance in our audit of the financial report for the current period. These matters were addressed in the context of our audit of the financial report as a whole, and in forming our opinion thereon, and we do not provide a separate opinion on these matters.

For personal use only

Key Audit Matter	How the scope of our audit responded to the Key Audit Matter
<p><i>Fair Value of Investment in Limited Partnership (LP)</i></p> <p>As at 31 March 2022 the Fund’s fair value of its investment in the LP was \$100,526,700 as disclosed in Note 10.</p> <p>The basis of valuation of the Fund’s investment in the LP is disclosed in Note 10(iv).</p> <p>Significant estimation uncertainty is inherent in the determination of the fair value of the investment in the LP due to the fact that:</p> <p>a) the underlying investments held by the US investment funds in which the LP has an interest are generally illiquid in nature, and their valuation is based on unobservable inputs which are subject to significant estimation judgement by management of the US investment funds; and</p> <p>b) there may be a time lag of up to three months between the Fund's reporting date and the date of the most recent reported net assets of the US investment funds.</p>	<p>Our procedures included, but were not limited to:</p> <ul style="list-style-type: none"> <li>• Obtaining an understanding of the basis of valuation and key processes adopted by management, and engaging our valuation specialists to assist in our assessment of management’s basis of valuation;</li> <li>• On a sample basis, obtaining the most recent audited financial statements of the underlying investment funds (as at 31 December 2021), and reviewing the nature of the investments held, and the recorded fair values of the investments including the accounting basis adopted for such valuations;</li> <li>• Assessing the independence, competence and objectivity of the auditing firms of the underlying investment funds and reviewing the content of their audit opinions issued;</li> <li>• Obtaining from management the most recent unaudited management financial information of the underlying investment funds (where available as at 31 March 2022) and evaluating the quantum and reasonableness of any fair value movements from the date of the latest audit financial information for the investment funds.</li> </ul> <p>We also assessed the appropriateness of the disclosures in Notes 2(c), 2(m) and Note 10 to the financial statements.</p>

*Other Information*

The directors are responsible for the other information. The other information comprises the information included in the Fund’s annual report for the year ended 31 March 2022, but does not include the financial report and our auditor’s report thereon.

Our opinion on the financial report does not cover the other information and we do not express any form of assurance conclusion thereon.

In connection with our audit of the financial report, our responsibility is to read the other information and, in doing so, consider whether the other information is materially inconsistent with the financial report or our knowledge obtained in the audit, or otherwise appears to be materially misstated. If, based on the work we have performed, we conclude that there is a material misstatement of this other information, we are required to report that fact. We have nothing to report in this regard.

For personal use only

## *Responsibilities of the Directors for the Financial Report*

The directors are responsible for the preparation of the financial report that gives a true and fair view in accordance with Australian Accounting Standards and the *Corporations Act 2001* and for such internal control as the directors determine is necessary to enable the preparation of the financial report that gives a true and fair view and is free from material misstatement, whether due to fraud or error.

In preparing the financial report, the directors are responsible for assessing the ability of the Fund to continue as a going concern, disclosing, as applicable, matters related to going concern and using the going concern basis of accounting unless the directors either intend to liquidate the Fund or to cease operations, or has no realistic alternative but to do so.

## *Auditor's Responsibilities for the Audit of the Financial Report*

Our objectives are to obtain reasonable assurance about whether the financial report as a whole is free from material misstatement, whether due to fraud or error, and to issue an auditor's report that includes our opinion. Reasonable assurance is a high level of assurance, but is not a guarantee that an audit conducted in accordance with the Australian Auditing Standards will always detect a material misstatement when it exists. Misstatements can arise from fraud or error and are considered material if, individually or in the aggregate, they could reasonably be expected to influence the economic decisions of users taken on the basis of this financial report.

As part of an audit in accordance with the Australian Auditing Standards, we exercise professional judgement and maintain professional scepticism throughout the audit. We also:

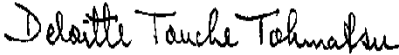
- Identify and assess the risks of material misstatement of the financial report, whether due to fraud or error, design and perform audit procedures responsive to those risks, and obtain audit evidence that is sufficient and appropriate to provide a basis for our opinion. The risk of not detecting a material misstatement resulting from fraud is higher than for one resulting from error, as fraud may involve collusion, forgery, intentional omissions, misrepresentations, or the override of internal control.
- Obtain an understanding of internal control relevant to the audit in order to design audit procedures that are appropriate in the circumstances, but not for the purpose of expressing an opinion on the effectiveness of the Fund's internal control.
- Evaluate the appropriateness of accounting policies used and the reasonableness of accounting estimates and related disclosures made by the directors.
- Conclude on the appropriateness of the directors' use of the going concern basis of accounting and, based on the audit evidence obtained, whether a material uncertainty exists related to events or conditions that may cast significant doubt on the Fund's ability to continue as a going concern. If we conclude that a material uncertainty exists, we are required to draw attention in our auditor's report to the related disclosures in the financial report or, if such disclosures are inadequate, to modify our opinion. Our conclusions are based on the audit evidence obtained up to the date of our auditor's report. However, future events or conditions may cause the Fund to cease to continue as a going concern.
- Evaluate the overall presentation, structure and content of the financial report, including the disclosures, and whether the financial report represents the underlying transactions and events in a manner that achieves fair presentation.

We communicate with the directors regarding, among other matters, the planned scope and timing of the audit and significant audit findings, including any significant deficiencies in internal control that we identify during our audit.

We also provide the directors with a statement that we have complied with relevant ethical requirements regarding independence, and to communicate with them all relationships and other matters that may reasonably be thought to bear on our independence, and where applicable, actions taken to eliminate threats or safeguards applied.

# Deloitte.

From the matters communicated with the directors, we determine those matters that were of most significance in the audit of the financial report of the current period and are therefore the key audit matters. We describe these matters in our auditor's report unless law or regulation precludes public disclosure about the matter or when, in extremely rare circumstances, we determine that a matter should not be communicated in our report because the adverse consequences of doing so would reasonably be expected to outweigh the public interest benefits of such communication.



DELOITTE TOUCHE TOHMATSU



Weng W Ching  
Partner  
Chartered Accountants  
Sydney, 30 May 2022

For personal use only

**CD Private Equity Fund II**  
**Unitholder information**  
**30 April 2022**

**Distribution of unitholders**

53,007,362 fully paid ordinary units on issue are held by 1,763 unitholders.

<b>Category (size of holding)</b>	<b>Number of unitholders</b>	<b>%</b>
1 to 1,000	49	0.03
1,001 to 5,000	231	1.40
5,001 to 10,000	342	4.93
10,001 to 100,000	1,093	58.38
100,001 and over	48	35.26
	<b>1,763</b>	<b>100</b>

Holding less than a marketable parcel

**28**

**Top 20 largest holders of units**

	<b>Number of units held</b>	<b>Percentage of Total (%)</b>
J P Morgan Nominees Australia Pty Limited	5,699,475	10.75
BNP Paribas Nominees Pty Ltd Hub24 Custodial Serv Ltd <DRP A/C>	4,394,239	8.29
A B Dixon Pty Ltd <A B Dixon Family A/C>	718,750	1.36
Ocean Capital Pty Limited	549,354	1.04
Mr Richard Philip Wilkins	313,090	0.59
Ms Snezana Bowden	300,000	0.57
Katdar Pty Ltd <Dixon Comply Pen Fund A/C>	300,000	0.57
Benjamin Hornigold Ltd	277,068	0.52
Luja Pty Ltd <Christowel Super Fund A/C>	265,000	0.50
HSBC Custody Nominees (Australia) Limited - A/C 2	255,179	0.48
AHD Brown Pty Ltd <A Brown Pension Fund A/C>	242,370	0.46
Baauer Pty Ltd <The Baauer Family A/C>	231,000	0.44
Gruen Superannuation Pty Ltd <Gruen Superannuation Fnd A/C>	219,944	0.41
Mr Orange Pty Limited <Mr White Pension Fund A/C>	218,750	0.41
Perpetual Corporate Trust Ltd <Affluence Lic Fund>	217,403	0.41
A Thousand Paperclips Pty Ltd <& You'll Make Profit S/F A/C>	212,996	0.40
Perpetual Corporate Trust Ltd <AIF>	209,146	0.39
Duntex Manufacturing Co Pty Limited <Super Fund A/C>	200,000	0.38
Mr Robin Rowe & Ms Janet Matton <Futureshift Super Fund A/C>	197,179	0.37
Assess Pty Ltd <Aristides Family A/C>	183,694	0.35
<b>Total</b>	<b>15,204,637</b>	<b>28.68</b>

**CD Private Equity Fund II**  
**Unitholder information**  
**30 April 2022**

**Substantial unitholders**

The following holders are registered by the Fund as a substantial holder, having declared a relevant interest, in accordance with the Corporations Act, in the Units below:

Name	Units	% of Units
Investment Administration Services Pty Ltd (IAS) *^	3,573,553 Units	6.47%

\*Note: Investment Administration Services Pty Ltd's unit holdings are held by JP Morgan as nominee for IAS Managed Discretionary Account clients.

^Date of last substantial holder notice lodged on 16 September 2021

**Voting rights**

Each ordinary unit is entitled to one vote when a poll is called, otherwise each unitholder present at a meeting or by proxy has one vote on a show of hands.

**Restricted securities**

There are no restricted securities issued by the Fund.

**Transactions**

There were no transactions in securities during the reporting period.

**Limited Partnership Agreement**

U.S. Select Private Opportunities Fund II GP, LLC (**Investment Manager**), Cordish Private Ventures and E&P Investments Limited, in its capacity as Responsible Entity of CD Private Equity Fund II (**Fund**), have established an exempted limited partnership, US Select Private Opportunities Fund II, L.P. (**LP**), in the Cayman Islands for the purposes of acquiring, directly or indirectly, and dealing with, interests in private investment funds and interests in privately held companies.

Under the terms of the agreement, the Fund, as a Limited Partner, has agreed to make capital contributions towards the acquisition of investments, as directed by the Investment Manager, up to a maximum contribution amount. The limited partners are permitted to satisfy all, or any, of their outstanding capital commitment by making an in-kind contribution of a portfolio investment with the written consent of the other partners.

Under the LP Agreement, it is an event of default to fail to make a capital contribution when due and different consequences may result from an event of default, including (among others) interest being payable on overdue amounts, loss of voting rights or, at the discretion of the Investment Manager, forfeiture of distributions and a 50% reduction in the defaulting partner's capital account (with such amounts to be distributed to the remaining partners in their pro rata proportions).

The Investment Manager must ensure that distributions, if any, are made on an annual basis (or more frequently, if so determined by the Investment Manager) in connection with a disposal, interest or other income realised from an investment or income from temporary investments.

In consideration for managing the LP and its investments, the Investment Manager is entitled to an investment management fee of an amount equal to 2% of the aggregate capital commitments made by the partners to the LP which will be payable quarterly in advance for a period of 10 years. Cordish Private Ventures and the Fund are prohibited from withdrawing from the LP or otherwise disposing of their interest in the LP in any circumstances without the consent of the Investment Manager. The Investment Manager in turn must obtain the consent of the other limited partner prior to effecting such disposal or transfer. The Investment Manager may not withdraw from the LP, resign as general partner or otherwise dispose of its interest in the LP in any circumstances without the consent of the limited partners.

**CD Private Equity Fund II**  
**Unitholder information**  
**30 April 2022**

The LP will be dissolved upon the occurrence of certain termination events, which include (among others), the last business day of the fiscal year in which all investments have been disposed of or where the LP is no longer subject to any funding obligations in respect of investments or management fees. The Investment Manager may terminate or wind up the LP with the consent of all limited partners. As a limited partner, the Responsible Entity does not have the ability to amend the LP Agreement in a material respect, or require early termination or wind up of the LP without the consent of all other partners.

For personal use only

**CD Private Equity Fund II**  
**Directory**  
**31 March 2022**

The Fund's units are quoted on the official list of Australian Securities Exchange (**ASX**).  
The ASX code is **CD2**.

**CD Private Equity Fund II**

(ARSN 162 057 089)

Registered & Principal Office  
Level 15, 100 Pacific Highway  
NORTH SYDNEY NSW 2060  
T 1300 454 801  
F 1300 883 159  
E [info@cdfunds.com.au](mailto:info@cdfunds.com.au)  
[cdfunds.com.au](http://cdfunds.com.au)

**Responsible Entity**

E&P Investments Limited  
(ACN 152 367 649)  
(AFSL 410 433)  
Level 15, 100 Pacific Highway  
NORTH SYDNEY NSW 2060  
T 1300 454 801  
F 1300 883 159  
E [info.funds@eap.com.au](mailto:info.funds@eap.com.au)  
[eap.com.au](http://eap.com.au)

**Directors**

Stuart Nisbett  
Peter Shear  
Warwick Keneally

**Secretaries**

Caroline Purtell  
Hannah Chan

**Auditor**

Deloitte Touche Tohmatsu  
Grosvenor Place  
225 George Street  
SYDNEY NSW 2000  
T +61 2 9322 7000  
F +61 2 9322 7001  
[deloitte.com.au](http://deloitte.com.au)

**Unit Register**

Boardroom Pty Limited  
Level 12, 225 George Street  
SYDNEY NSW 2000  
T 1300 737 760 (Australia)  
T +61 2 9290 9600 (International)  
F 1300 653 459  
[boardroomlimited.com.au](http://boardroomlimited.com.au)

For personal use only

For personal use only

