

Annual Report

for the year ended 31 December 2021

ARBN 615 153 332

Retech

Technology Co., Limited



Hong Kong Company Registration Number 2374379

Retech Technology Co., Limited / www.retech-rte.com

Contents

Part 1 Group Overview	iii
1. 2021 Operation and Financial Highlights	iii
2. Chairman's Letter	iv
3. Vision, Strengths and Strategies	v
4. Company Overview	vi
Part 2 Operation, Financial Review and Future Developments	xi
1. Operation Performance Review	xi
2. Financial Performance Review	xvi
3. Future Growth and Development	xviii
Part 3 Directors' Report	2
1. Our Business	2
2. Board of Directors	3
3. The Company Secretary	4
4. Directors of the Company	5
5. Remuneration Report	9
Part 4 Consolidated Financial Statements and Notes	12
1. Consolidated Financial Statements and Notes	12
2. Directors' Declaration	100
3. Auditor's Independence Declaration	101
4. Independent Auditor's Report	102
Part 5 Other Information	111
1. ASX Additional Investor Information	111
2. Corporate Governance	115
3. Corporate Directory	116
Disclaimer	117

PART 1

Company Overview

Part 1 Group Overview

1. 2021 Operation and Financial Highlights

With the COVID-19 pandemic raging for most of 2021, online education and training boomed globally, out of necessity. Retech's business in 2021 has been adjusted according to the new corporate needs under the epidemic. The specific financial data and highlights of business operation are as follows:

- Revenue in FY2021 was RMB187.34m (A\$38.67m), a decrease of RMB8.42m (A\$2.45m), or 4% compared to RMB195.76m (A\$41.12m) in FY2020. The decrease in revenue was mainly affected by the economic downturn due to the impact of COVID-19 and the company chose large enterprises with more ability to pay, and gave up the demand for online training of some small and medium-sized enterprises.
- Gross profit in FY2021 was RMB100.88m (A\$20.82m), a decrease of RMB13.10m (A\$3.12m), or 11% compared to RMB113.98m (A\$23.94m) in FY2020. The gross profit margin was 54%, while in FY2020 it was 58%. This was because we were conducting business transformation and focus more on intellectual property rights. Business transformation was the strategy of selection targeted big customers. The projects delivered to these clients were lower margin and in the pioneer stage.
- Net profit attributable to owners of the company was RMB5.07m (A\$1.05m), a decrease of RMB49.33m (A\$10.38m), or 91% compared to RMB54.40m (A\$11.43m) in FY2020.
- The project in Côte d'Ivoire, which was updated in the LVC system, was successfully completed in 2021 and highly recognized by Huawei's overseas business department. A new project in Pakistan is currently in the process. Additionally, the upgrading and transformation of LVC have been completed and accepted. In January of 2022, Retech earned the 'Huawei Annual Award for Excellent Partner of 2021 in Global Government Education Industry'.
- Retech has expanded the services scope for the branches of Bank of China and the Research Institute of Bank of China. The projects include Qingyun series courses, science and innovation finance courses, anti-counterfeit money and anti-money laundering courses, financial consumer protection courses, network service standards courses and a Winter Olympics related series. The services have extended from online courseware development to offline activity operations.
- Retech has been involved in the customer list of the National Association of Financial Market Institutional Investors, which is a self-regulated organization of the inter-bank market and is composed of voluntary market participants, including the inter-bank bond market, inter-bank lending market, foreign exchange market, bill market and gold market. Retech will provide the technical e-course services for this association in following years to come.
- Retech has demonstrated its expertise in the field of digital education and training by winning the Shanghai Software Core Competitiveness Enterprise 2021 (Innovative) award for the third year in a row.
- The online open course 'Flower Arrangement Art customized by Retech for the Shanghai Agricultural School has been rated as a "High-quality Course" by the Shanghai Municipal Education Commission. This course has been praised as having exquisite design, excellent production, diverse forms and diversified teaching methods.

2. Chairman's Letter

Financial year 2021 was a challenging one for China. With the continuation of closed borders, China's economy was inadvertently affected. This has also affected Retech's overall business.

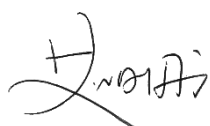
Retech's traditional corporate e-learning business serves both large enterprises, and small and medium businesses. In an economic downturn, small businesses have to conserve cash, and Retech's income from this segment was adversely affected. Fortunately, large enterprises, especially state-owned ones, view economic downturns as an opportunity to invest more in corporate training; consequently, our receipts from large enterprises was not impacted badly. Overall however, our income and profits from our traditional e-learning business was still down 11% and 46% respectively from last financial year.

The biggest adverse impact on our business in the last year was however the sudden policy change in China regarding private tuition. Retech's traditional e-learning business was not affected, as it is corporate training. However, Retech has in the last few years invested heavily into Ai English. Ai English provided native English language tuition to private education providers in China. As a result of this sudden and major policy change, all these providers and to shut down. This had a devastating impact on Ai English, in which the growth and financial performance were affected.

There are however bright spots on the horizon. Although China's borders remain closed, the experience of other countries is that the Omicron variant is allowing the world to live with COVID-19. This will happen in China too. Retech continues to invest in valuable IP, including being a committee member of the prestigious China Financial Risk 50 Forum. Where Ai English is concerned, we were not a B2C, but a B2B2C provider. The B2C private tuition industry has been eliminated for the foreseeable future, but Ai English's product continues to be offered to public schools. We expect this segment to continue growing strongly, now that private tuition has been banned in China.

Overall, although Retech registered a small loss this year, it was due to two unforeseeable events: COVID-19 and the sudden banning of private education in China. We have full faith that Retech's fundamentals are still strong, and are optimistic for the upcoming year.

Yours sincerely,



Mr. Ai Shungang
Co-Chairman



Mr. Calvin CHENG
Co-Chairman

3. Vision, Strengths and Strategies

Retech Technology Co., Limited ("Retech" or the "Company"), is an investment holding company, incorporated in Hong Kong with its operating subsidiaries located in mainland China, Australia and Hong Kong.

Vision

Retech Technology is positioned as a "knowledge service provider" with a vision to become a "learning technology leader" worldwide. The Company's purpose is to deliver high quality online training solutions through its software and platform technology. We create well-designed courses for leading corporate customers to make learning easily and efficiently. We also use our expertise to enable offline education providers to deliver a high-quality online education.

- ✧ We commit to promote the optimal allocation of learning resources through the Internet and using eLearning technologies, helping learners to access high-quality educational resources anytime, anywhere, and achieve educational equity.
- ✧ We commit to help learners realize the humanization of the learning experience, the transparency of processes, and the controllability of results through learning technologies.
- ✧ We integrate technologies of big data and artificial intelligence to provide each learner with the most suitable learning solution to achieve "teaching according to his aptitude". We assist employers to deliver essential training to their staff, and to help them raise the quality of their output through.

Strategies and Strengths

Retech aims to become a leading education technology ("EdTech") company in the e-learning industry. Retech will always be technology-oriented, but we will also aim to enhance our market position by providing content in key areas:

- "Technology + IP": we will develop high quality IP based on our eLearning expertise and provide a unique content ecosystem in the fields of corporate training, language education, and digital media education.
- "Technology + Teachers": through our international education, we will bring in high-quality education from international teachers using advanced online learning technology, to promote the development of cross border language education services for China mainland public schools.

Focusing on the field of online education for more than 10 years, we have accumulated the following strengths:

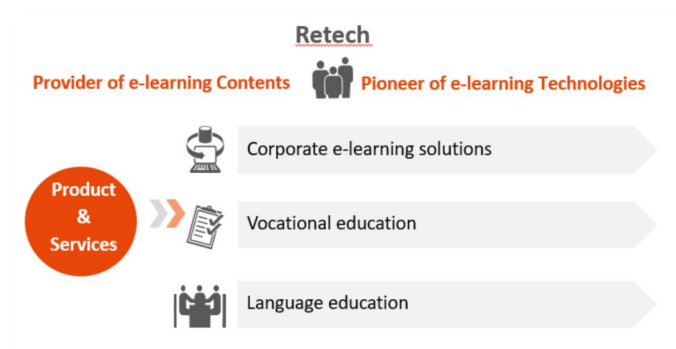
- Stable, committed core team: our core team has accompanied Retech's growth and we continuously strengthen our team's cohesion and commitment through effective talent acquisition.
- Great brand influence: after many years of designing the industry's leading digital education platforms, we have a deeply cultivated and sound reputation in our target industries: financial services, autos, retail and technology. We are expanding this presence to becoming a leading provider of services to the education sector.
- High customer stickiness by product matrix: Our recurring customer rate continues to increase year by year. We have built a deep understanding of our customers' needs

during the implementation of our products and services. As a result, our product matrix includes learning platforms, digital content and services, with the accumulation of technology and materials for customer solutions.

- **Leading intelligent platform technology:** Retech's online learning platforms have withstood the test of more than 10 million people. Through technical cooperation with internationally renowned companies such as Netlearning, the largest E-learning company in Japan, technology such as big data analysis, and artificial intelligence has been introduced and further enhanced the transparency and flexibility of our learning platforms.
- **Instructional design standard maker:** Retech has helped customers to develop digital education content such as video, animation, H5, AR & VR, etc., and accumulated a rich experience in online instructional design and techniques.
- **International resources:** International resources have been obtained. We are listed and have established businesses in Australia; we jointly established the AES with leading Japanese and South Korean industry partners; we work with leading universities from China and Australia. Due to the impact of COVID-19, further business developments have all been transferred to online, which has had an evident influence on the efficiency of our cooperation.

4. Company Overview

The Company and its operating subsidiaries ("Retech Group" or "the Group") provide products and services as comprehensive e-learning solution packages shown in this chart:



Through our products and services, we not only provide solutions that satisfy changing e-learning technology demand but also build a complete e-learning ecosystem integrated into our clients' training systems. With leading instructional design capabilities and strong digital courseware development capabilities, we provide our customers with a total online education solution.

Corporate e-learning solutions

1) Corporates e-learning platform

Our online learning platform is the key channel for Retech to deliver learning modules, comprising complete blended electronic distribution through PC, mobile, social media apps, and face-to-face live-streaming tools. These platforms have functions such as Q&A, social learning, and interactive videos to keep the program user-friendly and simultaneously accelerate the learning process.

- **Platform products features**

RTE focuses on building a comprehensive technology-driven platform that integrates the latest concepts of advanced system planning.

- ✧ RTE focuses on building a comprehensive technology-driven platform that integrates the latest concepts of advanced system planning.
 - ✧ Big data collection and analysis. Course learning can be carried out at any time through various forms. Data is collected and analyzed at key learning nodes for report drilling and intelligent mapping.
 - ✧ Multi terminal adaptation and synchronization of courseware content, including PC, mobile phone (IOS and Android), e-book, WeChat, game, HTML5, etc.
 - ✧ Systematic and modular training management function design. By providing training management, test and benchmarking organization, score statistics, performance evaluation and promotion, Retech is able to meet the training needs of the most demanding corporate customers.
 - ✧ Large scalability. We help our customers to grow, providing many kinds of learning and training solutions combined with multi-channel transmission to enable their staff to unlock their potential. We supply additional online training management modules and solutions.
 - ✧ Upgrading with new solutions. Taking into account advances in technology and usability, we enable our customers to continuously upgrade their learning services.
 - ✧ Flexible and secure LMS integration. Services provided by Retech are based on the configuration of independent functions.
 - ✧ Social and gamified learning. We can provide social learning through social media APPs such as WeChat, with modular content that can be obtained anytime, anywhere..
- LVC (live virtual classroom) real-time interactive educational platform

Our Live Virtual Classroom was developed by Retech with Huawei for remote real-time interaction between course instructors and students. LVC is now one of the leading real-time teaching platforms in China and can support simultaneous real-time interactions with 1,000 parties or more. With Huawei's exclusive authorization, Retech provides real-time e-course services for Huawei's overseas customers. This platform was developed and delivered for Huawei in 2019 and the software IP is owned by both parties.

2) E-courses: Customisation and “off-the-shelf” courses

Retech's e-course services are divided into 2 types: “off-the-shelf” e-courses and customised e-courses. The core to developing successful e-courses that meet diverse training needs of our clients is effective e-learning instructional design. Retech plays a leading role in research and implementation of instructional design for e-learning markets in China.

E-course features:

- ✧ The establishment of courseware standards

When designing customised e-learning content for our customers, Retech uses performance-oriented online learning concepts as the basis of teaching design. Using a modular structure and design enables students to have a high sense of interactivity and participation.

Our courseware is developed in accordance with international standards, such as SCORM (Sharable Content Object Reference Model) and AICC (The Aviation Industry Computer-based training Committee). Our courseware follows international standard designs, so it can be easily integrated into the various training platforms of

customers. This also makes Retech's courseware a first choice for most enterprises.

✧ Standardized development process

Retech has standardised online course design with our own quality management system (QMS). Each project has a project manager (PM), who organises a team of experts, supervises delivery of the project, controls the progress, and controls the delivery and cost of the project. Retech's experts control the quality of online learning solutions at all stages of project planning and execution. Through this practice, Retech not only has the advantages of courseware design and delivery, but also manages the profit of each project well.

✧ High level courseware design team

Retech has a team of experienced experts who are responsible for the educational design of our e-learning content, focused on efficient learning methodologies and absorbing the latest teaching design concepts. Since 2012, Retech has jointly established teaching design laboratories with five top domestic universities, namely, Beijing Normal University, Capital Normal University, East China Normal University, Central China Normal University and Shanghai International Studies University. Our team develops new methods to prepare updated, user-oriented e-learning content based on research and courseware design models from cooperation with our research teams. Through the implementation of new technologies, such as 3D, AR (Augmented Reality) and VR (Virtual Reality), courseware provided by Retech is appreciated by our customers and is at the forefront of the industry technological development

✧ Diversified courseware types to meet different customer requirements

Retech provides clients with courseware that can be tailored to their needs. Retech may take existing instructional content from our customers and then develop new content as well as content from our own library of resources to produce optimal, customised content. Each module is divided into various categories depending on the progress of the user and is presented in different forms, i.e. gamification, video, interactive text, etc.

✧ Off-the-shelf IP development

The company signs an agreement with China Financial Risk 50 Forum (CFR50) to carry out digital IP development of risk control and related copyright operation cooperation. This agreement also aims to promote online training services related to risk management for China's financial industry

Vocational education

Our current products and services for vocational education are as follows:

- ✧ Digital resource research and development.
- ✧ Educational administration management systems for student credits.
- ✧ Products on digital campus/ smart campus.
- ✧ Platform for teaching resource management and online teaching.
- ✧ Consulting and education management services for digital campus/ smart campus construction
- ✧ The combination of education and production solution in digital media major: including four modules of teacher training, an online teaching platform, a project management platform, a teaching evaluation platform, and a case library of 100 real enterprise projects and update each year.

- ✧ Technical and maintenance support services for software products that are up-to-date and actively used in modern e-courseware design.

Language Education

Ai English provides students in China (3-16 years old) the opportunity to learn English from native English teachers, live-streamed from Retech's Australian-based studios, delivering courses in a "dual teacher" mode to local schools. Our teachers and technologies provide a live webcast from international teachers in Australia, supported by the school's own teacher locally in the classroom in China.

Due to the adjustment "Dual Reduction" policy in China mainland, we currently focus on providing online services for public schools.

Key features are:

- ✧ Full-time & dedicated Australian, native English-speaking, qualified teachers with TESOL/ TEFL certificates to teach interactive, high-quality lessons into China.
- ✧ Dual teacher model: the local teacher assists in the classroom while students enjoy lessons live-streamed from our international teachers.
- ✧ Time zone and quality advantages in Australia: Australian native English-speaking teachers command a premium over other regional English teachers (e.g. Philippines) and have significant time zone advantages compared to other established online education providers based in e.g. the US or the UK.

PART 2

Operating and Financial Reviews, Future Development

Part 2 Operation, Financial Review and Future Developments

1. Operation Performance Review

1) Corporate E-Learning

➤ E-learning platform

E-learning platform—The technical team continued to provide the services to clients and the Version 3.0 was launched in 2021.

➤ LVC (live virtual classroom) real-time interactive educational platform

The project in Côte d'Ivoire, which was updated in the LVC system, was successfully completed in 2021 and highly recognized by Huawei's overseas business department. Now, a new project in Pakistan is in the process. Additionally, the upgrading and transformation of LVC have been completed and accepted.

➤ E-courses

The Company launched different new types of training operation services including the whole operation system for activity planning, face-to-face training, courseware production, promotion and publicity as well as launched different new types of training operation services including the whole operation system and the services scope, which have extended from online courseware development to offline activity operations.

Clients and new development

In terms of corporate e-learning, Retech focuses on providing professional technology and services to key customers in targeted industry verticals. The success and growth of our well-known large customers provides a strong driving force for our business development.

The following are the updates from our target industries:

- Financial services: Retech keeps on providing services to our existing Bank customers: Bank of China, Ping An Bank, China Minsheng Bank, Shanghai Pudong Developing Bank and Bank of Communications, etc. Also, Retech has new customers, including Beijing Bank and Zhejiang Rural Credit Cooperative. In the insurance area, after providing services for Ping An Insurance, Retech also developed business with PICC Property Insurance, China Reinsurance, and Pacific Insurance, etc.
- Autos and Industrials: In this business area, Retech has focused on automobile, military and manufacturing industries. In the automobile industry, Retech entered the 5 years courseware suppliers list of Mercedes Benz and achieved successful agreements with sales companies, such as the Daimler Investment Company, Daimler Trucks and Buses (China), Mercedes Benz finance and other subordinate companies.
- Retail: Retech has been continually providing services to Estee Lauder, Shiseido and other companies in the field of cosmetics. Retech has also expanded services to brand customers such as Grundfos Water Pump (Shanghai) Co. Ltd., Distinct HealthCare and CPB etc.
- Other major customers: The Company continued to provide SF express training for internal trainers and the e-course service for SNPTC (Shanghai Nuclear Engineering Research & Design Institute Co., Ltd.).

Famous Brandings from our clients:



2) Vocational Education

Based on Retech's rich experience in the field of digital media and the dividend of China's policies, Retech focuses on cooperating with vocational colleges in the digital media professional group and is committed to regional professional talent training. Retech and Shanghai Publishing and Printing College (SPPC) jointly built a student training and practice base named "SPPC-Retech Digital Media Industry College" centre, which has finished the startup phase and will be in operation in 2021. Retech has also jointly developed 100+ training teaching cases with vocational college teachers which will be used in students daily studying and these cases will be updated every year. In cooperation with foreign advanced VR technology providers, Retech is applying for the project of national virtual simulation laboratory

Product:

- Digital Media courses: In 2021, Retech finished the development of 16 module courses in the Digital Media major and 100 practice training courses from real projects. These courses aim to resolve the existing gap between college courses and industry practice especially in the Digital Media major.

Business:

- The training centre located in Shanghai Publishing and Printing College (SPPC) was put into use in late April. It provided practice training for the Digital Media major and the whole SPPC. In early July, SPPC and Retech co-built 4 training bases located in Shanghai, Yancheng, Zhenjiang and Wuxi.

- In January, Retech won the smart campus construction project of Chongqing Economy and Trade Secondary Vocational School, which reflected a strong start to business operations in China's Southwest region.
- Retech signed agreements with vocational schools, such as Yancheng College of Mechatronic Technology, Retech and Yancheng Children's Teaching College, Lanzhou University of Arts and Science, Shanghai Nanhu Vocational College, Taihu College Of Creative Technologies (Taihu College) and Wuxi Vocational Institute of Commerce (WXVIC), and will provide them with the following services: students practice training, course development, teacher training, joint development of professional courses especially in digital media and "Two Abilities"(Innovation and Entrepreneurship). Moreover, Retech will jointly construct the "Digital Media Industry College" with some schools.
- In May 2021, a launch ceremony was held for the Digital Media Art Design Enterprise College which will be jointly built by Retech and Zhenjiang Higher Vocational and Technical Institute. This College is located in Retech's Digital Industrial Park and both parties will strive to build a cooperation base integrating production, learning, research and application.
- Retech successfully launched the Digital Media Industry College with Wuxi Vocational and Technical College, Yancheng Technician College.
- During July, Retech provided 10 days of training to 40 teachers from Jiangsu Union Technical Institute. This training was a provincial training project and the courses were jointly developed by Jiangsu Union Technical Institute and Retech. Forty key teachers from art and design from Jiangsu Province participated in the training.
- During September, the Digital Media major courses developed by Retech officially entered Zhenjiang Vocational Technical College and Wuxi Vocational Institute of Commerce. RTE provides one semester courses including plane animation, Unity VR programming and 3D scenario designing for four classes in both schools.
- The Digital Media Training Camp opened on the 15th of December. It was created by Retech and Zhongnan Peixin Education Management Co. Ltd., a subsidiary of Zhongnan Media. This is a new business activity in Central China.
- Retech provided course development services for more than 60 vocational schools including the electronic commerce course development for the Shanghai Vocational Education Group for Commerce and Trade, a series of online courses for Shanghai Art & Design Academy, Shanghai I&C Foreign Languages School, Shanghai Civil Aviation College and Changzhou Vocational Institute of Engineering, etc.

3) Language Learning

In response to Chinese local policy which was released in late July, Ai English has gradually transitioned to “in-class” services as it is the new core method of delivery for new products.

Products

- Studio2Classroom: From July, Ai English provided in-school services mainly for kindergartens, primary and secondary schools, included in ordinary lessons as a part of the daily education content.
- Ai Growth product launched: During September, Ai English and 21st Century English Education Media signed a strategic cooperation agreement in Beijing for the jointly developed project "Newspaper Reading Time". 21st Century English Media (21st Century) is a subsidiary of China Daily and focuses on the education industry. 21st Century owns more than ten media platforms including newspapers, websites, mobile App, micro-blog, WeChat official account and electronic newspaper, etc. and some famous sub-brands like <21st CENTURY>, <TEENS Kids>, "The 21st Century Cup", "Global English Education China Assembly", "Classic Reading". 21st Century strives to build a special public opinion position for youngsters through innovative content, innovative expression and innovative communication based on deeply studying teenagers' cognitive rules and characteristics.
- Family Studio2Classroom: Due to Australia's constant long-term lock downs of the last two years, Ai English took advantage of this time to explore the Family Studio2Classroom mode. In the H2 of 2021, 90% of courses were delivered under this new mode, which not only provided a guarantee for the expansion of teachers, but also solved a long-term impact of COVID-19.

Clients and new development

- In April 2021, Ai English successfully won its bid for the Suzhou industrial park

Education Bureau's "foreign teachers entering campus" project, providing 38 public schools in the whole district with online teacher English classes. Previously, Ai English provided over 100 primary schools and kindergartens with online class services. In 2022, on the basis of completing the centralized procurement and delivery of this project, the dual-teacher classroom will actively promote to other 2 to 3 districts and counties in Suzhou.

- Retech aims to provide English classes to students online in rural areas, further reducing the education gap in China, helping students from all around the nation to achieve their learning dreams, no matter their location. In March, Ai English held the opening ceremony of the public welfare class, which was located in Dingji Town, Huaian City, Jiangsu Province. In the following months, RTE donated the SW+HW products of Ai Learning to 30+ kindergartens in Kashgar, Xinjiang and will keep providing services for the students.
- In order to reduce the policy reform influence, Ai English launched a sub brand: Ai Growth, which provides journalism literacy courses for primary and secondary schools. By the end of 2021, 12 schools had accepted trial courses, and 8 schools have signed or intend to sign contracts.

4) Awards and Strategic Cooperation

- During October 2021, Retech received the 'High Quality Digital Content Customization Service Provider' of 'Booao Award'. This is the fifth year Retech has won the award.
- Retech has demonstrated its expertise in the field of digital education and training by winning the Shanghai Software Core Competitiveness Enterprise 2021 (Innovative) for the third year in a row.
- The online open course "Flower Arrangement Art" customised by Retech for the Shanghai Agricultural School has been rated as a "High-quality Course" by Shanghai Municipal Education Commission. The course has been praised for its exquisite design, excellent production, diverse forms and diversified teaching methods.
- In January of 2022, Retech earned the "Huawei Annual Awards for Excellent Partner of 2021 in Global Government Education Industry".

2. Financial Performance Review

- Revenue in FY2021 was RMB187.34m (A\$38.67m), a decrease of RMB8.42m (A\$2.45m), or 4% compared to RMB195.76m (A\$41.12m) in FY2020. The decrease in revenue was mainly affected by the economic downturn due to the impact of COVID-19. Meanwhile, the traditional e-learning business remained stable. The company focused on big clients in 2021 and gave up some small and middle clients whose payment capability and business was strongly impacted by the pandemic. Considering the continuation of COVID-19 impacts, big enterprises can maintain spending in employee e-learning, such as our long-term customers Bank of China and Ping An etc. However, small and medium-sized enterprises have had difficulties in their operations due to COVID-19, and the risk of account collection is likely to increase. To address this, the company has been conducting customer screening and focusing on big enterprise customers as mentioned.
- Gross profit in FY2021 was RMB100.88m (A\$20.82m), a decrease of RMB13.10m (A\$3.12m), or 11% compared to RMB113.98m (A\$23.94m) in FY2020. The gross profit margin was 54%, while in FY2020 it was 58%. This was because that we provide comprehensive e-learning solutions through operational cooperation with big customers. We are paying more attention to intellectual property rights and software platforms to increase customer stickiness, and offered some discount, as they are currently in early exploration stages. This approach was targeted to fulfill the demand from large clients as we mentioned above. The revenue and gross profit of the vocational education business had a steady growth. Despite the influence of the new regulations on education and training industry, the language learning business Ai English was focused more towards public school English learning.
- Selling and distribution expenses in FY2021 were RMB12.90m (A\$2.66m), an increase of RMB2.90m (A\$0.56m), or 29% compared to RMB10.00m (A\$2.10m) in FY2020. The main increase was from vocational education business. As the Chinese government continuously encourages vocational education, we were actively developing this business. Administrative expenses in FY2021 were RMB87.40m (A\$18.04m), an increase of RMB29.90m (A\$5.96m), or 52% compared to RMB57.50m (A\$12.08m) in FY2020. The main reasons for this were the increase in R&D expenses of e-learning, IP amortization of language learning. Impairment losses in FY2021 were RMB10.00m (A\$2.06m), an increase of RMB5.07m (A\$1.02m), or 103% compared to RMB4.93m (A\$1.04m) in FY2020, due to slower customer settlement mainly from small and middle size enterprises affected by COVID-19 pandemic.
- Net profit attributable to owners of the Company was RMB5.07m (A\$1.05m), a decrease of RMB49.33m (A\$10.38m), or 91% compared to RMB54.40m (A\$11.43m) in FY2020.

'000s	FY2021 RMB	FY2020 RMB	change %	FY2021 A\$	FY2020 A\$
Revenue	187,345	195,756	-4%	38,669	41,120
Gross profit	100,879	113,983	-11%	20,822	23,943
GP margin %	54%	58%	\	54%	58%
EBITDA	19,203	73,456	-74%	3,964	15,430
EBIT	2,316	58,627	-96%	478	12,315
(Loss)/ Profit before income tax	-5,410	51,491	-111%	-1,117	10,816
Net (loss)/profit after tax	-14,152	39,979	-135%	-2,921	8,398
NPAT margin %	-8%	20%	\	-8%	20%
Net profit attributable to owners of the parents	5,072	54,404	-91%	1,047	11,428
Basic EPS (in cents)	2.18	23.36	-91%	0.45	4.91
Diluted EPS (in cents)	2.18	22.51	-90%	0.45	4.73
Total assets	582,869	539,554	8%	120,308	113,337

Legend:

1. EBITDA refers to Earnings before Interest expenses, income taxes, depreciations and amortization.
2. EBIT refers to Earnings before Interest expenses and income taxes.
3. The above EBITDA and EBIT are non-GAAP financial measures. We disclose them as we believe they provide useful information for shareholders to assist in understanding the Group's financial performance.
4. Exchange rate: AUD/RMB = 4.8448 (FY2021), AUD/RMB = 4.7606 (FY2020)
5. "RMB'm" refers to RMB million.

3. Future Growth and Development

- Investment in R&D: Based on the new opportunities we have obtained, we will continue to invest in the curriculum research and development tools and standards. On the other hand, in platform development, we will continue to invest in new technologies such as big data and artificial intelligence in Educational Technology reform.
- Focus on the existing e-Learning markets: We continue to increase investment in key industries currently serving and focus on providing industry solutions. Retech will put the main emphasis in the existing markets and develop more professional to provide better services to the loyal clients.
- IP development:
 - ✧ Relying on our e-learning's key customer resources, we will develop our own IP suitable for key customers. At present, we have signed an agreement with China Financial Risk 50 Forum (CFR50) to carry out risk control digital IP development and related copyright operation cooperation.
 - ✧ We will focus on the IP developing of Ai English so as to provide more digital courses for public schools in mainland China. Meanwhile, we will continue to develop high quality courses and maintain courses such as English drama courses and Ai Reading courses that developed before to cover the teaching system of public schools.
- International market development: In 2022, despite the influence from COVID-19, Ai English will continue to expand Southeast Asian markets such as Japan to be new growth point for this business.

PART 3

Directors' Report

Part 3 Directors' Report

Based on the operating and financial reviews, the directors of Retech Technology Co., Limited (the "Company") present their annual report and the audited consolidated financial statements for the Company and its subsidiaries (collectively the "Retech Group") for the year ended 31 December 2021.

1. Our Business

Principal Activities and Business Review

The principal activities of the Company and its subsidiaries (the "Group") include the provision of e-learning solutions and related services, provision of education management system solutions and provision of online language training. The Group's operations are based in the People's Republic of China (the "PRC"), Hong Kong and Australia. The principal activities of the subsidiaries are disclosed in note 23 to the consolidated financial statements. There were no significant changes in the nature of the Group's principal activities during the year.

The analysis of the principal activities and geographical locations of the operations of the Group are set out in note 5 and note 6 to the consolidated financial statements.

Results and Appropriations

The results of the Group for the year ended 31 December 2021 and the financial position of the Group as at that date are set out in the consolidated financial statements on pages 12 to 101.

Share Capital

Details of movements to the Company's share capital during the year ended 31 December 2021 are set out in note 29 of the consolidated financial statements.

2. Board of Directors

During the year and up to the date of this report, the Board of Directors of the Company and their backgrounds are as follows:



Mr. Ai Shungang

Co-Chairman

Non-Executive Director

founder of Retech Group, and controls the largest shareholder of Retech

more than 14 years' practical experience in the fields of software development, consulting and online education services in China

2014 "Leading Talent of Digital Publishing" in China

Nanjing University of Posts and Telecommunication



Mr. Calvin CHENG

Co-Chairman

Non-Executive Director

has served on various Ministerial advisory boards including the Media Literacy Council, the Singapore Media Festival, Screen Singapore and the Government Feedback REACH supervisory council

an appointed Member of Parliament of Singapore in the Eleventh Parliament

University of Oxford



Ms. LIU Qing

Non-executive Director
Chairwoman of NRM¹

Member of ARM²

over 20 years of experience in equity, securities and finance

partner of OFC, the top 10 "Best Local Investment Institution" in China, with a management capital of RMB 7 billion, over 100 investment projects and a number of projects listed or merged drop out

Huazhong University of Science and Technology



Mr. LU Jiuping

Non-executive Director

Member of ARM

Member of NRM

rich experience in software development

an elected member of Jiangsu Province at the Tenth National Committee of the Chinese people's Political Consultative Conference (CPPCC) in 2007-2012

Central South University of China, and University of Science and Technology, Beijing



Mr. Ross BENSON

Non-Executive Director Chairman of ARM
Member of NRM

more than 30 years' experience in the Australian financial services industry and has extensive expertise in securities, transaction advisory and business strategy

lead negotiator for a number of medium to large enterprise divestment or acquisitions in both Australia and China

prior to the formation of Investorlink Group in 1986, he established associated business units in wealth management, private equity, property syndication and structured financial products



Mr. LI Kang

Executive Director

has been engaged in immigration, overseas study and investment consulting services in Australia for years

rich experience as a senior management executive, acquiring expertise in multi-areas such as marketing (for example, domestic and international market development, sales management, etc.), general management, financial management, relationship management, etc.

CEO of Montgomery International Consultants



Mr. LANG Siyuan

Non-Executive Director

is currently the Associate Director of the Asset Management Department of Huarong International Financial Holdings Limited.

He graduated from Peking University and has over twelve years' experience in structured finance, private debt and equity investment and cross-border financing in mainland China and Hong Kong



Mr. Lapto YAU

Non-Executive Director

was Board Secretary of Hailiang Education group from 2017, one of China's largest K-12 education groups

served as the Vice President of Zhejiang CHINT Astronergy Technology responsible for the company's IT projects from 2011 to 2012

Chief Information Officer in Suntech Power from 2007 to 2010

Edith Cowan University,

Sunderland University (UK), and Fudan University (Shanghai, China).

2. Board of Directors (Continued)



Mr. LI Guo

Non-Executive Director

over five years' experience in cross-border M&A, asset restructuring and cross-border financing in Hong Kong

possesses the qualification of Certified Alternative Investment Analyst ("CAIA") currently in charge of the Director of Asset Management Department of Huarong Investment Stock Co., Ltd ("Huarong", Stock Code:2277.HK)

Renmin University of China.

Resigned on 9-April-2021

Notes:

1. NRM is the abbreviation of Nomination and Remuneration Management Committee.
2. ARM is the abbreviation of Audit and Risk Management Committee.

3. The Company Secretary

The Company Secretary is changed to Mr. WON Chik Kee from 29 May, 2020. Mr. WON Chik Kee has over 25-year experience in auditing (including IPOs), accounting, taxation and consulting services. Qualified at Deloitte, Mr. Won served various listed companies as senior executives and consultants prior to establishing his own practice in 2001. Mr. Won holds a Bachelor of Business from Monash University, Australia, and is a full member of CPA Australia and a fellow member of the Association of Chartered Certified Accountants and is a practising member of the Hong Kong Institute of Certified Public Accountants.

The role as Company Secretary includes advising the Board and its committees on governance matters, monitoring that Board and committee policy and procedures are followed, coordinating the timely completion and dispatch of Board and committee reports, ensuring that the business of Board and committee meetings is accurately captured in the minutes, and helping to organize and facilitate the induction and professional development of Directors.

4. Directors of the Company

The name and details of the Company's directors during the financial year and until the date of this report are set out. Below are the directors that were in office for this entire period unless otherwise stated.

AI Shungang

CHENG Ern Lee, Calvin
("Calvin CHENG")

LIU Qing

LU Jiuping

Ross BENSON

LI Kang

LI Guo

LANG Siyuan

Lapto YAU

Directors of the Company's Subsidiaries

Directors of the Company's subsidiaries during the year and up to the date of the report are detailed as follows:

Retech Holdings Co., Limited

LIN Yan

Aushen Group Pty Ltd.

AI Shungang

LI Kang

SUN Haoliang

Shanghai Retech Digital Technology Co., Ltd.

AI Shungang

Shanghai Ruijian Information Technology Co., Ltd.

LIU Cheng

WANG Gongshi

LIU Yan

Shanghai Ruipengcheng Technology Co., Ltd.

LIU Cheng

Shanghai Reunet Network Technology Co., Ltd.

AI Shungang

LIU Cheng

YU Yangjun

WANG Gongshi
KISHIDA Toru
SATO Hiroyuki
LEE JAE BUM
LIN Yan
YANG Binbin

Ai English Pty Ltd

SUN Haoliang
AI Shungang
LI Man

appointed on 1 February 2022

Wuxi Ai English Education Technology Co., Ltd.

LI Man

Shanghai Pantosoft Co., Ltd.

LONG Qun
LIU Bochuan
XU Ying

Jiangsu Ruizhixing Information Technology Co., Ltd

PENG Guoming

Directors' Meetings

The number of Board meetings, Audit & Risk Committee and Nomination & Remuneration Committee meetings held and attended by each director ended 31 December 2021 are listed as follows:

Directors	Board Meeting		Audit and Risk Management Committee Meeting		Nomination and Remuneration Committee Meeting	
	Entitled	Attended	Entitled	Attended	Entitled	Attended
AI Shungang	2	2	0	0	0	0
Calvin CHENG	2	2	0	0	0	0
LIU Qing	2	2	2	2	0	0
LU Jiuping	2	2	2	2	0	0
Ross BENSON	2	2	2	2	0	0
LI Kang	2	2	0	0	0	0
LI Guo	2	2	0	0	0	0
LANG Siyuan	0	0	0	0	0	0
Lapto YAU	2	2	0	0	0	0

Note:

1. Total of 2 Board meetings held in the reporting period ending 31 December 2021.
2. The Audit and Risk Management Committee had 2 meetings in the reporting period ending 31 December 2021.
3. LANG Siyuan joined the Board on 9-April-2021 and LI Guo was resigned at the same time.

The table below sets out the interests of the Directors of the Company as at the date of this report.

Director	Independence or affiliated	Number of Shares and equivalent CDIs held directly	Number of Shares and equivalent CDIs held indirectly
Al Shungang ¹	Non-independent	Nil	54,901,594
Calvin CHENG	Independent	Nil	549,172
LIU Qing	Independent	Nil	Nil
LU Jiuping	Independent	Nil	Nil
Ross BENSON	Independent	Nil	Nil
LI Kang	Non-independent	Nil	Nil
LI Guo	Non-independent	Nil	Nil
LANG Siyuan	Non-independent	Nil	Nil
Lapto YAU	Independent	Nil	Nil

Notes:

1. Al Shungang holds 69.77% of Retech Investment Group Co., Ltd, the largest Existing Holder. Having regard to section 608(3) of the Corporations Act, given Al Shungang holds more than 20% of Retech Investment Group Co. Ltd, Al Shungang is deemed to hold relevant interest in all of the shares held by Retech Investment Group Co., Ltd.

Other than the above, at no time during the year was the Company or its holding company or any of its subsidiaries or fellow subsidiaries a party to any arrangements to enable the directors of the Company to acquire benefits by means of the acquisition of shares in, or debentures of, the Company or any other body corporate.

Equity-linked Agreements

Details of the equity-linked agreements entered into during the year or subsisting at 31 December 2021 are set out below:

Convertible Note

Details of the Convertible Note issued by the Company are set out in note 27 to the consolidated financial statements. There are no other convertible notes issued by the Company during the year and up to the date of this report.

Permitted Indemnity Provision

During the year and up to the date of this Directors' Report, the permitted indemnity provision as defined in section 469 of the Hong Kong Companies Ordinance for the benefit of the directors of the Company was in force. The Company has arranged for appropriate insurance cover for the directors' liabilities in respect of legal actions against its directors arising out of corporate activities.

Significant Changes in the State of Affairs

Please refer to note 37 to the consolidated financial statements for more details.

Environmental Issues

The Company and the Group's business operations are not specifically regulated by any environmental regulations under the laws of the PRC, Hong Kong or Australia. However, the Company always maintains an environmental management philosophy to promote a sustainable working environment. For example, the Company encourages staff to print double-sided and recycle offices supplies and the office administrator is asked to order energy-saving facilities and equipment.

Events Subsequent to the End of the Financial Year

There are no subsequent events to be disclosed after 31 December 2021.

Auditor

The Company's auditors, Grant Thornton Hong Kong Limited ("GT Hong Kong"), retire and, being eligible, offer themselves for re-appointment.

Non-audit Services

Grant Thornton Tax Services Limited, an affiliate of GT Hong Kong provides statutory tax compliances services for the Company and its subsidiary incorporated in Hong Kong for HK\$25,000 (2019: HK\$20,000).

Proceeding on the Behalf of the Company

No proceedings on behalf of the Company have occurred up to the date of this report.

5. Remuneration Report

Key Management Personnel (“KMP”)

The remuneration report details the key management personnel (“KMP”) remuneration arrangements for the Company for the year ended 31 December 2021 and up to the date of the report, which includes directors listed as below:

Name	Type of KMP	Position
Calvin CHENG	Non-executive director	Co-Chairman
Al Shungang	Non-executive director	Co-Chairman
LU Jiuping	Non-executive director	Member of ARM Member of NRM
LIU Qing	Non-executive director	Chairwoman of NRM Member of ARM
Ross BENSON	Non-executive director	Chairman of ARM Member of NRM
LI Kang	Executive director	Member of the board
LI Guo	Non-executive director	Member of the board
LANG Siyuan	Non-executive director	Member of the board
Lapto YAU	Non-executive director	Member of the board

Note: Remuneration of resigned directors are not disclosed.

Main Principles of Remuneration

The performance of the Company depends upon the quality of its directors. The remuneration policy for directors is designed to attract, motivate and retain highly skilled directors and executives to further promote superior performance and long-term commitment to the Company.

The main principles are:

- Provide competitive rewards to attract high skilled directors.
- Executive’s reward should be linked to shareholder value.
- Individual reward should be based on the performance evaluation criteria.

Remuneration Policy

Remuneration for the directors consists of annual fixed cash remuneration. Currently there are no incentive plans in operation for directors of the Company.

Remuneration Outcomes of Directors for 2021

Below is a table detailing the amount of remuneration each director of Retech is entitled to receive per annum at the date of this report.

Name	Position	Amount per annum
Calvin CHENG	Co-Chairman	A\$100,000 (RMB484,480)
Al Shungang	Co-Chairman	RMB80,000
LU Jiuping	Member of ARM Member of NRM	RMB70,000
LIU Qing	Chairwoman of NRM Member of ARM	RMB80,000
Ross BENSON	Chairman of ARM Member of NRM	A\$60,000 (RMB290,688)
LI Kang	Member of the board	RMB70,000
LANG Siyuan	Member of the board	RMB70,000
Lapto YAU	Member of the board	RMB70,000

Note:

1. NRM is the abbreviation of Nomination and Remuneration Management Committee.
2. ARM is the abbreviation of Audit and Risk Management Committee.
3. Directors' fees disclosed are based on their annual remuneration per their contract. In the event that the directors were appointed or resigned during the period, their fees will be apportioned according to their service period in that particular year.
4. Exchange rate: A\$/RMB = 4.8448, according to the FY2021 average rate from <https://www.oanda.com>.
5. Remuneration of resigned directors are not disclosed.

Service Agreements

On appointment to the board, all directors enter into a service agreement with the Company in the form of a letter of appointment. The letter summarizes the board policies and terms, including remuneration, vacation of office, service and responsibilities. Other terms of the employment for directors is also formalized in service agreements.

PART 4

Consolidated Financial Statements and Notes

Consolidated statement of profit or loss and other comprehensive income for the year ended 31 December 2021

	Notes	2021 RMB	2020 RMB
Revenue	5 & 6	187,344,679	195,755,508
Cost of services		(86,465,302)	(81,772,245)
Gross profit		100,879,377	113,983,263
Other income	7	10,136,263	14,540,344
Fair value gain on derivative financial instruments		509,733	2,563,737
Gain on derecognition of derivative financial instruments		1,252,718	-
Fair value loss on contingent consideration payable		(164,404)	(35,762)
Impairment losses on financial assets		(9,996,385)	(4,928,922)
Selling and distribution expenses		(12,897,523)	(9,999,306)
Administrative expenses		(87,404,060)	(57,496,811)
Finance costs	8	(7,725,345)	(7,135,321)
(Loss)/Profit before income tax	9	(5,409,626)	51,491,222
Income tax expense	11	(8,741,996)	(11,512,514)
(Loss)/Profit for the year		(14,151,622)	39,978,708
Other comprehensive (expense)/income			
Item that may be reclassified subsequently to profit or loss:			
Exchange gain/(loss) on translation of financial statements of foreign operations		1,758,211	(667,271)
Release of exchange reserves upon disposal of subsidiary		(12,078)	-
Total comprehensive (expense)/income for the year		(12,405,489)	39,311,437
(Loss)/Profit for the year attributable to:			
Owners of the Company		5,072,372	54,404,058
Non-controlling interests		(19,223,994)	(14,425,350)
		(14,151,622)	39,978,708
Total comprehensive (expense)/income for the year attributable to:			
Owners of the Company		5,982,331	54,059,110
Non-controlling interests		(18,387,820)	(14,747,673)
		(12,405,489)	39,311,437
Earnings per share for profit attributable to the owners of the Company during the year			
Basic	12	2.18 cents	23.36 cents
Diluted	12	2.18 cents	22.51 cents

The notes on pages 19 to 99 are an integral part of these consolidated financial statements.

Consolidated statement of financial position as at 31 December 2021

	Notes	2021 RMB	2020 RMB
ASSETS AND LIABILITIES			
Non-current assets			
Property, plant and equipment	13	1,652,272	36,333,372
Goodwill	14	50,292,339	62,295,231
Other intangible assets	15	20,001,478	31,967,650
Other receivables	18	-	2,083,817
Deferred tax assets	16	2,159,487	1,202,332
		74,105,576	133,882,402
Current assets			
Inventories	17	-	2,041,565
Trade and other receivables	18	141,500,773	69,813,413
Contract assets	19(a)	63,164,573	85,006,490
Amounts due from related companies	20(a)	13,284,341	8,629,001
Loan to a related company	21	22,193,292	31,748,709
Derivative financial instruments	27	-	2,616,139
Cash and cash equivalents	22	223,086,397	205,816,383
		463,229,376	405,671,700
Assets classified as held for sale	37	45,534,435	-
		508,763,811	405,671,700
Current liabilities			
Trade and other payables	24	49,143,074	45,061,928
Contract liabilities	19(b)	21,514,974	6,560,496
Amount due to a related company	20(d)	9,314,739	-
Amount due to a director	20(e)	-	578,588
Borrowings	25	59,624,956	49,365,092
Lease liabilities	26	695,020	8,542,224
Derivative financial instrument	27	-	4,469,311
Convertible note	27	31,355,972	32,437,927
Contingent consideration liability	28	1,709,723	-
Income tax payable		42,413,345	32,874,309
		215,771,803	179,889,875
Liabilities directly associated with assets classified as held for sale	37	33,964,829	-
		249,736,632	179,889,875
Net current assets		259,027,179	225,781,825
Total assets less current liabilities		333,132,755	359,664,227

Consolidated statement of financial position as at 31 December 2021 (Continued)

	Notes	2021 RMB	2020 RMB
Non-current liabilities			
Borrowings	25	4,617,183	10,062,400
Contingent consideration liability	28	-	1,692,299
Lease liabilities	26	492,631	21,586,040
Deferred tax liabilities	16	3,267,436	3,561,607
		8,377,250	36,902,346
Net assets		324,755,505	322,761,881
EQUITY			
Share capital	29	145,978,410	145,978,410
Reserves	30	(7,230,044)	(8,140,003)
Retained profits		204,532,747	197,108,200
Equity attributable to owners of the Company		343,281,113	334,946,607
Non-controlling interests		(18,525,608)	(12,184,726)
Total equity		324,755,505	322,761,881

The notes on pages 19 to 99 are an integral part of these consolidated financial statements.

Consolidated statement of changes in equity for the year ended 31 December 2021

	Attributable to owners of the Company						Non-controlling interests RMB	Total equity RMB
	Share capital RMB	Merger reserve* RMB	Statutory reserve* RMB	Translation reserve* RMB	Retained profits RMB	Total RMB		
At 1 January 2021	145,978,410	(11,122,696)	3,376,508	(393,815)	197,108,200	334,946,607	(12,184,726)	322,761,881
Acquisition of a subsidiary (note 36(b))	-	-	-	-	-	-	1,752,693	1,752,693
Issuance of shares by a subsidiary to non-controlling interest of a subsidiary	-	-	-	-	-	-	12,646,420	12,646,420
Transaction with non-controlling interests	-	-	-	-	2,352,175	2,352,175	(2,352,175)	-
Transactions with owners	-	-	-	-	2,352,175	2,352,175	12,046,938	14,399,113
Loss for the year	-	-	-	-	5,072,372	5,072,372	(19,223,994)	(14,151,622)
Other comprehensive income for the year:								
Exchange loss on translation of foreign operation recognised	-	-	-	916,119	-	916,119	842,092	1,758,211
Release of exchange reserve upon disposal of a subsidiary	-	-	-	(6,160)	-	(6,160)	(5,918)	(12,078)
Total comprehensive income/(expense) for the year	-	-	-	909,959	5,072,372	5,982,331	(18,387,820)	(12,405,489)
At 31 December 2021	145,978,410	(11,122,696)	3,376,508	516,144	204,532,747	343,281,113	(18,525,608)	324,755,505

* These equity accounts comprise the reserves of deficit of RMB7,230,044 (2020: deficit of RMB8,140,003) in the consolidated statement of financial position as at 31 December 2021.

Consolidated statement of changes in equity for the year ended 31 December 2021 (Continued)

	Attributable to owners of the Company						Non-controlling interests RMB	Total equity RMB
	Share capital RMB	Merger reserve* RMB	Statutory reserve* RMB	Translation reserve* RMB	Retained profits RMB	Total RMB		
At 1 January 2020	145,978,410	(11,122,696)	3,376,508	(48,867)	142,704,142	280,887,497	(948,319)	279,939,178
Acquisition of a subsidiary (note 36(c))	-	-	-	-	-	-	3,511,266	3,511,266
Transactions with owners	-	-	-	-	-	-	3,511,266	3,511,266
Profit for the year	-	-	-	-	54,404,058	54,404,058	(14,425,350)	39,978,708
Other comprehensive income for the year:								
Exchange loss on translation of foreign operation recognised	-	-	-	(344,948)	-	(344,948)	(322,323)	(667,271)
Total comprehensive income/(expense) for the year	-	-	-	(344,948)	54,404,058	54,059,110	(14,747,673)	39,311,437
At 31 December 2020	145,978,410	(11,122,696)	3,376,508	(393,815)	197,108,200	334,946,607	(12,184,726)	322,761,881

The notes on pages 19 to 99 are an integral part of these consolidated financial statements.

Consolidated statement of cash flows for the year ended 31 December 2021

	Note	2021 RMB	2020 RMB
Cash flows from operating activities			
(Loss)/Profit before income tax		(5,409,626)	51,491,222
Adjustments for:			
Depreciation of property, plant and equipment		9,907,209	12,015,012
Amortisation of intangible assets		6,980,238	2,814,215
Expected credit loss on:			
- Trade receivables		4,544,861	1,466,708
- Contract assets		5,451,524	2,940,234
- Amount due from non-controlling shareholder of a subsidiary		-	521,980
Interest income		(5,470,054)	(5,114,775)
Property, plant and equipment written off		-	521,713
Interest expense		7,725,345	7,135,321
Loss of disposal of property, plant and equipment		1,233,480	-
Loss on modification of lease		-	8,032
Fair value gain on derivative financial instruments		(509,733)	(2,563,737)
Gain on derecognition of derivative financial instruments		(1,252,718)	-
Unrealised exchange loss/(gain)		943,250	(2,992,273)
Fair value loss on contingent consideration payable		164,404	35,762
Waiver of other payables		-	(942,449)
Gain on termination of leases		(2,344,782)	(95,123)
Covid-19-related rent concessions		-	(1,005,598)
Loss on disposal of subsidiary		92,615	-
Impairment loss on goodwill		12,002,892	-
Operating cash flows before working capital changes		34,058,905	66,236,244
Decrease/(Increase) in inventories		464,903	(2,041,565)
Increase in trade and other receivables		(86,154,145)	(4,215,614)
Decrease/(Increase) in contract assets		7,725,200	(56,023,073)
Increase/(Decrease) in trade and other payables		15,972,331	(2,715,647)
Increase in contract liabilities		16,699,785	2,685,712
Cash (used in)/generated from operations		(11,233,021)	3,926,057
Income tax paid		-	-
Net cash (used in)/generated from operating activities		(11,233,021)	3,926,057

Consolidated statement of cash flows for the year ended 31 December 2021 (Continued)

	Note	2021 RMB	2020 RMB
Cash flows from investing activities			
Purchase of property, plant and equipment		(1,848,970)	(7,822,169)
Purchase of intangible assets		(11,351,720)	(11,389,328)
Acquisition of subsidiaries, net of cash and cash equivalent acquired	36	4,219,325	168,152
Loan to a related company		(165,580,202)	(264,665,000)
Repayment of loan to a related company		174,673,901	245,263,310
Increase in amount due from a non-controlling shareholder of a subsidiary		-	(193,225)
(Increase)/Decrease in amounts due from related companies		(4,683,018)	4,272,839
Interest received		5,375,023	5,114,775
Net cash outflow of disposal of a subsidiary		(166,776)	-
<i>Net cash generated from/(used in) investing activities</i>		637,563	(29,250,646)
Cash flows from financing activities			
Payment of interests on convertible note		(2,605,581)	(2,775,202)
Repayment of convertible note		(994,910)	-
Drawdown of borrowings		54,800,000	54,396,292
Repayment of borrowings		(43,654,680)	(12,900,000)
Payment of interests on borrowings		(2,432,037)	(1,378,224)
Payment of interests on lease liabilities		(756,666)	(495,377)
Payment of lease liabilities		(3,544,940)	(4,406,157)
Issuance of shares by a subsidiary to non-controlling interest of a subsidiary		12,646,420	-
Increase/(Decrease) in amounts due to a related company		10,113,198	(5,974)
(Decrease)/Increase in amount due to a director		(861,430)	547,469
Deposit received for potential investment		4,319,921	13,000,000
<i>Net cash generated from financing activities</i>		27,029,295	45,982,827
Net increase in cash and cash equivalents		16,433,837	20,658,238
Effect of foreign exchange rate changes		836,177	69,398
Cash and cash equivalents at beginning of the year		205,816,383	185,088,747
Cash and cash equivalents at end of the year		223,086,397	205,816,383

The notes on pages 19 to 99 are an integral part of these consolidated financial statements.

Notes to the consolidated financial statements for the year ended 31 December 2021

1. GENERAL INFORMATION

Retech Technology Co., Limited (the “Company”) was incorporated in Hong Kong on 10 May 2016 as a limited liability company. The address of the registered office and principal place of business of the Company are Room 2901, 29th Floor, Shui On Centre, 6-8 Harbour Road, Wan Chai and Level 18, Block 2, Fudan Technology Parks, 335 Guoding Road, Yangpu District, Shanghai, China, respectively. The Company’s shares were listed on the Australian Securities Exchange (“ASX”) since 22 June 2017.

The directors consider Retech Investment Group Co., Ltd, a limited liability company incorporated in the British Virgin Islands, is the immediate and ultimate holding company of the Company.

The principal activities of the Company and its subsidiaries (the “Group”) include the provision of e-learning solutions and related services, provision of education management system solutions and related services and provision of online and offline language training. The Group’s operations are based in the People’s Republic of China (the “PRC”), Hong Kong and Australia. The principal activities of the subsidiaries are disclosed in note 23 to the consolidated financial statements.

The consolidated financial statements are presented in Renminbi (“RMB”), which is the same as the currency of the primary economic environment in which the Company and its major subsidiaries operate (i.e. the functional currency of the Company and its major subsidiaries).

2. SUMMARY OF SIGNIFICANT ACCOUNTING POLICIES

2.1 Basis of preparation

These consolidated financial statements have been prepared in accordance with Hong Kong Financial Reporting Standards (“HKFRSs”) which collective term includes all applicable individual HKFRSs, Hong Kong Accounting Standards and Interpretations issued by the Hong Kong Institute of Certified Public Accountants (“HKICPA”) and the accounting principles generally accepted in Hong Kong. These consolidated financial statements also comply with the applicable requirements of the Companies Ordinance (the “CO”).

2. SUMMARY OF SIGNIFICANT ACCOUNTING POLICIES (CONTINUED)

2.1 Basis of preparation (Continued)

The significant accounting policies that have been used in the preparation of these consolidated financial statements are summarised below. These policies have been consistently applied to all the years presented unless otherwise stated. The adoption of amended HKFRSs and their impacts on the Group's consolidated financial statements, if any, are disclosed in note 3.

The consolidated financial statements have been prepared on the historical cost basis, except for derivative financial instruments and contingent consideration liability which are stated at fair values. The measurement bases are fully described in the accounting policies below.

It should be noted that accounting estimates and assumptions are used in preparation of the consolidated financial statements. Although these estimates are based on management's best knowledge and judgement of current events and actions, actual results may ultimately differ from those estimates. The areas involving a higher degree of judgement or complexity, or areas where assumptions and estimates are significant to the consolidated financial statements are disclosed in note 4.

As explained in note 27, the management of the Company has been in a process of negotiation with Huarong Investment Stock Corporation Limited ("Huarong") for the repayment plans of 8% convertible notes (the "CN") issued to City Savvy Limited, a subsidiary of Huarong. The CN matured on 19 November 2021 and the Company had not redeemed the CN thereon on their maturity and resulting in the breach of the redemption requirement. Subsequent to the end of the reporting period, the Company has settled Hong Kong dollars ("HK\$") 9.79 million to Huarong as principal repayment.

In preparing the consolidated financial statements, the Directors have given careful consideration to the future liquidity of the Group. Given that the Group has net current assets and cash and bank balances of approximately RMB259.0 million and RMB223.1 million, the Directors are of the opinion that the Group will be able to meet its financial obligations as they fall due for the foreseeable future.

2. SUMMARY OF SIGNIFICANT ACCOUNTING POLICIES (CONTINUED)

2.2 Basis of consolidation

The consolidated financial statements incorporate the financial statements of the Company and its subsidiaries made up to 31 December each year.

Subsidiaries are entities controlled by the Group. The Group controls an entity when the Group is exposed, or has rights, to variable returns from its involvement with the entity and has the ability to affect those returns through its power over the entity. When assessing whether the Group has power over the entity, only substantive rights relating to the entity (held by the Group and others) are considered.

The Group includes the income and expenses of a subsidiary in the consolidated financial statements from the date it gains control until the date when the Group ceases to control the subsidiary.

Intra-group transactions, balances and unrealised gains and losses on transactions between group companies are eliminated in preparing the consolidated financial statements. Where unrealised losses on sales of intra-group asset sales are reversed on consolidation, the underlying asset is also tested for impairment from the Group's perspective. Amounts reported in the financial statements of subsidiaries have been adjusted where necessary to ensure consistency with the accounting policies adopted by the Group.

Non-controlling interests represent the equity on a subsidiary not attributable directly or indirectly to the Company, and in respect of which the Group has not agreed any additional terms with the holders of those interests which would result in the Group as a whole having a contractual obligation in respect of those interests that meets the definition of a financial liability. For each business combination, the Group can elect to measure any non-controlling interests either at fair value or at their proportionate share of the subsidiary's net identifiable assets.

Non-controlling interests are presented in the consolidated statement of financial position within equity, separately from the equity attributable to the owners of the Company. Non-controlling interests in the results of the Group are presented on the face of the consolidated statement of profit or loss and other comprehensive income as an allocation of the total profit or loss and total comprehensive income for the year between non-controlling interests and the owners of the Company.

Changes in the Group's interests in subsidiaries that do not result in a loss of control are accounted for as equity transactions, whereby adjustments are made to the amounts of controlling interests within consolidated equity to reflect the change in relative interests, but no adjustments are made to goodwill and no gain or loss is recognised.

2. SUMMARY OF SIGNIFICANT ACCOUNTING POLICIES (CONTINUED)

2.2 Basis of consolidation (Continued)

When the Group loses control of a subsidiary, the profit or loss on disposal is calculated as the difference between (i) the aggregate of the fair value of the consideration received and the fair value of any retained interest and (ii) the previous carrying amount of the assets (including goodwill), and liabilities of the subsidiary and any non-controlling interests.

In the Company's statement of financial position as set out in note 41, subsidiaries are carried at cost less any impairment loss. Cost is adjusted to reflect changes in consideration arising from contingent consideration amendments. Cost also includes direct attributable costs of investment.

The results of subsidiaries are accounted for by the Company on the basis of dividends received and receivable at the reporting date. All dividends whether received out of the investee's pre or post-acquisition profits are recognised in the Company's profit or loss.

2.3 Business combinations

Acquisitions of subsidiaries and businesses are accounted for using the acquisition method. The consideration transferred in a business combination is measured at fair value, which is calculated as the sum of the acquisition-date fair values of the assets transferred by the Group, liabilities incurred by the Group to the former owners of the acquiree and the equity interests issued by the Group in exchange for control of the acquiree. Acquisition-related costs are recognised in profit or loss as incurred.

Identifiable assets acquired and liabilities and contingent liabilities assumed in a business combination are measured initially at their fair values at the acquisition date.

Goodwill is measured as the excess of the sum of the consideration transferred, the amount of any non-controlling interests in the acquiree, and the fair value of the acquirer's previously held equity in the acquiree (if any) over the net of the acquisition-date amounts of the identifiable assets acquired and liabilities assumed. If, after assessment, the net of the acquisition-date amounts of the identifiable assets acquired and liabilities assumed exceeds the sum of the consideration transferred, the amount of any non-controlling interests in the acquiree and the fair value on the acquirer's previously held interest in the acquiree (if any), the excess is recognised immediately in profit or loss as bargain purchase gain.

2. SUMMARY OF SIGNIFICANT ACCOUNTING POLICIES (CONTINUED)

2.3 Business combinations (Continued)

Where the consideration the Group transfers in a business combination includes assets or liabilities resulting from a contingent consideration arrangement, the contingent consideration is measured at its acquisition-date fair value and considered as part of the consideration transferred in a business combination. Changes in the fair value of the contingent consideration that qualify as measurement period adjustments are adjusted retrospectively, with the corresponding adjustments being made against goodwill or gain on bargain purchase. Measurement period adjustments are adjustments that arise from additional information obtained during the measurement period about facts and circumstances that existed as of the acquisition date. Measurement period does not exceed one year from the acquisition date. The subsequent accounting for changes in the fair value of the contingent consideration that do not qualify as measurement period adjustments depends on how the contingent consideration is classified. Contingent consideration that is classified as equity is not remeasured at subsequent reporting dates and its subsequent settlement is accounting for within equity. Contingent consideration that is classified as a financial liability is remeasured at subsequent reporting dates at fair value with corresponding gain or loss being recognised in profit or loss.

Changes in the value of the previously held equity interest recognised in other comprehensive income and accumulated in equity before the acquisition date are reclassified to profit or loss when the Group obtains control over the acquiree.

If the initial accounting for a business combination is incomplete by the end of the reporting period in which the combination occurs, the Group reports provisional amounts for the items for which the accounting is incomplete. Those provisional amounts are adjusted during the measurement period (see above), or additional assets or liabilities are recognised, to reflect new information obtained about facts and circumstances that existed as of the acquisition date that, if known, would have affected the amounts recognised as of that date.

2. SUMMARY OF SIGNIFICANT ACCOUNTING POLICIES (CONTINUED)

2.4 Foreign currency translation

In the individual financial statements of the consolidated entities, foreign currency transactions are translated into the functional currency of the individual entity using the exchange rates prevailing at the dates of the transactions. At the reporting date, monetary assets and liabilities denominated in foreign currencies are translated at the foreign exchange rates ruling at that date. Foreign exchange gains and losses resulting from the settlement of such transactions and from the reporting date retranslation of monetary assets and liabilities are recognised in profit or loss.

Non-monetary items carried at fair value that are denominated in foreign currencies are retranslated at the rates prevailing on the date when the fair value was determined. Non-monetary items that are measured in terms of historical cost in a foreign currency are not retranslated (i.e. only translated using the exchange rates at the transaction date).

In the consolidated financial statements, all individual financial statements of foreign operations, originally presented in a currency different from the Group's presentation currency, have been converted into RMB. Assets and liabilities have been translated into RMB at the closing rates at the reporting date. Income and expenses have been converted into the RMB at the exchange rates ruling at the transaction dates, or at the average rates over the reporting period provided that the exchange rates do not fluctuate significantly. Any differences arising from this procedure have been recognised in other comprehensive income and accumulated separately in the translation reserve in equity.

Goodwill and fair value adjustments arising on the acquisition of a foreign operation on or after 1 January 2005 have been treated as assets and liabilities of the foreign operation and translated into RMB at the closing rates.

On the disposal of a foreign operation (i.e. a disposal of the Group's entire interest in a foreign operation, or a disposal involving loss of control over a subsidiary that includes a foreign operation, loss of joint control over a joint venture that includes a foreign operation, or loss of significant influence over an associate that includes a foreign operation), all of the accumulated exchange differences in respect of that operation attributable to the Group are reclassified to profit or loss. Any exchange differences that have previously been attributed to non-controlling interests are derecognised, but they are not reclassified to profit or loss.

2. SUMMARY OF SIGNIFICANT ACCOUNTING POLICIES (CONTINUED)

2.5 Property, plant and equipment

Property, plant and equipment (other than cost of right-of-use assets as described in note 2.14) are initially recognised at acquisition cost, including any cost directly attributable to bringing the assets to the location and condition necessary for them to be capable of operating in the manner intended by the Group's management. They are subsequently stated at cost less accumulated depreciation and accumulated impairment losses, if any.

Depreciation on property, plant and equipment is provided to write off the cost less their residual values over their estimated useful lives, using the straight-line method, at the following rates per annum:

Buildings	Over lease term
Leasehold improvements	Over lease term
Computer and office equipment	33 ¹ / ₃ %
Furniture and fittings	20% - 33 ¹ / ₃ %
Motor vehicles	20%

Accounting policy for depreciation of right-of-use assets is set out in note 2.14.

Estimates of residual value and useful life are reviewed, and adjusted if appropriate, at each reporting date.

The gain or loss arising on retirement or disposal is determined as the difference between the sales proceeds and the carrying amount of the asset and is recognised in profit or loss.

Subsequent costs are included in the asset's carrying amount or recognised as a separate asset, as appropriate, only when it is probable that future economic benefits associated with the item will flow to the Group and the cost of the item can be measured reliably. The carrying amount of the replaced part is derecognised. All other costs, such as repairs and maintenance, are charged to profit or loss during the financial period in which they are incurred.

2. SUMMARY OF SIGNIFICANT ACCOUNTING POLICIES (CONTINUED)

2.6 Goodwill

Goodwill arising in a business combination is recognised as an asset at the date that control is acquired (the acquisition date). Goodwill is measured as the excess of the aggregate of the fair value of the consideration transferred, the amount of any non-controlling interests in the acquiree, and the fair value of the acquirer's previously held equity interest in the acquiree (if any) over the Group's interest in the net fair value of the acquiree's identifiable assets and liabilities measured as at the acquisition date.

If, after reassessment, the Group's interest in the fair value of the acquiree's identifiable net assets exceeds the sum of the consideration transferred, the amount of any non-controlling interests in the acquiree and the fair value of the acquirer's previously held equity interest in the acquiree (if any), the excess is recognised immediately in profit or loss as a bargain purchase gain.

Goodwill is stated at cost less accumulated impairment losses. Goodwill is allocated to cash-generating units and is tested annually for impairment (see note 2.8).

On subsequent disposal of a subsidiary, the attributable amount of goodwill capitalised is included in the determination of the amount of gain or loss on disposal.

2.7 Other intangible assets (other than goodwill) and research and development activities

Other intangible assets (other than goodwill)

Acquired intangible assets are recognised initially at cost. The cost of intangible assets acquired in a business combination is the fair value at the date of acquisition. After initial recognition, intangible assets with finite useful lives are carried at cost less accumulated amortisation and any accumulated impairment losses. Amortisation for intangible assets with finite useful lives is provided on straight-line basis over their estimated useful lives. Amortisation commences when the intangible assets are available for use. The following useful lives are applied:

Customer list	10 years
Software	5 years
Curriculum development expenditure	3 years
Content distribution rights	2 years
Capitalised software development	2 years

Intangible assets with indefinite useful lives (i.e. acquired trademarks) are carried at cost less any subsequent accumulated impairment losses. The assets' amortisation methods and useful lives are reviewed, and adjusted if appropriate, at each reporting date. Intangible assets with finite and infinite useful lives are tested for impairment as described below in note 2.8.

2. SUMMARY OF SIGNIFICANT ACCOUNTING POLICIES (CONTINUED)

2.7 Other intangible assets (other than goodwill) and research and development activities (Continued)

Research and development costs

Costs associated with research activities are expensed in profit or loss as they occur. Costs that are directly attributable to development activities are recognised as intangible assets provided they meet the following recognition requirements:

- (i) demonstration of technical feasibility of the prospective product for internal use or sale;
- (ii) there is intention to complete the intangible asset and use or sell it;
- (iii) the Group's ability to use or sell the intangible asset is demonstrated;
- (iv) the intangible asset will generate probable economic benefits through internal use or sale;
- (v) sufficient technical, financial and other resources are available for completion; and
- (vi) the expenditure attributable to the intangible asset can be reliably measured.

Direct costs include employee costs incurred on development activities along with an appropriate portion of relevant overheads. The costs of development of internally generated software, products or knowhow that meet the above recognition criteria are recognised as intangible assets. They are subject to the same subsequent measurement method as acquired intangible assets.

All other development costs are expensed as incurred.

2.8 Impairment of non-financial assets (other than contract assets)

The following assets are subject to impairment testing:

- Goodwill arising on acquisition of subsidiaries;
- Other intangible assets;
- Property, plant and equipment (including right-of-use assets); and
- The Company's interest in a subsidiary

Goodwill and other intangible assets with indefinite useful life or those not yet available for use are tested for impairment at least annually, irrespective of whether there is any indication that they are impaired. All other assets are tested for impairment whenever there are indications that the asset's carrying amount may not be recoverable.

An impairment loss is recognised as an expense immediately for the amount by which the asset's carrying amount exceeds its recoverable amount. The recoverable amount is the higher of fair value, reflecting market conditions less costs of disposal, and value in use. In assessing value in use, the estimated future cash flows are discounted to their present value using a pre-tax discount rate that reflects the current market assessment of the time value of money and the risk specific to the asset.

2. SUMMARY OF SIGNIFICANT ACCOUNTING POLICIES (CONTINUED)

2.8 Impairment of non-financial assets (other than contract assets) (Continued)

For the purposes of assessing impairment, where an asset does not generate cash inflows largely independent from those from other assets, the recoverable amount is determined for the smallest group of assets that generate cash inflows independently (i.e. a cash-generating unit). As a result, some assets are tested individually for impairment and some are tested at cash-generating unit level. Goodwill in particular is allocated to those cash-generating units that are expected to benefit from synergies of the related business combination and represent the lowest level within the Group at which the goodwill is monitored for internal management purpose and not be larger than an operating segment.

Impairment losses recognised for cash-generating units, to which goodwill has been allocated, are credited initially to the carrying amount of goodwill. Any remaining impairment loss is charged pro rata to the other assets in the cash-generating unit, except that the carrying value of an asset will not be reduced below its individual fair value less cost of disposal, or value in use, if determinable.

An impairment loss on goodwill is not reversed in subsequent periods. In respect of other assets, an impairment loss is reversed if there has been a favourable change in the estimates used to determine the asset's recoverable amount and only to the extent that the asset's carrying amount does not exceed the carrying amount that would have been determined, net of depreciation or amortisation, if no impairment loss had been recognised.

Impairment losses recognised in an interim period in respect of goodwill are not reversed in a subsequent period. This is the case even if no loss, or a smaller loss, would have been recognised had the impairment been assessed only at the end of the financial year to which the interim period relates.

2.9 Financial instruments

Recognition and derecognition

Financial assets and financial liabilities are recognised when the Group becomes a party to the contractual provisions of the financial instrument.

Financial assets are derecognised when the contractual rights to the cash flows from the financial asset expire, or when the financial asset and substantially all of its risks and rewards are transferred. A financial liability is derecognised when it is extinguished, discharged, cancelled or expires.

2. SUMMARY OF SIGNIFICANT ACCOUNTING POLICIES (CONTINUED)

2.9 Financial instruments (Continued)

Financial assets

Classification and initial measurement of financial assets

Except for those trade receivables that do not contain a significant financing component and are measured at the transaction price in accordance with HKFRS 15, all financial assets are initially measured at fair value, in case of a financial asset not at fair value through profit or loss (“FVTPL”), plus transaction costs that are directly attributable to the acquisition of the financial asset. Transaction costs of financial assets carried at FVTPL are expensed in the consolidated statement of profit or loss and other comprehensive income.

Financial assets are classified into at amortised cost and FVTPL. The classification is determined by both of the entity’s business model for managing the financial asset and the contractual cash flow characteristics of the financial asset.

All income and expenses relating to financial assets that are recognised in profit or loss are presented within finance costs or other income, except for expected credit losses (“ECL”) of trade receivables which is presented within impairment losses on financial assets in profit or loss.

Subsequent measurement of financial assets

Debt investments

Financial assets at amortised cost

Financial assets are measured at amortised cost if the assets meet the following conditions (and are not designated as FVTPL):

- they are held within a business model whose objective is to hold the financial assets and collect its contractual cash flows; and
- the contractual terms of the financial assets give rise to cash flows that are solely payments of principal and interest on the principal amount outstanding.

After initial recognition, these are measured at amortised cost using the effective interest method. Interest income from these financial assets is included in other income in profit or loss. Discounting is omitted where the effect of discounting is immaterial. The Group’s trade and other receivables, amounts due from related companies, loan to a related company and cash at bank and in hand fall into this category of financial instruments.

Financial liabilities

Classification and measurement of financial liabilities

The Group’s financial liabilities include trade and other payables, amounts due to a related company, amount due to a director, borrowings, leases liabilities, derivative financial instrument, convertible note and contingent consideration liability.

Financial liabilities (other than lease liabilities) are initially measured at fair value, and, where applicable, adjusted for transaction costs unless the Group designated a financial liability at FVTPL.

2. SUMMARY OF SIGNIFICANT ACCOUNTING POLICIES (CONTINUED)

2.9 Financial instruments (Continued)

Financial liabilities (Continued)

Classification and measurement of financial liabilities (Continued)

Subsequently, financial liabilities (other than lease liabilities) are measured at amortised cost using the effective interest method except for derivatives and financial liabilities designated at FVTPL, which are carried subsequently at fair value with gains or losses recognised in profit or loss.

All interest-related charges and, if applicable, changes in an instrument's fair value that are reported in profit or loss are included within finance costs or fair value gain/loss on derivative financial instruments or fair value loss on contingent consideration payable.

Accounting policies of lease liabilities are set out in note 2.14.

Borrowings

Borrowings are recognised initially at fair value, net of transaction costs incurred. Borrowings are subsequently stated at amortised cost; any difference between the proceeds (net of transaction costs) and the redemption value is recognised in profit or loss over the period of the borrowings using the effective interest method.

Borrowings are classified as current liabilities unless the Group has an unconditional right to defer settlement of the liability for at least twelve months after the reporting date.

Convertible note

Compound financial instruments issued by the Group comprise convertible note that can be converted to share capital at the option of the holder, and the number of shares to be issued varies with changes in the share price of the Company.

They are accounted for as hybrid instruments consisting of embedded derivatives and a host debt contract. At initial recognition, the embedded derivatives of the convertible note are accounted for as derivative financial instruments and measured at fair value. Any excess of proceeds over the amount initially recognised as the derivative component is recognised as liability under the contract. Transaction costs that relate to the issue of the convertible note are allocated to the liability under the contract.

The derivative component is subsequently carried at fair value and changes in fair value are recognised in profit or loss. The liability under the contract is subsequently carried at amortised cost calculated using the effective interest method until extinguished on conversion or maturity.

2. SUMMARY OF SIGNIFICANT ACCOUNTING POLICIES (CONTINUED)

2.9 Financial instruments (Continued)

Financial liabilities (Continued)

Classification and measurement of financial liabilities (Continued)

Convertible note (Continued)

When the convertible note is converted, the carrying amount of the liability under the contract together with the fair value of the relevant derivative component at the time of conversion are transferred to share capital as consideration for the shares issued. When the convertible note is redeemed, any difference between the redemption amount and the carrying amounts of both components are recognised in profit or loss.

Contingent consideration liability

Details of accounting policy of contingent consideration liability are set out in note 2.3.

Trade and other payables, amount due to a related company and amount due to a director

These are recognised initially at their fair value and subsequently measured at amortised cost, using the effective interest method.

2.10 Impairment of financial assets and contract assets

HKFRS 9's impairment requirements use forward-looking information to recognise expected credit losses ("ECL") – the "ECL model". Instruments within the scope included loans and other debt-type financial assets measured at amortised cost, trade receivables and contract assets recognised and measured under HKFRS 15.

The Group considers a broader range of information when assessing credit risk and measuring ECL, including past events, current conditions, reasonable and supportable forecasts that affect the expected collectability of the future cash flows of the instrument.

In applying this forward-looking approach, a distinction is made between:

- financial instruments that have not deteriorated significantly in credit quality since initial recognition or that have low credit risk ("Stage 1") and
- financial instruments that have deteriorated significantly in credit quality since initial recognition and whose credit risk is not low ("Stage 2").

"Stage 3" would cover financial assets that have objective evidence of impairment at the reporting date.

"12-month ECL" are recognised for the Stage 1 category while "lifetime ECL" are recognised for the Stage 2 category.

Measurement of the ECL is determined by a probability-weighted estimate of credit losses over the expected life of the financial instrument.

2. SUMMARY OF SIGNIFICANT ACCOUNTING POLICIES (CONTINUED)

2.10 Impairment of financial assets and contract assets (Continued)

Trade receivables and contract assets

For trade receivables and contract assets, the Group applies a simplified approach in calculating ECL and recognises a loss allowance based on lifetime ECL at each reporting date. These are the expected shortfalls in contractual cash flows, considering the potential for default at any point during the life of the financial assets. In calculating the ECL, the Group has established a provision matrix that is based on its historical credit loss experience and external indicators, adjusted for forward-looking factors specific to the debtors and the economic environment.

To measure the ECL, trade receivables and contract assets have been grouped based on shared credit risk characteristics and the days past due. The contract assets relate to unbilled work in progress and have substantially the same risk characteristics as the trade receivables for the same types of contracts. The Group has therefore concluded that the ECL rates for trade receivables are a reasonable approximation of the loss rates for the contract assets.

Other financial assets measured at amortised cost

The Group measures the loss allowance for other receivables equal to 12-month ECL, unless when there has been a significant increase in credit risk since initial recognition, the Group recognises lifetime ECL. The assessment of whether lifetime ECL should be recognised is based on significant increase in the likelihood or risk of default occurring since initial recognition.

In assessing whether the credit risk has increased significantly since initial recognition, the Group compares the risk of a default occurring on the financial assets at the reporting date with the risk of default occurring on the financial assets at the date of initial recognition. In making this assessment, the Group considers both quantitative and qualitative information that is reasonable and supportable, including historical experience and forward-looking information that is available without undue cost or effort.

2. SUMMARY OF SIGNIFICANT ACCOUNTING POLICIES (CONTINUED)

2.10 Impairment of financial assets and contract assets (Continued)

Other financial assets measured at amortised cost (Continued)

In particular, the following information is taken into account when assessing whether credit risk has increased significantly:

- an actual or expected significant deterioration in the financial instrument's external (if available) or internal credit rating;
- significant deterioration in external market indicators of credit risk, e.g. a significant increase in the credit spread, the credit default swap prices for the debtor;
- existing or forecast adverse changes in regulatory business, financial, economic conditions, or technological environment that are expected to cause a significant decrease in the debtor's ability to meet its debt obligations; and
- an actual or expected significant deterioration in the operating results of the debtor.

Irrespective of the outcome of the above assessment, the Group presumes that the credit risk has increased significantly since initial recognition when contractual payments are more than 30 days past due, unless the Group has reasonable and supportable information that demonstrates otherwise.

Despite the foregoing, the Group assumes that the credit risk on a debt instrument has not increased significantly since initial recognition if the debt instrument is determined to have low credit risk at the end of each reporting period. A debt instrument is determined to have low credit risk if it has a low risk of default, the borrower has strong capacity to meet its contractual cash flow obligations in the near term and adverse changes in economic and business conditions in the longer term may, but will not necessarily, reduce the ability of the borrower to fulfill its contractual cash flow obligations.

For internal credit risk management, the Group considers an event of default occurs when information developed internally or obtained from external sources indicates that the debtor is unlikely to pay its creditors, including the Group, in full (without taking into account any collateral held by the Group);

Detailed analysis of the ECL assessment of trade receivables, contract assets and other financial assets measured at amortised cost are set out in note 38.4.

2. SUMMARY OF SIGNIFICANT ACCOUNTING POLICIES (CONTINUED)

2.11 Inventories

Inventories are carried at the lower of cost and net realisable value. Net realisable value is the estimated selling price in the ordinary course of business less the estimated cost of completion and applicable selling expenses, is calculated using the weighted average method.

2.12 Cash and cash equivalents

Cash and cash equivalents include cash at bank and in hand, which are subject to an insignificant risk of changes in value.

2.13 Contract assets and contract liabilities

A contract asset is recognised when the Group recognises revenue before being unconditionally entitled to the consideration under the payment terms set out in the contract. Contract assets are assessed for ECL in accordance with the policy set out in note 2.10 and are reclassified to receivables when the right to the consideration has become unconditional.

A contract liability is recognised when the customer pays consideration before the Group recognises the related revenue. A contract liability would also be recognised if the Group has an unconditional right to receive consideration before the Group recognises the related revenue. In such cases, a corresponding receivable would also be recognised.

For a single contract with the customer, either a net contract asset or a net contract liability is presented. For multiple contracts, contract assets and contract liabilities of unrelated contracts are not presented on a net basis.

2.14 Leases

Definition of a lease and the Group as a lessee

At inception of a contract, the Group considers whether a contract is, or contains a lease. A lease is defined as 'a contract, or part of a contract, that conveys the right to use an identified asset (the underlying asset) for a period of time in exchange for consideration'. To apply this definition, the Group assesses whether the contract meets three key evaluations which are whether:

- the contract contains an identified asset, which is either explicitly identified in the contract or implicitly specified by being identified at the time the asset is made available to the Group;
- the Group has the right to obtain substantially all of the economic benefits from use of the identified asset throughout the period of use, considering its rights within the defined scope of the contract; and
- the Group has the right to direct the use of the identified asset throughout the period of use. The Group assess whether it has the right to direct 'how and for what purpose' the asset is used throughout the period of use.

2. SUMMARY OF SIGNIFICANT ACCOUNTING POLICIES (CONTINUED)

2.14 Leases (Continued)

Definition of a lease and the Group as a lessee (Continued)

Measurement and recognition of leases as a lessee

For contracts that contains a lease component and one or more additional lease or non-lease components, the Group allocates the consideration in the contract to each lease and non-lease component on the basis of their relative stand-alone prices.

At lease commencement date, the Group recognises a right-of-use asset and a lease liability on the consolidated statement of financial position. The right-of-use asset is measured at cost, which is made up of the initial measurement of the lease liability, any initial direct costs incurred by the Group, an estimate of any costs to dismantle and remove the underlying asset at the end of the lease, and any lease payments made in advance of the lease commencement date (net of any lease incentives received).

The Group depreciates the right-of-use assets on a straight-line basis from the lease commencement date to the earlier of the end of the useful life of the right-of-use asset or the end of the lease term unless the Group is reasonably certain to obtain ownership at the end of the lease term. The Group also assesses the right-of-use asset for impairment when such indicator exists.

At the commencement date, the Group measures the lease liability at the present value of the lease payments unpaid at that date, discounted using the interest rate implicit in the lease or, if that rate cannot be readily determined, the Group's incremental borrowing rate.

Lease payments included in the measurement of the lease liability are made up of fixed payments (including in-substance fixed payments) less any lease incentives receivable, variable payments based on an index or rate, and amounts expected to be payable under a residual value guarantee. The lease payments also include the exercise price of a purchase option reasonably certain to be exercised by the Group and payment of penalties for terminating a lease, if the lease term reflects the Group exercising the option to terminate.

Subsequent to initial measurement, the liability will be reduced for lease payments made and increased for interest cost on the lease liability. It is remeasured to reflect any reassessment or lease modification, or if there are changes in in-substance fixed payments. The variable lease payments that do not depend on an index or a rate are recognised as expense in the period on which the event or condition that triggers the payment occurs.

2. SUMMARY OF SIGNIFICANT ACCOUNTING POLICIES (CONTINUED)

2.14 Leases (Continued)

Definition of a lease and the Group as a lessee (Continued)

Measurement and recognition of leases as a lessee (Continued)

For lease modification that is not accounted for as a separate lease, the Group remeasures the lease liability based on the lease term of the modified lease by discounting the revised lease payments using a revised discount rate at the effective date of modification. The only exception is any rent concessions which arose as a direct consequence of the Covid-19 pandemic and which satisfied the conditions set out in paragraph 46B of HKFRS 16 “Leases”. In such cases, the Group took advantage of the practical expedient set out in paragraph 46A of HKFRS 16 and recognised the change in consideration as if it were not a lease modification.

When the lease is remeasured, the corresponding adjustment is reflected in the right-of-use asset, or profit and loss if the right-of-use asset is already reduced to zero.

On the consolidated statement of financial position, right-of-use assets that do not meet the definition of investment property have been included in “property, plant and equipment”, the same line as it presents the underlying assets of the same nature that it owns.

Refundable rental deposits paid are accounted for under HKFRS 9 and initially measured at fair value. Adjustments to fair value at initial recognition are considered as additional lease payments and included in the cost of right-of-use assets.

2.15 Provisions and contingent liabilities

Provisions are recognised when the Group has a present obligation (legal or constructive) as a result of a past event, and it is probable that an outflow of economic benefits will be required to settle the obligation and a reliable estimate of the amount of the obligation can be made. Where the time value of money is material, provisions are stated at the present value of the expenditure expected to settle the obligation.

All provisions are reviewed at each reporting date and adjusted to reflect the current best estimate.

Where it is not probable that an outflow of economic benefits will be required, or the amount cannot be estimated reliably, the obligation is disclosed as a contingent liability, unless the probability of outflow of economic benefits is remote. Possible obligations, whose existence will only be confirmed by the occurrence or non-occurrence of one or more future uncertain events not wholly within the control of the Group, are also disclosed as contingent liabilities unless the probability of outflow of economic benefits is remote.

2. SUMMARY OF SIGNIFICANT ACCOUNTING POLICIES (CONTINUED)

2.16 Share capital

Ordinary shares are classified as equity. Share capital is recognised at the amount of consideration of shares issued, after deducting any transaction costs associated with the issuing of shares (net of any related income tax benefit) to the extent they are incremental costs directly attributable to the equity transaction.

2.17 Revenue recognition

Revenue arises mainly from the rendering of e-learning solutions and related services, provision of education management system solutions and related services, provision of consultancy services and tuition and coaching fees from online and offline language training.

To determine whether to recognise revenue, the Group follows a 5-step process:

1. Identifying the contract with a customer.
2. Identifying the performance obligations.
3. Determining the transaction price.
4. Allocating the transaction price to the performance obligations.
5. Recognising revenue when/as performance obligation(s) are satisfied.

In all cases, the total transaction price for a contract is allocated amongst the various performance obligations based on their relative stand-alone selling prices. The transaction price for a contract excludes any amounts collected on behalf of third parties.

Revenue is recognised either at a point in time or over time, when (or as) the Group satisfies performance obligations by transferring the promised goods or services to its customers.

Further details of the Group's revenue and other income recognition policies are as follows:

Rendering of e-learning solutions and related services

For e-learning solutions contracts (other than those that are recognised on a time proportion basis over the period of the contract or when the relevant services have been rendered, as appropriate), the services represent a single performance obligation over which control is considered to transfer over time. This is because the combined product is unique to each customer (has no alternative use) and the Group has an enforceable right to payment for the work completed to date.

2. SUMMARY OF SIGNIFICANT ACCOUNTING POLICIES (CONTINUED)

2.17 Revenue recognition (Continued)

Rendering of e-learning solutions and related services (Continued)

Revenue for these performance obligations is recognised over time as the work is performed, using the input method, i.e. the cost incurred compared with the budget cost, which depict the Group's performance towards satisfying the performance obligation.

Provision of education management system solutions and related services

Revenue for these performance obligations is recognised over time as the work is performed, using the input method, i.e. the cost incurred compared with the budget cost, which depict the Group's performance towards satisfying the performance obligation.

Consultancy income

The Group also provides consultancy services to their customers. Revenue from consultancy services are recognised when the relevant services have been provided and the Group received the payment or the right to receive payment has been established.

Tuition and coaching fees

The Group also provides online and offline language training, coaching and related services to their customers. Revenue from tuition and coaching services are recognised (i) over time when the relevant services have been performed and (ii) at point in time when the Group received the payment or the right to receive payment has been established.

Sales of digital media products

The Group also sells digital media products to their customers. Revenue are recognised at single point in time upon delivery of the digital media when a customer is provided with a right to use the digital media.

Interest income

Interest income is recognised on a time-proportion basis using the effective interest method.

2.18 Government grants and subsidies

Government grants and subsidies are recognised at their fair value where there is reasonable assurance that the grants and subsidies will be received and all attaching conditions will be complied with. When the grants and subsidies relate to an expense item, they are deferred and recognised as income, over the periods necessary to match the grants and subsidies on a systematic basis with the costs that they are intended to compensate. Where the grants and subsidies relate to an asset, they are presented as deferred revenue and are released to the profit or loss on a straight line basis over the expected useful life of the relevant asset.

2. SUMMARY OF SIGNIFICANT ACCOUNTING POLICIES (CONTINUED)

2.18 Government grants and subsidies (Continued)

Government grants and subsidies relating to income is presented in gross under “Other income” in the consolidated statement of profit or loss and other comprehensive income.

2.19 Employee benefits

Retirement benefits

Retirement benefits to employees are provided through a defined contribution plan.

The employees of the Group who operate in the PRC are required to participate in a central pension scheme operated by the local municipal government. This subsidiary is required to contribute a portion of its payroll costs to the central pension scheme.

The employees of the Group who operates in Hong Kong are required to participate in a defined contribution retirement benefit plan under the Mandatory Provident Fund Schemes Ordinance, for all of its employees who are eligible to participate in the MPF Scheme. Contributions are made based on a percentage of the employees’ basic salaries.

Contributions are recognised as an expense in profit or loss as employees render services during the year. The Group’s obligations under these plans are limited to the fixed percentage contributions payable.

Short-term employee benefits

Employee entitlements to annual leave are recognised when they accrue to employees. A provision is made for the estimated liability for annual leave as a result of services rendered by employees up to the reporting date.

Non-accumulating compensated absences such as sick leave and maternity leave are not recognised until the time of leave.

Share-based employee compensation

The Group operates equity-settled share-based compensation plans for remuneration of its employees.

All employee services received in exchange for the grant of any share-based compensation are measured at their fair values. These are indirectly determined by reference to the equity instruments awarded. Their value is appraised at the grant date and excludes the impact of any non-market vesting conditions (for example, profitability and sales growth targets).

2. SUMMARY OF SIGNIFICANT ACCOUNTING POLICIES (CONTINUED)

2.19 Employee benefits (Continued)

Share-based employee compensation (Continued)

All share-based compensation is recognised as an expense in profit or loss over the vesting period if vesting conditions apply, or recognised as an expense in full at the grant date when the equity instruments granted vest immediately unless the compensation qualifies for recognition as asset, with a corresponding increase in the “share option reserve” in equity. If vesting conditions apply, the expense is recognised over the vesting period, based on the best available estimate of the number of equity instruments expected to vest. Non-market vesting conditions are included in assumptions about the number of equity instruments that are expected to vest. Estimates are subsequently revised, if there is any indication that the number of equity instruments expected to vest differs from previous estimates.

At the time when the share options are exercised, the amount previously recognised in “share option reserve” will be transferred to “share capital”. After vesting date, when the vested share options are later forfeited or lapsed at the expiry date, the amount previously recognised in “share option reserve” will be transferred to “retained profits”.

2.20 Borrowing costs

Borrowing costs are expensed when incurred.

2.21 Accounting for income taxes

Income tax comprises current tax and deferred tax.

Current income tax assets and/or liabilities comprise those obligations to, or claims from, fiscal authorities relating to the current or prior reporting period, that are unpaid at the reporting date. They are calculated according to the tax rates and tax laws applicable to the fiscal periods to which they relate, based on the taxable profit for the year. All changes to current tax assets or liabilities are recognised as a component of tax expense in profit or loss.

Deferred tax is calculated using the liability method on temporary differences at the reporting date between the carrying amounts of assets and liabilities in the consolidated financial statements and their respective tax bases. Deferred tax liabilities are generally recognised for all taxable temporary differences. Deferred tax assets are recognised for all deductible temporary differences, tax losses available to be carried forward as well as other unused tax credits, to the extent that it is probable that taxable profit, including existing taxable temporary differences, will be available against which the deductible temporary differences, unused tax losses and unused tax credits can be utilised.

Deferred tax assets and liabilities are not recognised if the temporary difference arises from goodwill or from initial recognition (other than in a business combination) of assets and liabilities in a transaction that affects neither taxable nor accounting profit or loss.

2. SUMMARY OF SIGNIFICANT ACCOUNTING POLICIES (CONTINUED)

2.21 Accounting for income taxes (Continued)

Deferred tax liabilities are recognised for taxable temporary differences arising on investments in subsidiaries, except where the Group is able to control the reversal of the temporary differences and it is probable that the temporary differences will not reverse in the foreseeable future.

Deferred tax is calculated, without discounting, at tax rates that are expected to apply in the period the liability is settled or the asset realised, provided they are enacted or substantively enacted at the reporting date.

Changes in deferred tax assets or liabilities are recognised in profit or loss, or in other comprehensive income or directly in equity if they relate to items that are charged or credited to other comprehensive income or directly in equity.

When different tax rates apply to different levels of taxable income, deferred tax assets and liabilities are measured using the average tax rates that are expected to apply to the taxable income of the periods in which the temporary differences are expected to reverse.

The determination of the average tax rates requires an estimation of (1) when the existing temporary differences will reverse and (2) the amount of future taxable profit in those years. The estimate of future taxable profit includes:

- income or loss excluding reversals of temporary differences; and
- reversals of existing temporary differences.

Current tax assets and current tax liabilities are presented in net if, and only if,

- (a) the Group has the legally enforceable right to set off the recognised amounts; and
- (b) intends either to settle on a net basis, or to realise the asset and settle the liability simultaneously.

The Group presents deferred tax assets and deferred tax liabilities in net if, and only if,

- (a) the entity has a legally enforceable right to set off current tax assets against current tax liabilities; and
- (b) the deferred tax assets and the deferred tax liabilities relate to income taxes levied by the same taxation authority on either:
 - (i) the same taxable entity; or
 - (ii) different taxable entities which intend either to settle current tax liabilities and assets on a net basis, or to realise the assets and settle the liabilities simultaneously, in each future period in which significant amounts of deferred tax liabilities or assets are expected to be settled or recovered.

2. SUMMARY OF SIGNIFICANT ACCOUNTING POLICIES (CONTINUED)

2.22 Segment reporting

The Group identifies operating segments and prepares segment information based on the regular internal financial information reported to the executive directors of the Company for their decisions about resources allocation to the Group's business components and for their review of the performance of those components. The business components in the internal financial information reported to the executive directors are determined following the Group's major service lines.

The executive directors of the Company, being the chief operating decision maker, regard the Group's business of provision of e-learning solutions and related services as a single operating segment and assesses the operating performance and allocates the resources of the Group as a whole.

2.23 Related parties

For the purposes of these consolidated financial statements, a party is considered to be related to the Group if:

- (a) the party is a person or a close member of that person's family and if that person:
 - (i) has control or joint control over the Group;
 - (ii) has significant influence over the Group; or
 - (iii) is a member of the key management personnel of the Group or of a parent of the Group.
- (b) the party is an entity and if any of the following conditions applies:
 - (i) the entity and the Group are members of the same group.
 - (ii) one entity is an associate or joint venture of the other entity (or an associate or joint venture of a member of a group of which the other entity is a member).
 - (iii) the entity and the Group are joint ventures of the same third party.
 - (iv) one entity is a joint venture of a third entity and the other entity is an associate of the third entity.
 - (v) the entity is a post-employment benefit plan for the benefit of employees of either the Group or an entity related to the Group.
 - (vi) the entity is controlled or jointly controlled by a person identified in (a).
 - (vii) a person identified in (a) (i) has significant influence over the entity or is a member of the key management personnel of the entity (or of a parent of the entity).
 - (viii) the entity, or any member of a group of which it is a part, provides key management personnel services to the Group or to the parent of the Group.

Close members of the family of a person are those family members who may be expected to influence, or be influenced by, that person in their dealings with the entity.

3. **ADOPTION OF NEW AND AMENDED HKFRSs**

3.1 **Amended HKFRSs that are effective for annual periods beginning on or after 1 January 2021**

In the current year, the Group has applied for the first time the following amended HKFRSs issued by the HKICPA, which are relevant to the Group's operations and effective for the Group's consolidated financial statements for the annual period beginning on 1 January 2021:

Amendments to HKFRS 9, HKAS 39 and HKFRS 7, HKFRS 4 and HKFRS 16	Interest Rate Benchmark Reform – Phase 2
--	--

In addition, on 1 January 2021, the Group has early applied the Amendments to HKFRS 16 "Covid-19-Related Rent Concessions beyond 30 June 2021" which will be effective for the Group for financial year beginning on or after 1 April 2021.

Other than as noted below, the adoption of the amended HKFRSs had no material impact on how the results and financial position for the current and prior periods have been prepared and presented.

Amendments to HKFRS 16 "Covid-19-Related Rent Concessions beyond 30 June 2021"

The amendment extends the availability of the practical expedient in paragraph 46A of HKFRS 16 so that it applies to rent concessions for which any reduction in lease payments affects only payments originally due on or before 30 June 2022, provided the other conditions as stated in paragraph 46B of HKFRS 16 for applying the practical expedient are met.

A lessee that chooses to apply this practical expedient would be required to apply it consistently to all lease contracts with similar characteristics and in similar circumstances, irrespective of whether the contract became eligible for the practical expedient as a result of the lessee applying this amendment or Amendment to HKFRS 16 "Covid-19-Related Rent Concessions". Additional disclosures are required if this practical expedient is used.

The Group has elected to early adopt the amendment. Consequently, rent concessions received have been recognised in "Other income" in profit or loss in the period in which the event or condition that triggers those payments occurred. There is no impact on the opening balance of equity at 1 January 2021.

3. ADOPTION OF NEW AND AMENDED HKFRSs (CONTINUED)

3.2 Issued but not yet effective HKFRSs

At the date of authorisation of these consolidated financial statements, certain new and amended HKFRSs have been published but are not yet effective, and have not been adopted early by the Group.

HKFRS 17	Insurance Contracts and related amendments ²
Amendments to HKFRS 3	Reference to the Conceptual Framework ⁴
Amendments to HKFRS 10 and HKAS 28	Sale or Contribution of Assets between an Investor and its Associate or Joint Venture ³
Amendments to HKAS 1	Classification of Liabilities as Current or Non-current and related amendments to Hong Kong Interpretation 5 (2020) ²
Amendments to HKAS 1 and HKFRS Practice Statement 2	Disclosure of Accounting Policies ²
Amendments to HKAS 8	Definition of Accounting Estimates ²
Amendments to HKAS 12	Deferred Tax related to Assets and Liabilities arising from a Single Transaction ²
Amendments to HKAS 16	Property, Plant and Equipment – Proceeds before Intended Use ¹
Amendments to HKAS 37	Onerous Contracts – Cost of Fulfilling a Contract ¹
Amendments to HKFRSs	Annual Improvements to HKFRS Standards 2018-2020 ¹
Accounting Guideline 5 (Revised)	Merger Accounting for Common Control Combination ⁴

¹ Effective for annual periods beginning on or after 1 January 2022

² Effective for annual periods beginning on or after 1 January 2023

³ Effective date not yet determined

⁴ Effective for business combination/common control combination for which the acquisition/combination date is on or after the beginning of the first annual period beginning on or after 1 January 2022

3. ADOPTION OF NEW AND AMENDED HKFRSs (CONTINUED)

3.2 Issued but not yet effective HKFRSs (Continued)

The directors anticipate that all of the pronouncements will be adopted in the Group's accounting policy for the first period beginning on or after the effective date of the pronouncement. Information on new and amended HKFRSs that are expected to have impact on the Group's accounting policies is provided below. Other new and amended HKFRSs are not expected to have a material impact on the Group's consolidated financial statements.

Amendments to HKAS 1 "Classification of Liabilities as Current or Non-current and related amendments to Hong Kong Interpretation 5 (2020)"

The amendments provide further guidance to clarify how to classify debt and other liabilities as current or non-current which are summarised as follows:

- It clarifies that a liability is non-current if an entity has a right (instead of unconditional right as stated before the amendments) to defer settlement of the liability for at least twelve months from the end of the reporting period. This right has to be existed at the end of the reporting period, regardless of whether the lender tests for compliance at that date or at a later date;
- Any expectations about events after the reporting period do not impact the assessment made at the end of the reporting period as to the classification of the liability; and
- "Settlements" are newly defined as a transfer to the counterparty that results in the extinguishment of the liability. The transfer could be of cash, other economic resources (e.g. goods or services), or entity's own equity instruments. Thus, if the counterparty conversion option is classified as liability under HKAS 32, the transfer of equity instruments by exercising the conversion option constitute settlement of liability for the purpose of current or non-current classification of liabilities. One exception to the definition is that if the counterparty conversion option is classified as equity in accordance with HKAS 32, the transfer of equity instruments by exercising the conversion option does not constitute settlement of liability and would be disregarded when determining whether the liabilities are current or non-current.

Amendments to HKAS 1 is effective for annual reporting period beginning on or after 1 January 2023 and apply retrospectively. Earlier application is permitted. The directors of the Group expect that the amendments have no material impact on these consolidated financial statements.

3. ADOPTION OF NEW AND AMENDED HKFRSs (CONTINUED)

3.2 Issued but not yet effective HKFRSs (Continued)

Amendments to HKAS 1 and HKFRS Practice Statement 2 “Disclosure of Accounting Estimates”

The amendments to HKAS 1 require entities to disclose material accounting policy information instead of significant accounting policies in its financial statements. The amendments also provide some guidance on how material policy information are being identified and provide some examples of when accounting policy information is likely to be material.

In March 2021, HKICPA issued HKFRS Practice Statement 2 “Making Materiality Judgements” to provide entities with non-mandatory guidance on how to make materiality judgements when preparing their general purpose financial statements in accordance with HKFRS. HKFRS Practice Statement 2 was subsequently revised to provide guidance and examples on how to apply the concept of materiality to accounting policy disclosures.

The amendments to HKAS 1 are effective for annual reporting period beginning on or after 1 January 2023 and are applied prospectively. Earlier application is permitted. Except for the disclosures of accounting policies in note 2 may need to be revised to cope with the above changes, the directors expect that the amendments have no other material impact on the consolidated financial statements.

4. KEY SOURCES OF ESTIMATION UNCERTAINTY AND SIGNIFICANT ACCOUNTING JUDGEMENT

Estimates and judgements are continually evaluated and are based on historical experience and other factors, including expectations of future events that are believed to be reasonable under the circumstances.

4.1 Key sources of estimation uncertainty

The key assumptions concerning the future and other key sources of estimation of uncertainty at the end of the reporting period are discussed below. The Group based its assumptions and estimates on parameters available when the consolidated financial statements were prepared. Existing circumstances and assumptions about future developments, however, may change due to market changes or circumstances arising beyond the control of the Group. Such changes are reflected in the assumptions when they occur.

Estimation of goodwill impairment

The Group tests annually whether goodwill has suffered any impairment in accordance with the accounting policy stated in note 2.8. The recoverable amounts of cash-generating units have been determined based on value-in-use calculations. These calculations require the use of estimates about future cash flows and discount rates. In the process of estimating expected future cash flows management makes assumptions about future revenues and profits. These assumptions relate to future events and circumstances. The actual results may vary and may cause a material adjustment to the carrying amount of goodwill within the next financial year. Determining the appropriate discount rate involves estimating the appropriate adjustment for market risk and for asset specific risk factors. Details of the estimates of the recoverable amounts of cash-generating units containing goodwill are disclosed in note 14.

As at 31 December 2021, the carrying amount of goodwill was RMB50,292,339 (2020: RMB62,295,231), net of impairment of loss of RMB12,002,892 (2020: nil).

Estimation of impairment of trade and other receivables, contract assets and other financial assets within the scope of ECL under HKFRS 9

The Group makes allowances on items subjects to ECL (including trade and other receivables, contract assets and other financial assets measured at amortised cost) based on assumptions about risk of default and expected loss rates. The Group uses judgement in making these assumptions and selecting the inputs to the impairment calculation, based on the Group's past history, existing market conditions as well as forward looking estimates at the end of each reporting period as set out in note 2.10. As at 31 December 2021, the aggregate carrying amounts of trade and other receivables, contract assets and other financial assets measured at amortised cost amounting to RMB99,609,031 (net of ECL allowance of RMB7,932,351), RMB63,164,573 (net of ECL allowance of RMB10,742,948) and RMB258,564,030 (net of ECL allowance of RMB nil) respectively.

4. KEY SOURCES OF ESTIMATION UNCERTAINTY AND SIGNIFICANT ACCOUNTING JUDGEMENT (CONTINUED)

4.1 Key sources of estimation uncertainty (Continued)

Estimation of impairment of trade and other receivables, contract assets and other financial assets within the scope of ECL under HKFRS 9 (Continued)

As at 31 December 2020, the aggregate carrying amounts of trade and other receivables, contract assets and other financial assets measured at amortised cost amounting to RMB51,088,287 (net of ECL allowance of RMB3,644,727), RMB85,006,490 (net of ECL allowance of RMB5,925,210) and RMB246,194,093 (net of ECL allowance of RMB5,482,014) respectively.

When the actual future cash flows are different from expected, such difference will impact the carrying amount of trade receivables and other items within the scope of ECL under HKFRS 9 and credit losses in the periods in which such estimate has been changed.

Fair value of contingent consideration liability

As described in note 28 to the consolidated financial statements, the contingent consideration liability is measured at fair value. The Group engaged an independent valuer to determine the fair values of the contingent consideration liability. The determination was relying extensively on probability-weighted estimated of the future net profit after tax of the coming three years to the Aushen Group Pty Ltd. (“Aushen”), numerous assumptions taking into consideration of many uncertainties including discount rate and management’s estimation of the performance achieved, some of which cannot be easily quantified or ascertained. Changes in subjective input assumptions can materially affect the fair value estimate. As at 31 December 2021, the fair value of contingent consideration liability is RMB1,709,723 (2020: RMB1,692,299).

4. KEY SOURCES OF ESTIMATION UNCERTAINTY AND SIGNIFICANT ACCOUNTING JUDGEMENT (CONTINUED)

4.1 Key sources of estimation uncertainty (Continued)

Income taxes

Determining income tax provisions involves judgement on the future tax treatment of certain transactions. The Group carefully evaluates tax implications of transactions and tax provisions are set up accordingly. The tax treatments of such transactions are reconsidered periodically to take into account all changes in tax legislations.

Deferred tax assets are recognised for tax losses not yet used and temporary deductible differences. As those deferred tax assets can only be recognised to the extent that it is probable that future taxable profit will be available against which the unused tax credits can be utilised, management's assessment is constantly reviewed and additional deferred tax assets are recognised if it becomes probable that future taxable profits will allow the deferred tax asset to be recovered. As at 31 December 2021, the carrying amount of the Group's deferred tax assets was RMB2,159,487 (2020: RMB1,202,332).

4.2 Significant accounting judgement

Revenue from contracts for services

The Group recognises contract revenue on the rendering of services by reference to the stage of completion of the contract activity at the end of reporting period, when the outcome of a contract can be estimated reliably. The stage of completion is measured by reference to the proportion that contract costs incurred for work performed to date to the estimated total contract costs to be incurred under the transaction. Significant assumptions and judgements, such as the budgeted staff hours, are required to estimate the total contract costs and/or the stage of completion. The estimates are made based on past experience and knowledge of management. Because of the nature of the industry the Group entered into, management will make adjustments, where appropriate, to the amounts of contract revenue and/or cost based on regular review of contract work progress and estimated contract revenue and costs.

5. SEGMENT REPORTING

In the current year, the executive directors of the Company, being the chief operating decision maker, regard the Group's business of provision of e-learning solutions and related services as a single operating segment and assess the operating performance and allocate the resources of the Group as a whole. The only operating segment is monitored and strategic decisions are made on the basis of the results of the Group as a whole. Accordingly, no segment analysis information is presented.

Information about major customers

There is no single customer contributing over 10% of total sales of the Group for the year.

Geographic information

The Group's revenue and results from operations are mainly derived from activities in the PRC, Hong Kong and Australia. The principal assets of the Group were located in the PRC during the year. The details are as follows:

Specified non-current assets

	2021 RMB	2020 RMB
The PRC	83,938,182	94,555,927
Australia	-	35,984,344
Hong Kong	10,799	55,982
	83,948,981	130,596,253

6. REVENUE

The Group's principal activities are disclosed in note 1 to the consolidated financial statements.

The Group's revenue recognised during the year is as follows:

	2021 RMB	2020 RMB
Rendering of e-learning solutions and related services	154,189,287	169,879,349
Provision of education management system solutions and related services	11,893,951	10,247,512
Tuition and coaching fees	11,026,581	9,901,333
Consultancy income	291,841	509,389
Sales of digital media products	9,943,019	5,217,925
	187,344,679	195,755,508

6. REVENUE (CONTINUED)

Disaggregation of revenue from contracts with customers

The Group derives revenue from rendering of e-learning services, education management system solutions, tuition and coaching fees and consultancy services over time and at a point in time in the following major geographical market:

	For the year ended 31 December 2021				
	Rendering of e-learning solutions and related services RMB	Provision of education management system solutions and related services RMB	Tuition and coaching fees RMB	Consultancy income RMB	Sales of digital media products RMB
Timing of revenue recognition					
- At a point in time	-	-	317,551	291,841	9,943,019
- Over time	154,189,287	11,893,951	10,709,030	-	-
Total	154,189,287	11,893,951	11,026,581	291,841	9,943,019
Geographical markets					
- PRC	154,189,287	11,893,951	8,592,370	-	9,943,019
- Hong Kong	-	-	-	291,841	-
- Australia	-	-	2,434,211	-	-
Total	154,189,287	11,893,951	11,026,581	291,841	9,943,019
Type of customers					
- Corporate	148,414,293	9,135,691	-	291,841	9,943,019
- Schools and training institutions	5,774,994	2,758,260	8,592,370	-	-
- Individuals	-	-	2,434,211	-	-
Total	154,189,287	11,893,951	11,026,581	291,841	9,943,019
	For the year ended 31 December 2020				
	Rendering of e-learning solutions and related services RMB	Provision of education management system solutions and related services RMB	Tuition and coaching fees RMB	Consultancy income RMB	Sales of digital media products RMB
Timing of revenue recognition					
- At a point in time	-	-	2,357,760	509,389	5,217,925
- Over time	169,879,349	10,247,512	7,543,573	-	-
Total	169,879,349	10,247,512	9,901,333	509,389	5,217,925
Geographical markets					
- PRC	169,879,349	10,247,512	9,006,744	6,792	5,217,925
- Hong Kong	-	-	-	502,597	-
- Australia	-	-	894,589	-	-
Total	169,879,349	10,247,512	9,901,333	509,389	5,217,925
Type of customers					
- Corporate	166,174,507	6,855,314	-	509,389	5,217,925
- Schools and training institutions	3,704,842	3,392,198	9,006,744	-	-
- Individuals	-	-	894,589	-	-
Total	169,879,349	10,247,512	9,901,333	509,389	5,217,925

6. REVENUE (CONTINUED)

Unsatisfied e-learning service contracts

All of e-learning service contracts, provision of education management system solutions, tuition and coaching courses and consultancy contracts are expected to be completed and billed within one year or less. Therefore, the transaction price allocated to the remaining unsatisfied or partially satisfied performance obligations of these contracts are not disclosed as permitted under HKFRS 15.

7. OTHER INCOME

	2021 RMB	2020 RMB
Interest income from loan to a related company	4,607,283	4,637,290
Bank interest income	862,771	477,485
Government subsidies income (note (a))	2,260,742	3,164,536
Property management income from:		
- A related company	-	1,024,997
- Non-controlling shareholder of a subsidiary	-	589,923
Net foreign exchange gain	47,150	2,312,301
Waiver of other payables	-	942,449
Gain on termination of lease	2,344,782	95,123
Covid-19-related rent concessions (note (b))	-	1,005,598
Sundry income	13,535	290,642
	10,136,263	14,540,344

(a) Government subsidies income represents discretionary grants received by the subsidiaries of the Company and are recognised in profit or loss when received. There are no unfulfilled conditions and other contingencies attached to the receipts of these subsidies.

(b) The Group received Covid-19-related rent concessions for some of its office leases as part of relief measures negotiated with landlords during 2020.

8. FINANCE COSTS

	2021 RMB	2020 RMB
Interest charges on:		
- Borrowings	3,404,040	1,378,224
- Convertible note (note 27)	3,564,639	4,501,241
Finance charges on lease liabilities	756,666	1,255,856
	7,725,345	7,135,321

9. (LOSS)/PROFIT BEFORE INCOME TAX

(Loss)/Profit before income tax for the year is arrived at after (crediting)/charging:

	2021 RMB	2020 RMB
Depreciation:		
- Owned assets	3,589,648	3,474,787
- Right-of-use assets	6,317,561	8,540,225
Total depreciation	9,907,209	12,015,012
Amortisation of other intangible assets	6,980,238	2,814,215
Write off of property, plant and equipment	-	521,713
Provision for slow-moving Inventories	175,185	-
Research and development costs included in:		
- Cost of services	6,847,240	10,231,464
- Administrative expenses	8,896,226	6,317,218
Impairment losses on:		
- Trade receivables	4,544,861	1,466,708
- Contract assets	5,451,524	2,940,234
- Amount due from non-controlling shareholder of a subsidiary	-	521,980
Total impairment losses on financial assets	9,996,385	4,928,922
Auditors' remuneration	1,180,000	1,171,753
Net foreign exchange gain	(47,150)	(2,312,301)
Loss of disposal of property, plant and equipment	1,233,480	-
Loss on disposal of a subsidiary (note 36(a))	92,615	-
Gain on termination of leases	(2,344,782)	(95,123)
Staff and related costs (including directors' remuneration)*	51,286,146	48,758,039
Impairment loss on goodwill (note 14)	12,002,892	-

* Staff costs of RMB6,847,240 (2020: RMB10,231,464) have been included as research and development costs in the cost of services for the respective projects.

10. DIRECTORS' REMUNERATION

The emoluments of the directors, who are also considered as the key management personnel of the Company, disclosed pursuant to section 383(1) of the Hong Kong Company Ordinance and Part 2 of the Companies (Disclosure of Information about Benefits of Director) Regulation, are as follows:

	2021 RMB	2020 RMB
Directors' emoluments for services as directors of the Company and its subsidiary undertakings		
- Fees	1,201,696	1,218,707

11. INCOME TAX EXPENSE

The major components of income tax expense recognised in profit or loss were:

	2021 RMB	2020 RMB
<u>PRC</u>		
<u>Current tax</u>		
- Current year	9,794,052	12,195,656
- Over provision in respect of prior years	-	(372,174)
Deferred tax	(1,251,326)	(310,968)
	8,542,726	11,512,514
<u>Hong Kong and Australia</u>		
Current year	199,270	-
Deferred tax	-	-
	8,741,996	11,512,514

- (i) Under the Law of the People's Republic of China on Enterprise Income Tax and implementation Regulation of the Enterprise Income Tax Law (the "EIT Law"), other than those disclosed below, all PRC subsidiaries are subject to PRC enterprise income tax of 25%. The PRC EIT Law also allows enterprises to apply for the certificates of "High and New Technology" ("HNTE") which entitled qualified companies to enjoy a preferential income tax rate of 15%. Some of the Group's PRC subsidiaries are qualified as a HNTE;
- (ii) From 1 January 2019 to 31 December 2021, under relevant PRC EIT Law, PRC enterprises that qualifies for small enterprises and thin-profit enterprises with an annual taxable income of RMB1 million or less are applicable to the effective rate of 5%. Where their annual taxable income exceeds RMB1 million but does not exceed RMB3 million, the RMB1 million portion will be subject to an effective rate of 5%, whereas the excess portion will be subject to the effective rate of 10%;
- (iii) PRC EIT law also requires all retained profits of the PRC subsidiaries arising since 1 January 2008 and distributed and remitted as dividends to the overseas parent are subject to 5% or 10% withholding tax on the amount remitted. Withholding taxes have been provided for the profits that have been declared from a PRC subsidiary of the Group during the period. For the remaining retained profits, it is the intention of management that the Group would reinvest these profits in the respective subsidiaries and therefore withholding tax would not be applicable for those profits;

11. INCOME TAX EXPENSE (CONTINUED)

- (iv) According to relevant laws and regulations promulgated by the State Administration of Tax of the PRC effective from 2008 onwards, PRC enterprises engaging in research and development activities are entitled to claim 175% of their qualified research and development expenses so incurred as tax deductible expenses when determining their assessable profits for the year (“Super Deduction”). The additional deduction of 75% of qualified research and development expenses is subject to the approval from the relevant tax authorities in the annual Corporate Income Tax (“CIT”) filing. The Group has made its best estimate for the Super Deduction to be claimed in ascertaining the assessable profits for the year ended 31 December 2021;
- (v) Up to date, in respect of the acquisition (note 36(c)) completed, the Group has not yet file any tax returns on behalf of the seller to the PRC tax authority in respect of its acquisition in the PRC. The PRC tax authority has a right to levy penalty for any late filing of tax returns. The amount of such potential penalty cannot be reliably estimated as the range of which is wide. Pursuant to the executed sales and purchase agreement, both the Group and the seller have agreed to bear and pay their own tax liability. In addition, the seller has undertaken to indemnify the Group for any tax liability arising from the above late filing of tax returns prior to the completion date of the acquisition;
- (vi) The provision for Hong Kong Profits Tax for 2021 is calculated at 16.5% (2020: 16.5%) of the estimated assessable profits for the year, except for one subsidiary of the Group which is a qualifying corporation under the two-tiered profits tax rates regime. Under the two-tiered profits tax rates regime, the first Hong Kong dollars (“HK\$”) 2 million of profits of qualifying entities are taxed at 8.25%, and the profits above HK\$2 million are taxed at 16.5%. Hong Kong profits tax has not been provided for the years ended 31 December 2021 and 2020 as the Group has no assessable profits for the year; and
- (vii) Under relevant tax regulations in Australia, local corporations are subject to corporate tax rate of 26% (2020: 27.5%).

11. INCOME TAX EXPENSE (CONTINUED)

Reconciliation between income tax expense and accounting (loss)/profit at applicable tax rates is as follows:

	2021 RMB	2020 RMB
(Loss)/Profit before income tax	(5,409,626)	51,491,222
Tax on (loss)/profit before income tax, calculated at the PRC enterprise income tax rate of 25%	(1,352,410)	12,872,807
Tax effect of different tax rates of entities operating in other jurisdictions	403,513	118,097
Effect of 15% for HNTE entities	(2,810,005)	(8,561,941)
Effect of tax concession and lower rate tax for PRC subsidiaries	(187,343)	(1,860,121)
Tax effect of non-deductible expenses	3,236,175	1,902,969
Tax effect of non-taxable revenue	(52,702)	(490,096)
Tax effect of temporary differences and tax losses not recognised	9,789,785	9,698,219
Utilisation of tax losses previously not recognised	-	(644,206)
Super deduction of research and development expenses	(285,017)	(1,151,040)
Over provision in respect of prior years	-	(372,174)
Income tax expense	8,741,996	11,512,514

12. EARNINGS PER SHARE

	2021 RMB	2020 RMB
<u>Earnings</u>		
Earnings for the purpose of basic earnings per share (profit for the year attributable to owners of the Company)	5,072,372	54,404,058
Effect of dilutive potential ordinary shares:		
- Interest on convertible note	-	4,501,241
- Fair value gain on derivative financial instruments	-	(2,563,737)
Earnings for the purpose of diluted earnings per share	5,072,372	56,341,562
<u>Number of shares</u>		
Weighted average number of ordinary shares for the purpose of basic earnings per share	232,912,633	232,912,633
Effect of dilutive potential ordinary shares:		
- Convertible note	-	17,362,642
Weighted average number of ordinary shares for the purpose of diluted earnings per share	232,912,633	250,275,275

There are no potential dilutive ordinary shares in 2021 and therefore the diluted earnings per share are equal to the basic earnings per share.

The calculation of diluted earnings per share for the year ended 31 December 2020 does not assume the exercise of the Company's outstanding convertible note which had anti-dilutive effect and would result in an addition in earnings per share. Therefore, the diluted earnings per share is the same as the basic earnings per share for that year ended 31 December 2020.

13. PROPERTY, PLANT AND EQUIPMENT

	Buildings RMB	Computer and office equipment RMB	Leasehold improvements RMB	Furniture and fittings RMB	Motor vehicles RMB	Total RMB
At 1 January 2020						
Cost	44,359,807	3,291,047	2,237,760	352,830	-	50,241,444
Accumulated depreciation	(3,003,425)	(678,712)	(383,899)	-	-	(4,066,036)
Net book amount	41,356,382	2,612,335	1,853,861	352,830	-	46,175,408
Year ended 31 December 2020						
Opening net book amount	41,356,382	2,612,335	1,853,861	352,830	-	46,175,408
Additions	2,109,578	4,058,638	3,610,713	152,818	-	9,931,747
Acquisition of a subsidiary (note 37)	-	24,334	7,873	5,079	126,498	163,784
Depreciation	(8,540,225)	(1,720,879)	(1,718,584)	(19,728)	(15,596)	(12,015,012)
Write-off	-	(117,320)	(404,393)	-	-	(521,713)
Derecognition upon lease termination	(1,823,597)	-	-	-	-	(1,823,597)
Lease modification	(6,022,128)	-	-	-	-	(6,022,128)
Exchange differences	550,318	(29,269)	(76,166)	-	-	444,883
Closing net book amount	27,630,328	4,827,839	3,273,304	490,999	110,902	36,333,372
At 31 December 2020 and 1 January 2021						
Cost	39,259,038	7,243,112	5,406,689	510,727	126,498	52,546,064
Accumulated depreciation	(11,628,710)	(2,415,273)	(2,133,385)	(19,728)	(15,596)	(16,212,692)
Net book amount as at 31 December 2020	27,630,328	4,827,839	3,273,304	490,999	110,902	36,333,372
Year ended 31 December 2021						
Opening net book amount	27,630,328	4,827,839	3,273,304	490,999	110,902	36,333,372
Additions	-	1,620,897	228,073	-	-	1,848,970
Depreciation	(6,317,561)	(2,237,850)	(1,287,931)	(1,485)	(62,382)	(9,907,209)
Disposal	-	-	(1,233,480)	-	-	(1,233,480)
Derecognition upon lease termination	(17,334,827)	-	-	-	-	(17,334,827)
Exchange differences	(1,675,724)	(332,478)	(388,202)	-	-	(2,396,404)
Reclassified to assets held for sale	(1,213,278)	(3,366,817)	(591,764)	(486,291)	-	(5,658,150)
Closing net book amount	1,088,938	511,591	-	3,223	48,520	1,652,272
At 31 December 2021						
Cost	5,990,165	1,904,562	1,159,828	5,079	126,498	9,186,132
Accumulated depreciation	(4,901,227)	(1,392,971)	(1,159,828)	(1,856)	(77,978)	(7,533,860)
Net book amount as at 31 December 2021	1,088,938	511,591	-	3,223	48,520	1,652,272

As at 31 December 2021 and 2020, buildings included in the net carrying amount of property, plant and equipment are right-of-use assets.

During the year ended 31 December 2021, there are no additions to right-of-use assets included in property, plant and equipment (2020: RMB2,109,578).

14. GOODWILL

	2021 RMB	2020 RMB
Cost and net carrying amount at 1 January	62,295,231	2,640,293
Acquisition of subsidiaries	-	59,654,938
Impairment loss	(12,002,892)	-
Cost and net carrying amount at 31 December	50,292,339	62,295,231

Impairment test on goodwill

Goodwill acquired through business combinations is allocated to the Group's cash-generating units ("CGUs") for impairment testing.

The carrying amounts of goodwill, net of any impairment loss, were allocated to each CGU at the end of the reporting period as follows:

	2021 RMB	2020 RMB
Shanghai Pantosoft CGU	47,652,046	59,654,938
Aushen Group Pty Ltd. CGU ("Aushen CGU")	2,640,293	2,640,293
	50,292,339	62,295,231

The recoverable amounts of each of the above CGUs are determined based on a value-in-use calculation. The value-in-use calculation uses cash flow projections based on financial budgets covering a five-year period approved by the directors. Assuming that the government policies for education industry remain unchanged, management determines the key assumptions including budgeted revenues, staff costs and other operating costs based on past performance of the CGUs, the general price inflation in operating jurisdictions and management's expectation on market development. Cash flows beyond the five-year period are extrapolated using the growth rates stated below. The key assumptions used for value-in-use calculations are as follows:

	2021	2020
Discount rate (note)		
- Shanghai Pantosoft CGU	15%	16%
- Aushen CGU	15%	17%
Perpetual growth rate	2%	2%

Note: The discount rate is pre-tax and derived by reference to the Capital Asset Pricing Model plus a risk premium reflecting specific risks relating to the industry and CGUs.

14. GOODWILL (CONTINUED)

With regard to the assessment of the value in use of the CGUs, management believes that no reasonably possible change in any of the above key assumptions would cause the carrying value, including goodwill, of the CGUs to exceed the recoverable amount.

As at 31 December 2021, the carrying amounts of the CGUs has been reduced to its recoverable amounts of RMB50,292,339, the related goodwill impairment loss of RMB12,002,892 was recognised and included under “Administrative expenses” in the consolidated statement of profit or loss and other comprehensive income.

As at 31 December 2020, the recoverable amounts of the CGUs were higher than their carrying amounts, and hence no impairment loss was recognised.

15. OTHER INTANGIBLE ASSETS

	Trademarks RMB	Customer list RMB	Software RMB	Curriculum development expenditure RMB	Capitalised software development RMB	Content distribution rights RMB	Total RMB
At 1 January 2020							
Cost	2,137,709	-	-	-	1,708,937	3,584,906	7,431,552
Accumulated amortisation	-	-	-	-	(1,101,605)	(3,584,906)	(4,686,511)
Net carrying amount	2,137,709			-	607,332	-	2,745,041
Year ended 31 December 2020							
Opening net carrying amount	2,137,709	-	-	-	607,332	-	2,745,041
Additions	-	-	-	11,389,328	-	-	11,389,328
Acquisition of a subsidiary (note 37)	4,984,874	11,049,222	4,281,101	-	-	-	20,315,197
Amortisation	-	(276,231)	(214,055)	(1,838,845)	(485,084)	-	(2,814,215)
Exchange differences	-	-	-	332,299	-	-	332,299
Closing net carrying amount	7,122,583	10,772,991	4,067,046	9,882,782	122,248	-	31,967,650
As at 31 December 2020							
Cost	7,122,583	11,049,222	4,281,101	11,796,011	1,708,937	3,584,906	39,542,760
Accumulated amortisation	-	(276,231)	(214,055)	(1,913,229)	(1,586,689)	(3,584,906)	(7,575,110)
Net carrying amount	7,122,583	10,772,991	4,067,046	9,882,782	122,248	-	31,967,650
Year ended 31 December 2021							
Opening net carrying amount	7,122,583	10,772,991	4,067,046	9,882,782	122,248	-	31,967,650
Additions	-	-	-	11,347,316	4,404	-	11,351,720
Amortisation	-	(1,104,922)	(856,220)	(4,892,863)	(126,233)	-	(6,980,238)
Reclassified to assets held for sale	-	-	-	(15,645,858)	-	-	(15,645,858)
Exchange differences	-	-	-	(691,377)	(419)	-	(691,796)
Closing net carrying amount	7,122,583	9,668,069	3,210,826	-	-	-	20,001,478
As at 31 December 2021							
Cost	7,122,583	11,049,222	4,281,101	-	-	-	22,452,906
Accumulated amortisation	-	(1,381,153)	(1,070,275)	-	-	-	(2,451,428)
Net carrying amount	7,122,583	9,668,069	3,210,826	-	-	-	20,001,478

Note: The amortisation charge for the year is included in cost of services and administrative expenses in the consolidated statement of profit or loss and other comprehensive income.

16. DEFERRED TAX

The movement during the year in the deferred tax (liabilities)/assets is as follows:

	2021 RMB	2020 RMB
At 1 January	(2,359,275)	377,037
Acquisition of a subsidiary (note 36(c))	-	(3,047,280)
Charged to profit or loss for the year (note 11)	1,251,326	310,968
At 31 December	(1,107,949)	(2,359,275)

The movement in deferred tax assets and liabilities (prior to offsetting of balances within the same taxation jurisdiction) during the year is as follows:

Deferred tax assets

	ECL allowance RMB
At 1 January 2020	964,907
Charged to profit or loss for the year	237,425
At 31 December 2020 and 1 January 2021	1,202,332
Charged to profit or loss for the year	957,155
At 31 December 2021	2,159,487

Deferred tax liabilities

	Tax liabilities on arising from acquisition of subsidiaries RMB
At 1 January 2020	(587,870)
Acquisition of a subsidiary (note 36(c))	(3,047,280)
Credited to profit or loss for the year	73,543
At 31 December 2020 and 1 January 2021	(3,561,607)
Credited to profit or loss for the year	294,171
At 31 December 2021	(3,267,436)

The amounts recognised in the consolidated statement of financial position are as follows:

	2021 RMB	2020 RMB
Deferred tax assets recognised in the consolidated statement of financial position	2,159,487	1,202,332
Deferred tax liabilities recognised in the consolidated statement of financial position	(3,267,436)	(3,561,607)
Net deferred tax liabilities	(1,107,949)	(2,359,275)

The Group has unrecognised tax losses of approximately RMB82,960,000 (2020: RMB42,726,000) due to unpredictability of future profit streams, of which approximately RMB18,541,000 (2020: RMB10,507,000) will expire within 5 years and approximately RMB63,756,000 (2020: RMB29,062,000) with unlimited expiry date.

17. INVENTORIES

	2021 RMB	2020 RMB
Learning materials, net	-	2,041,565

18. TRADE AND OTHER RECEIVABLES

	2021 RMB	2020 RMB
Current		
Trade receivables, gross	84,859,049	45,574,694
Less: ECL allowance	(7,932,351)	(3,644,727)
Trade receivables, net	76,926,698	41,929,967
Other receivables and deposits paid, net of ECL allowance	2,682,333	7,074,503
Supplier advances	20,000,000	-
Financial assets at amortised cost	99,609,031	49,004,470
Prepayments	41,891,742	20,808,943
	141,500,773	69,813,413
Non-current		
Other receivables and deposits paid, net of ECL allowance	-	2,083,817

The directors of the Group consider that the fair values of trade and other receivables which are expected to be recovered within one year are not materially different from their carrying amounts because these balances have short maturity periods on their inception. Overdue balances are reviewed regularly by senior management.

18. TRADE AND OTHER RECEIVABLES (CONTINUED)

The aging analysis of the Group's trade receivables (net of ECL allowance) based on the invoice date as of the end of the reporting period is as follows:

	2021 RMB	2020 RMB
0 - 90 days	37,236,014	28,027,976
91 - 180 days	11,701,628	3,853,621
181 - 365 days	20,213,239	6,047,279
Over 365 days	6,741,012	3,768,538
Over 720 days	1,034,805	232,553
	76,926,698	41,929,967

The Group generally allows a credit period 15 to 60 days (2020: 15 to 60 days) to its trade customers.

The movement in the ECL allowance of trade receivables is as follows:

	2021 RMB	2020 RMB
1 January	3,644,727	4,278,019
ECL allowance recognised during the year	4,544,861	1,466,708
Amount written off during the year	-	(2,100,000)
Transfer to asset reclassified as held for sale	(257,237)	-
31 December	7,932,351	3,644,727

No ECL allowance has been provided for other receivables during the year (2020: nil).

Details of the credit risk and provision of ECL allowance are set out in Note 38.4.

19. CONTRACT ASSETS AND LIABILITIES

(a) Contract assets

	2021 RMB	2020 RMB
Contract assets arising from unbilled revenue	73,907,521	90,931,700
Less: ECL allowance	(10,742,948)	(5,925,210)
	63,164,573	85,006,490

The movement in the ECL allowance of contract assets is as follows:

	2021 RMB	2020 RMB
1 January	5,925,210	2,984,976
ECL allowance recognised during the year	5,451,524	2,940,234
Transfer to assets reclassified as held for sale	(633,786)	-
31 December	10,742,948	5,925,210

At 31 December 2021, contract assets expected to be recovered after more than one year amounting to RMB1,846,635 (2020: RMB1,151,881).

(b) Contract liabilities

	2021 RMB	2020 RMB
Contract liabilities arising from billings in advance of performance		
- Rendering of e-learning solutions and related services	10,053,833	3,755,691
- Provision of education management system solutions and related services	11,461,141	-
- Tuition and coaching services	-	2,804,805
	21,514,974	6,560,496

The contract liabilities represented the aggregate amount of the transaction price allocated to the performance obligations that are unsatisfied as of the end of the reporting period. The Group expects the transaction price allocated to the unsatisfied performance obligations will be recognised as revenue when the Group transfers good or service to the customers. All of the Group's performance obligations for contracts with customers are for periods of one year or less. As a practical expedient as permitted under HKFRS 15, the transaction price allocated to these unsatisfied contracts is not disclosed.

Contract liabilities outstanding at the beginning of the year amounting to RMB6,560,496 (2020: RMB3,874,784) have been recognised as revenue during the year.

20. AMOUNTS DUE FROM/(TO) A NON-CONTROLLING SHAREHOLDER OF A SUBSIDIARY/RELATED COMPANIES/A NON-CONTROLLING SHAREHOLDER /A DIRECTOR

The amounts due are unsecured, interest-free and repayable on demand, except disclosed separately.

(a) Amounts due from related companies

	Maximum balance during the year RMB	2021 RMB	2020 RMB
Retech Digital Media Co., Ltd. ⁽ⁱ⁾	5,403,361	5,403,361	5,403,361
Shanghai Retech Information Technology Co., Ltd ("Shanghai Retech IT") ⁽ⁱ⁾	4,293,855	4,293,855	3,225,640
Jiangsu Retech Digital Media Co., Ltd. ⁽ⁱⁱ⁾ ("Jiangsu Digital Media")	2,816,981	2,816,981	-
Jiangsu Ruixin Aiyu Education Technology Co., Ltd. ⁽ⁱ⁾ ("Jiangsu Ruixin Aiyu")	770,144	770,144	-
		13,284,341	8,629,001

(i) Mr. Ai Shungang ("Mr. Ai") is the ultimate holding controlling shareholder and a Co-Chairman of the Company. He is also the ultimate controlling shareholder and a director of Retech Digital Media Co., Ltd., Shanghai Retech IT and Jiangsu Ruixin Aiyu.

(ii) Jiangsu Digital Media is a subsidiary of Retech Digital Media Co., Ltd.

The amounts above have been undertaken by Jiangsu Retech Digital Information Industry Park Co., Ltd. ("Jiangsu Industry Park") and Mr. Ai. In the event of default, both parties will indemnify the Group of any losses with regard to the amounts outstanding above.

In view of the undertakings given by Jiangsu Industry Park and Mr. Ai and having considered the financial conditions of Jiangsu Industry Park, the directors are of the opinion that credit risks of the amounts due from related companies and loan to a related company (note 21) are low and thus no ECL allowance is provided (2020: nil).

20. AMOUNTS DUE FROM/(TO) NON-CONTROLLING SHAREHOLDERS/A NON-CONTROLLING SHAREHOLDER OF A SUBSIDIARY/ A NON-CONTROLLING SHAREHOLDER/A DIRECTOR (CONTINUED)

(b) Amount due from a non-controlling shareholder of a subsidiary

	2021 RMB	2020 RMB
Hexon Consulting Limited	-	521,980
Less: ECL allowance	-	(521,980)
	-	-

Hexon Consulting Limited ("Hexon") has 9.2% equity interests in the Company's subsidiary, Prosage Sustainability Development Limited. Hexon is in the liquidation process. Therefore the related amount due from Hexon is not expected to be recoverable and it was written-off during the year.

(c) Amount due from a non-controlling shareholder

	2021 RMB	2020 RMB
Lumina Looque Knowledge Hubs Pte Ltd ("Lumina")*	-	4,959,374
Less: ECL allowance	-	(4,959,374)
	-	-

* Mr. Calvin Cheng ("Mr. Cheng") is a shareholder and Co-chairman of the Company. Mr. Cheng is also an ex-shareholder of Lumina. The amount due from Lumina was written-off during the year.

(d) Amount due to a related company

	2021 RMB	2020 RMB
Shanghai Retech IT	9,314,739	-

* The relationship of Shanghai Retech IT with the Group is described in note 20(a) in the consolidated financial statements.

(e) Amount due to a director

	2021 RMB	2020 RMB
Li Kang*	-	578,588

* Mr. Li Kang is an executive director of the Company. As at 31 December 2021, the amount due to Li Kang amounted of Australian dollar ("A\$")1,000 (equivalent to RMB4,617) was reclassified as liabilities directly associated with assets classified as held for sale (note 37).

21. LOAN TO A RELATED COMPANY

	Maximum balance during the year RMB	2021 RMB	2020 RMB
Jiangsu Industry Park	77,521,134	22,193,292	31,748,709

Mr. Ai is the ultimate controlling shareholder and Co-chairman of the Company. He is also a shareholder and a director of Jiangsu Industry Park.

The loan to a related company above is denominated in RMB and is unsecured, interest-bearing at a fixed rate of 10% (2020: 10%) per annum and wholly repayable within twelve months from the reporting date. At 31 December 2021, the carrying amount of the loan approximates its fair value.

The directors are of the opinion that the loan to a related party is conducted on normal commercial forms at arm's length basis.

The loan has been undertaken by Mr. Ai. In the event of default, he will indemnify the Group for any losses with regard to the amount outstanding above.

22. CASH AND CASH EQUIVALENTS

	2021 RMB	2020 RMB
Cash at bank and in hand	223,086,397	205,816,383

As at 31 December 2021, included in cash and cash equivalents of the Group of RMB220,544,245 (2020: RMB202,159,924) is denominated in RMB and placed with banks in the PRC.

RMB is not a freely convertible currency in the international market and its exchange rate is determined by the People's Bank of China. The conversion of RMB into foreign currencies and remittance of RMB out of the PRC is subject to the rules and regulations of the foreign exchange control promulgated by the PRC government.

23. INTERESTS IN SUBSIDIARIES

Particulars of the subsidiaries at 31 December 2021 and 2020 are as follows:

Name of company	Country/ Place and date of incorporation/ establishment	Type of legal entity	Issued and paid in capital	Percentage of ownership interests held by the Company				Principal activities
				2021 Direct 100%	2021 Indirect -	2020 Direct 100%	2020 Indirect -	
Retech Holdings Co., Limited ("Retech Holdings")	Hong Kong	Limited liability company	HK\$15,000,000	-	-	100%	-	Investment holding
Shanghai Retech Digital Technology Co., Ltd ("Retech Digital") 上海睿泰数字科技有 限公司	PRC	Limited liability company	RMB6,500,000	-	100%	-	100%	E-learning solutions and consultancy services
Shanghai Ruijian Information Technology Co., Ltd ("Ruijian") 上海睿剑信息科技有 限公司	PRC	Limited liability company	RMB26,000,000	-	100%	-	100%	Provision of software licensing services
Shanghai Ruipengcheng Technology Co., Ltd ("Ruipengcheng") 上海睿程科技有限 公司	PRC	Limited liability company	RMB2,000,000	-	62.50%	-	62.50%	E-learning solutions and consultancy services
Shanghai Reunet Technology Network Co., Ltd ("Reunet") 上海睿鹊网络科技有 限公司	PRC	Limited liability company	-	-	60.02%	-	60.02%	Provision of e- learning solutions
Prosage Sustainability Development Limited ("Prosage")	Hong Kong	Limited liability company	HK\$8,500,000	-	82.76%	-	82.76%	Provision of ESG related e-learning solutions and consultancy services
Aushen Group Pty Ltd	Australia	Limited liability company	A\$100	-	51.00%	-	51.00%	Operation of language coaching school
Shanghai Paisiqi Information Technology Co., Ltd. ("Shanghai Paishiqi") 上海派施奇信息技 术有限公司	PRC	Limited liability company	-	-	82.76%	-	82.76%	Technical consulting and development
Ai English Pty Ltd ^{3,4} (note 36(b))	Australia	Limited liability company	A\$3,060,000	-	44.89%	-	51.00%	Operation of language coaching school
Ai Chinese Pty Ltd (note 36(a))	Australia	Limited liability company	A\$100	-	-	-	51.00%	Operation of language coaching school
Wuxi Ai English Education Technology Co., Ltd. ("Wuxi Ai English") 无锡爱英语教育科技 有限公司	PRC	Limited liability company	-	-	44.89%	-	51.00%	Provision of educational software development services
Shanghai Pantosoft 上海鹏达计算机系统 开发有限公司 (note 36(c))	PRC	Limited liability company	RMB14,322,500	-	80.00%	-	80.00%	Provision of education management system solutions and related services

23. INTERESTS IN SUBSIDIARIES (CONTINUED)

Name of company	Country/ Place and date of incorporation/ establishment	Type of legal entity	Issued and paid in capital	Percentage of ownership interests held by the Company				Principal activities
				2021		2020		
				Direct	Indirect	Direct	Indirect	
Jiangsu Ruizhixing Information Technology Co., Ltd ("Jiangsu Ruizhixing") 江苏睿之星信息科技 有限公司 ¹	PRC	Limited liability company	-	-	100%	-	100%	E-learning solutions and consultancy services
English Wonderkid Limited ("English Wonderkid") ^{2, 3, 4}	Cayman	Limited liability company	-	-	100%	-	-	Investment holding
English Wonderkid HK Limited ("English Wonderkid HK") ^{2, 3, 4}	Hong Kong	Limited liability company	-	-	100%	-	-	Investment holding
Beijing Wonderkid Education Technology Co., Ltd. ("Beijing Wonderkid") ^{2, 3, 4} 北京快乐起跑教育科 技有限公司	PRC	Limited liability company	-	-	100%	-	-	Provision of educational software development services

¹ 江苏睿之星信息科技有限公司 was incorporated on 10 December 2020.

² English Wonderkid, English Wonderkid HK and Beijing Wonderkid were acquired by Ai English Pty Ltd. during 2021 and the transaction was completed in October 2021. As disclosed in note 36(b), part of the consideration were settled by issuance of 376,545 shares of Ai English of approximately RMB1,752,693 to the sellers upon completion of the acquisition.

³ In November 2021, Ai English issued additional 479,386 shares to third part investors for RMB12,646,420. These transactions above has diluted the Group's interests in Ai English from 51.00% to 44.89% which the changes of RMB2,352,175 have been reflected in the equity.

⁴ Assets and liabilities of Ai English Pty Ltd, English Wonderkid, English Wonderkid HK and Beijing Wonderkid were classified as assets and liabilities held for sale as at 31 December 2021. Please refer to note 37 for further details.

23. INTERESTS IN SUBSIDIARIES (CONTINUED)

The Group includes two subsidiaries (2020: two subsidiaries) with material non-controlling interests ("NCI"), the details and the summarised financial information before intra-group eliminations, are as follows:

	Shanghai Pantosoft	Ai English Pty Ltd
	2021 RMB	2021 RMB
NCI percentage	20.00%	55.11%
Current assets	30,086,736	49,845,141
Non-current assets	217,344	22,556,792
Current liabilities	(27,033,197)	(96,184,451)
Non-current liabilities	-	(13,513,928)
Net assets/(liabilities)	3,270,883	(37,296,446)
Carrying amount of NCI	654,177	(20,554,071)
Revenue	11,893,951	24,535,389
Loss for the year	(1,040,812)	(30,862,320)
Loss for the year attributable to NCI	(208,162)	(15,389,676)
Total comprehensive loss	(1,040,812)	(29,122,595)
Total comprehensive loss allocated to NCI	(208,162)	(14,522,151)
Net cash used in operating activities	(59,294)	(6,545,662)
Net cash used in investing activities	-	(9,248,950)
Net cash generated from financing activities	-	15,192,759
	2020 RMB	2020 RMB
NCI percentage	20.00%	49.00%
Current assets	13,442,561	9,708,185
Non-current assets	289,337	33,337,805
Current liabilities	(9,275,059)	(27,127,099)
Non-current liabilities	-	(28,810,349)
Net assets/(liabilities)	4,456,839	(12,891,458)
Carrying amount of NCI	891,368	(6,316,814)
Revenue	10,247,512	5,832,406
Profit/(Loss) for the year	3,884,578	(21,872,161)
Profit/(Loss) for the year attributable to NCI	776,916	(10,717,359)
Total comprehensive loss	-	(646,224)
Total comprehensive loss allocated to NCI	-	(316,650)
Net cash used in operating activities	(96,411)	(15,192,181)
Net cash used in investing activities	-	(12,828,473)
Net cash generated from financing activities	-	28,089,456

24. TRADE AND OTHER PAYABLES

	2021 RMB	2020 RMB
Trade payables	11,317,829	9,346,185
<u>Other payables</u>		
- Accrued expenses	5,129,751	3,811,133
- Payroll payable	4,451,554	4,765,088
- Other liabilities	8,243,391	8,211,342
- Deposit received for potential investment (note)	9,973,115	13,000,000
- Interest payable	771,393	460,425
Trade and other payables as financial liabilities at amortised cost	39,887,033	39,594,173
Provision of other tax liabilities	9,256,041	5,467,755
	49,143,074	45,061,928

The credit period of the Group is usually 15 to 60 days (2020: 15 to 60 days). All amounts are short term and the directors consider the carrying values of the Group's trade payables, accrued expenses and other payables are approximation of their fair values.

Note:

A subsidiary of the Group has entered into investment agreements with third party investors to dispose partial equity interests in Ai English Pty Ltd. As of the date of this report, these transactions have yet to be completed as the terms of the investment agreements have not been fulfilled.

25. BORROWINGS

	2021 RMB	2020 RMB
Guaranteed bank loans (note a)	47,800,000	22,900,000
Other loans (note b)	16,442,139	16,527,492
Secured bank loan (note c)	-	20,000,000
Total borrowings	64,242,139	59,427,492
Less: Amounts shown under current liabilities	(59,624,956)	(49,365,092)
	4,617,183	10,062,400

- (a) Guaranteed bank loans are denominated in RMB, wholly repayable in 12 months from the date of drawdown and interest bearing fixed rates of 3.85% - 5.75% (2020: 4.67%). These bank loans are secured against one or more of the following:
- personal guarantees provided by Mr Ai and his spouse, Ms. Kong Yan (“Ms. Kong”); and
 - loan performance guarantee insurance purchased by the Group.
 - corporate guarantee provided by Shanghai Retech Enterprise Management Group Co., Ltd.
 - Mr. Ai is the ultimate controlling shareholder and a director of Shanghai Retech Enterprise Management Group Co., Ltd.
- (b) Other loans include corporate and personal loans from:
- Hong Kong Fu An Development Co., Limited with loan principal amount of A\$2,000,000 (31 December 2020: A\$2,000,000) and wholly repayable within three years from the date of drawdown. The loan bears fixed rate of 4.5% per annum which the interest is repayable every six months;
 - Shanghai Yangpu Kecheng Xiaoe Daikuan Co., Ltd. with loan principal amount of RMB5,500,000 (31 December 2020: nil) and wholly repayable in September 2022. The loan bears fixed rate of 9% per annum and is guaranteed by Mr. Ai and his spouse, Ms. Kong, the Chief Executive Office of the Group, Mr. Liu Cheng and Shanghai Retech Enterprise Management Group Co., Ltd.;
 - Zhengshi Investment Company Limited with loan principal amount of A\$150,000 was interest free and has been fully repaid in 2021.
 - A third party investor with loan principal amount of RMB1,500,000 (31 December 2020: nil) with interest free and repayable within 12 months from the date of drawdown.
- (c) Secured bank loan is denominated in RMB, wholly repayable in 12 months from the drawdown date and interest bearing at a fixed rate of 5.75%. The bank loan is secured against:
- two properties located in Zhenjiang City owned by Jiangsu Industry Park were pledged as collateral to the bank; and
 - corporate guarantee provided by Shanghai Retech Enterprise Management Group Co., Ltd.
 - Mr. Ai is the ultimate controlling shareholder and a director of Shanghai Retech Enterprise Management Group Co., Ltd.

The secured bank loan above has been fully repaid in 2021.

26. LEASE LIABILITIES

The following table shows the remaining contractual maturities of the Group's lease liabilities:

	2021 RMB	2020 RMB
Total minimum lease payments:		
Due within one year	737,928	9,522,932
Due in the second to fifth years	502,419	22,972,533
	1,240,347	32,495,465
Less: Future finance charges on lease liabilities	(52,696)	(2,367,201)
Present value of lease liabilities	1,187,651	30,128,264
Present value of minimum lease payments:		
Due within one year	695,020	8,542,224
Due in the second to fifth years	492,631	21,586,040
	1,187,651	30,128,264
Less: Portion due within one year included under current liabilities	(695,020)	(8,542,224)
Portion due after one year included under non-current liabilities	492,631	21,586,040

During the year ended 31 December 2021, the Group early terminated certain leases for buildings and car park.

As at 31 December 2021, lease liabilities amounting to RMB1,187,651 (2020: RMB30,128,264) are effectively secured by the related underlying assets as the rights to the leased asset would be reverted to the lessor in the event of default by repayment by the Group. At 31 December 2021, lease liabilities amounted RMB2,886,890 was reclassified as liabilities held for sale (2020: nil) (note 37).

As at 31 December 2021 and 2020, the Group has entered into leases for various office spaces and carpark as follows:

Types of right-of-use assets	Financial statements items of right-of-use assets included in	Number of leases	Range of remaining lease term
Office	2021: Buildings carried at cost in "property, plant and equipment" and "reclassified to assets held for sale" (2020: Building carried at cost in "property, plant and equipment")	1 (2020: 5)	2 years (2020: 2 to 5 years)

The directors consider that no extension option or termination option shall be exercised at the lease commencement date.

27. CONVERTIBLE NOTE

	2021 RMB	2020 RMB
Convertible note	31,355,972	32,437,927

On 20 November 2017, the Company has issued a CN with principal amount of HK\$39,000,000 to City Savvy Limited (“City Savvy”), a wholly-owned subsidiary of Huarong (Listed in Hong Kong Stock Exchange: 2277) to fund its strategic expansion, research and development costs and working capital. The CN carries coupon rate of 8% per annum payable quarterly in arrears and secured by personal guarantee from Mr. Ai.

The Company has an option to early redeem the CN at early redemption amount which equals to an amount which gives rise to 12% internal rate of return (“IRR”) to the holder of the CN, the option hereby referred as the Issuer’s Call Option.

The CN is convertible into Clearing House Electronic Subregister System (“CHES”) Depository Interests (“CDIs”) of the Company at the discretion of the holders at anytime between 18 months after the date of issue of the CN and their maturity date on 19 November 2021. The CN can be converted at a conversion price that equals to 10% discount to the five-day simple average closing price of the Company’s CDIs in ASX prior to the date of conversion (excluding the conversion day) and subject to a limit of 17,362,642 CDIs. The conversion option is hereby referred as the Holders’ Conversion Option.

The CN will be redeemed if not redeemed or converted prior to their maturity date. The CN cannot be redeemed early unless upon the occurrence of one of the following events:

- Audited net profit after tax of the Group is less than RMB20 million for any year of the four years’ period of the CN; or
- The Company’s Co-Chairman, Mr. Ai, or Chief Executive Officer, Mr. Liu Cheng, is no longer a director or an employee of the Company.
- In the circumstances above, the CN can be redeemed early at the discretion of the holders at Early Redemption Amount. The redemption option above is hereby referred as the Holders’ Put Option.

On initial recognition, the fair value of the liability component, included in the CN, was calculated using a market interest rate of 12.12% for an equivalent non-convertible note. The residual amount of the fair value of the proceeds received, representing the fair value of the derivative components including the Issuer’s Call Option, the Holders’ Conversion and Put Option are included as derivative financial instruments measured at fair value in current assets and current liabilities respectively.

27. CONVERTIBLE NOTE (CONTINUED)

The liability component is classified as liabilities carried at amortised cost using the effective interest method. The derivative components are measured at fair value using the Monte Carlo Simulation Model method. The fair value changes were recognised in profit or loss. The movement of the derivative component are set out as follows:

	2021 RMB	2020 RMB
Liability component		
1 January	32,437,927	32,781,619
Interest charges	3,564,639	4,501,241
Interest paid	(2,605,581)	(2,775,202)
Principal repayment after maturity	(994,910)	-
Exchange differences	(1,046,103)	(2,069,731)
31 December	31,355,972	32,437,927
Fair value of embedded derivative component in respect of the call option - financial assets		
1 January	(2,616,139)	(9,733,410)
Changes in fair value	830,129	6,913,187
Exchange differences	14,386	204,084
Derecognition upon maturity of the CN	1,771,624	-
31 December	-	(2,616,139)
Fair value of embedded derivative component in respect of the conversion and put option - financial liabilities		
1 January	4,469,311	14,281,539
Changes in fair value	(1,339,862)	(9,476,924)
Exchange differences	(105,107)	(335,304)
Derecognition upon maturity of the CN	(3,024,342)	-
31 December	-	4,469,311
	2021	2020
Time to maturity	N/A	0.89 years
Share price	N/A	HK\$1.79
HK\$/A\$ exchange rate	N/A	5.976
Conversion price (floating)	N/A	HK\$1.61
Spread	N/A	7.20%
Expected share price volatility	N/A	55%
Risk-free rate	N/A	2.69%
Discount rate	N/A	9.89%

27. CONVERTIBLE NOTE (CONTINUED)

The CN has been matured on 19 November 2021 and the derivative components in respect of the CN have been derecognised and charged to profit or loss as no options were taken up by both parties. The Group has not redeemed the principal on their maturity, therefore, the CN carries default interest rate of 15% per annum due to the default of repayment. As at 31 December 2021, the outstanding amount of CN, including default interest, was HK\$38.45 million (equivalent to RMB31.4 million).

Currently, the Group is in the process of negotiating repayment plans with Huarong in good faith and the directors are unaware of any intention by Huarong to take legal action to enforce the Company's obligation to repay the principals and related default interest of the CN.

Subsequent to the financial reporting date and up to date of this report, the Group has made settlement of HK\$9.79 million.

28. CONTINGENT CONSIDERATION LIABILITY

	2021 RMB	2020 RMB
Contingent consideration at beginning of the year	1,692,299	1,607,522
Change in fair value	164,404	35,762
Exchange differences	(146,980)	49,015
At the end of the year	1,709,723	1,692,299
Analysed as:		
- Current	1,709,723	-
- Non-current	-	1,692,299
	1,709,723	1,692,299

During the year ended 31 December 2019, the Group acquired of 51% equity interests in Aushen from an independent third party, Suns Group Corporation Pty Ltd ("Suns Group"). The acquisition includes a contingent consideration payable by the Group to Suns Group.

The Group is expected to pay additional consideration up to A\$408,000 (equivalent to approximately RMB1,884,000) on year 2022 depending upon the growth rate of the net profit after tax of Aushen for the years ended 30 June 2020, 2021 and 2022.

The contingent consideration liability is measured at fair value and details of fair value measurements are set out in note 39.

29. SHARE CAPITAL

	Number of shares	RMB
Issued and fully paid ordinary shares		
As at 1 January 2020, 31 December 2020, 1 January 2021 and 31 December 2021	232,912,633	145,978,410

The holders of ordinary shares are entitled to receive dividends as and when declared by the Company. All ordinary shares carry one vote per share without restrictions. The ordinary shares have no par value.

30. RESERVES

30.1 Merger reserve

Merger reserve represents the difference between the share capital of the Company issued as consideration and the aggregate net assets value of the companies, now comprising the Group, transferred in the group restructuring.

30.2 Statutory reserve

In accordance with the Company Law of the PRC, each of the subsidiaries of the Company that was registered in the PRC is required to appropriate 10% of the annual statutory profit after tax (after offsetting any prior years' losses), determined in accordance with the PRC Generally Accepted Accounting Principles, to the statutory reserve until the balance of the reserve funds reaches 50% of the entity's registered capital. The statutory reserve can be utilised to offset prior years' losses or to increase capital, provided the remaining balance of the statutory reserve is not less than 25% of the registered capital.

30.3 Translation reserve

The translation reserve has been set up and is dealt with in accordance with the accounting policy for foreign currency translation as stated in note 2.4.

31. RECONCILIATION OF LIABILITIES ARISING FROM FINANCING ACTIVITIES

(a) Reconciliation of liabilities arising from financing activities

The table below set out the reconciliation of liabilities arising from financing activities, including cash and non-cash changes for the years ended 31 December 2021 and 2020.

	Issuance of shares by a subsidiary to non-controlling interest of a subsidiary	Amounts due to related parties (note) RMB	Lease liabilities (current and non-current) RMB	Borrowings (current and non-current) RMB	Convertible note RMB	Other payables RMB	Total RMB
1 January 2021	-	578,588	30,128,264	59,427,492	32,437,927	13,000,000	135,572,271
Cash flows:							
Proceeds	-	12,961,751	-	54,800,000	-	4,319,921	72,081,672
Repayments	-	(571,681)	-	(43,654,680)	(994,910)	-	(45,221,271)
Issuance of shares	12,646,420	-	-	-	-	-	12,646,420
Interest expense paid	-	-	-	(2,432,037)	(2,605,581)	-	(5,037,618)
Capital element of lease rentals paid	-	-	(3,677,835)	-	-	-	(3,677,835)
Interest element of lease rentals paid	-	-	(756,666)	-	-	-	(756,666)
Non-cash:							
Transfer to deposit for investment fund	-	-	-	(5,710,412)	-	5,710,412	-
Rental expenses accrued	-	-	(596,622)	-	-	-	(596,622)
Interest expenses accrued	-	-	756,666	2,628,879	3,564,639	775,161	7,725,345
Termination of lease	-	-	(20,820,603)	-	-	-	(20,820,603)
Reclassified as held for sale	-	(3,499,355)	(2,886,890)	-	-	(13,000,000)	(19,386,245)
Exchange adjustments	-	(154,564)	(958,663)	(817,103)	(1,046,103)	(832,379)	(3,808,812)
31 December 2021	12,646,420	9,314,739	1,187,651	64,242,139	31,355,972	9,973,115	128,720,036

Note:

Amounts due to related parties include amount due to a related company and amount due to a director.

31. RECONCILIATION OF LIABILITIES ARISING FROM FINANCING ACTIVITIES (CONTINUED)

(a) Reconciliation of liabilities arising from financing activities (Continued)

	Amounts due to related parties (note) RMB	Lease liabilities (current and non- current) RMB	Borrowings (current and non- current) RMB	Convertible note RMB	Total RMB
1 January 2020	5,974	41,604,079	17,873,179	32,781,619	92,264,851
Cash flows:					
Proceeds	1,213,953	-	54,396,292	-	55,610,245
Repayments	(672,458)	-	(12,900,000)	(2,775,202)	(16,347,660)
Interest expense paid	-	-	(1,378,224)	-	(1,378,224)
Capital element of lease rentals paid	-	(4,406,157)	-	-	(4,406,157)
Interest element of lease rentals paid	-	(495,377)	-	-	(495,377)
Non-cash:					
Additions	-	2,109,578	-	-	2,109,578
Transfer to payable upon termination of lease	-	(1,173,174)	-	-	(1,173,174)
Interest expenses accrued	-	1,255,856	1,378,224	4,501,241	7,135,321
Covid-19-related rent concessions	-	(1,005,598)	-	-	(1,005,598)
Termination of lease	-	(2,022,390)	-	-	(2,022,390)
Modification	-	(6,462,573)	-	-	(6,462,573)
Exchange adjustments	31,119	724,020	58,021	(2,069,731)	(1,256,571)
31 December 2020	578,588	30,128,264	59,427,492	32,437,927	122,572,271

Note:

Amounts due to related parties include amount due to a related company and amount due to a non-controlling shareholder of a subsidiary.

(b) Significant non-cash transaction

Other than the non-cash changes shown in reconciliation of liabilities arising from financing activities above, the Group entered into the following non-cash transactions in investing and financing activities which are not reflected in the consolidated financial statements of cash flows:

	2021 RMB	2020 RMB
Derecognition of deposit paid upon the completion of the acquisition of Shanghai Pantosoft	-	(73,700,000)
Purchase consideration settled in shares (note 37(b))	1,752,693	-
Changes in right-of-use assets arising from:		
- Entering into new leases	-	2,109,578
- Termination of leases	(17,334,827)	(1,823,597)
- Lease modifications	-	(6,022,128)

32. RELATED PARTY TRANSACTIONS

In addition to the related party information disclosed elsewhere in the consolidated financial statements, the following significant transactions between the Group and related parties took place at terms agreed between the parties during the financial year are as follows:

Name of related parties	Nature of transactions	2021 RMB	2020 RMB
Related companies			
Shanghai Retech IT (note (a))	Services income recharged	24,296,081	26,000,323
	Other income received	-	26,633
	Cost of service recharged	13,921,569	8,519,136
Jiangsu Industry Park (note (b))	Interest income received	4,607,283	4,637,290
Retech Digital Media Co., Ltd. (note (c))	Property management income	-	1,024,997
	Provision of education management system solutions and related services	-	846,226
Jiangsu Ruixin Aiyu (note (d))	Disposal of interest in a subsidiary	480	-
Hexon Consulting Limited (note (e))	Property management income	-	589,923

Notes:

- (a) Pursuant to service agreement signed between the Company and a related company, Shanghai Retech IT ("the Service Agreement"), Shanghai Retech IT has appointed the Company as its exclusive service provider for technical, consulting and other services from 1 July 2017 to 30 August 2026. Under the terms of the Service Agreement, the services provided by the Company will be charged at a fee equal to 100% of the revenue received by Shanghai Retech IT. Costs and operating expenses will be recharged on a reimbursement basis. The relationship with Shanghai Retech IT is described in note 20(a) to the consolidated financial statements.
- (b) The transaction was enacted with Jiangsu Industry Park of which relationship with the Company is described in note 21 to the consolidated financial statements.
- (c) The relationship with Shanghai Retech IT is described in note 20(a) to the consolidated financial statements.
- (d) As disclosed in note 36(a), the Group sold its wholly owned subsidiary, Ai Chinese at consideration of A\$100 (equivalent approximately to RMB480) to a related company, Jiangsu Ruixin Aiyu on 15 June 2021.
- (e) The transaction was enacted with Hexon Consulting Limited of which relationship with the Company is described in note 20(b) to the consolidated financial statements.

Compensation of key management personnel

The key management personnel of the Group consist only certain directors of the Company and directors of its subsidiaries. Compensation to these directors is disclosed in note 10.

33. COMMITMENT AND CONTINGENCIES

The Group does not have any significant commitment or contingencies at 31 December 2021 and 2020.

34. CONTINGENT LIABILITIES AND ASSETS

Except for the details of potential tax liabilities with respect to the potential penalty arising from the late filing of tax returns for reporting the PRC Enterprise Income Tax to the PRC tax authority as disclosed in note 11(v) to the consolidated financial statements, the Group has no other contingent assets or contingent liabilities required to be recognised or disclosed in the financial statements as at 31 December 2021 and 2020.

35. SHARE BASED EMPLOYEE COMPENSATION

In prior year, the Board approved a share-based payment scheme for its employee remunerations called Retech Incentive Plan (the “Plan”). The Plan allows eligible employees to be granted options and CDIs. The Group will award options or CDIs to certain key employees of the Group as part of the reward for their past and future service provided to the Group.

The Plan allows eligible employees to be granted CDIs under a free grant. The participant will be entitled to receive an allocation of CDIs with or without consideration and specified in the offer letter. Options represents each option granted under the Plan to eligible employees for and be allotted one CDI. The exercise price payable of an option is for acquiring the underlying CDIs and predetermined at grant date. To be eligible, the participants of the Plan are required to be employed until the issuance of the options or CDIs.

The Group recognised share-based employee compensation on the following manner:

- (a) CDIs – recognised over the period when the services are received; and
- (b) Options with vesting period – recognised over a straight-line basis over the vesting period with corresponding increase in employee compensation reserve.

The fair value of options with vesting period and CDIs are determined based on the fair value of the Company’s share on grant date. All share-based employee compensation will be settled in equity. The Group has no legal or constructive obligation to repurchase or settle the options other than by issuing the Company’s CDIs.

During the years ended 31 December 2021 and 2020, there are no grant and exercise of both CDIs and options of underlying CDIs.

No options with vesting period or CDIs are outstanding at reporting date.

36. BUSINESS COMBINATION

(a) Disposal of a subsidiary

On 15 June 2021, the Group entered into a sale agreement with Jiangsu Ruixin Aiyu, a related company of the Group, to dispose of its 100% equity interest in Ai Chinese Pty Ltd. (“Ai Chinese”) at a consideration of A\$100 (equivalent approximately to RMB480). The net liabilities of Ai Chinese at the date of disposal were as follows:

Analysis of assets and liabilities over which control was lost

	2021 RMB
Cash and bank balance	167,256
Other payables	(62,083)
Net assets disposed of	105,173

Loss on disposal of a subsidiary

	2021 RMB
Consideration received	480
Net assets disposal of	(105,173)
Cumulative exchange differences in respect of the net assets of the subsidiary reclassified from equity to profit or loss on loss of control of the subsidiary	12,078
Loss on disposal of a subsidiary	(92,615)

Net cash flows on disposal of a subsidiary

	2021 RMB
Consideration received	480
Cash and bank balances at disposal date	(167,256)
Net cash outflows upon disposal	(166,776)

36. BUSINESS COMBINATION (CONTINUED)

(b) Acquisition of English Wonderkid Limited and its subsidiaries

During the year ended 31 December 2021, the Group completed an acquisition of 100% equity interests in English Wonderkid Limited and its subsidiaries (collectively called “English Wonderkid Group”) from an independent third party through issuance of shares of Ai English Pty Ltd to previous owners of English Wonderkid Group. English Wonderkid Group did not operate any business prior to the acquisition and only had other receivables, cash at banks and on hand, amount due from a related company and other payables. Therefore, the Group considered this would be an acquisition of assets in substance and the difference between the purchase consideration paid, and the net assets acquired would be recognised as [payment of future services to be provided to the Group].

	Principal activities	Date of acquisition	Proportion of interest acquired %
English Wonderkid	Investment holding	20 August 2021	100.00
English Wonderkid HK*	Investment holding	20 August 2021	100.00
Beijing Wonderkid*	Provision of educational software development services	20 August 2021	100.00

* English Wonderkid HK and Beijing Wonderkid are wholly-owned subsidiaries of English Wonderkid.

The purchase considerations of the transaction was determined by reference to the fair value of the net assets acquired. Details of the aggregate fair values of the identifiable assets and liabilities of English Wonderkid Group as at the date of acquisition are as follows:

	Recognised assets and liabilities on acquisition RMB
Other receivables and prepayment	1,398,404
Amount due from a related company	3,672,533
Cash and cash equivalents	546,792
Other payables	(17,062)
Net assets acquired	5,600,667
Total purchase consideration:	
- Settled in shares of Ai English Pty Ltd. during the year	1,752,693
- Payable upon completion of the transition period	3,847,974
	5,600,667
Fund transfer to Ai English Pty Ltd. prior to completion of the transaction, represented by amount due from a related company in the subsidiaries acquired	
Cash at banks in subsidiaries acquired	3,672,533
Cash inflow on acquisition of subsidiaries	546,792
	4,219,325

36. BUSINESS COMBINATION (CONTINUED)

(c) Acquisition of Pantosoftware

On 22 January 2020, the Group signed a Sale and Purchase Agreement (“SPA”) to acquire 80% of the issued share capital of Shanghai Pantosoftware by way of an acquisition of the holding company, Pantosoftware International Limited. This SPA was subsequently revised on 30 September 2020 to a direct acquisition of 80% of the issued share capital of Shanghai Pantosoftware.

In addition, pursuant to supplementary agreement signed between the Group and the seller, the consideration of RMB76,000,000, which was subsequently revised to RMB73,700,000.

	Principal activities	Date of acquisition	Proportion of interest acquired %	Consideration transferred RMB
Shanghai Pantosoftware	Provision of education management solutions and related services	7 October 2020	80.00	73,700,000

During the year ended 31 December 2020, the Group completed the acquisition of Shanghai Pantosoftware. Shanghai Pantosoftware provides digital solution via self-developed software systems to support education management to secondary and vocational schools in the PRC.

Assets acquired and liabilities recognised at the date of acquisition

	Consideration transferred RMB
Property, plant and equipment	163,784
Intangible assets	20,315,197
Cash and bank balance	168,152
Trade and other receivables	8,290,342
Contract assets	2,419,233
Trade and other payables	(10,753,100)
Deferred tax liabilities	(3,047,280)
	17,556,328

Goodwill arising on acquisition

	2020 RMB
Consideration transferred	73,700,000
Non-controlling interest	3,511,266
Fair value of identifiable net assets acquired	(17,556,328)
	59,654,938

36. BUSINESS COMBINATION (CONTINUED)

(c) Acquisition of Pantosoft (Continued)

Non-controlling interests

The non-controlling interests (20%) in Shanghai Pantosoft recognised at the acquisition date was measured by reference to the proportionate share of the recognised amounts of the acquiree's identifiable net assets.

Goodwill arose in the acquisition of Shanghai Pantosoft as the cost of the combination included a control premium. In addition, the consideration paid for the combination effectively included amounts in relation to the benefit of expected synergies, revenue growth, future market development and the assembled workforce of Shanghai Pantosoft. These benefits are not recognised separately from goodwill because they do not meet the recognition criteria for identifiable intangible assets.

No goodwill arising from this acquisition is deductible for tax purposes.

Net cash outflow on acquisition of subsidiaries

	Total RMB
Deposit paid in November 2019	73,700,000
Cash and cash equivalent acquired	(168,152)
Net cash outflow to the Group	73,531,848

The net cash inflow for the year ended 31 December 2020 is RMB168,152 after netting-off with the deposit paid for the acquisition in prior year.

Shanghai Pantosoft contributed revenue of RMB10,247,512 and net profit of RMB3,884,578 to the Group for the period of acquisition date to 31 December 2020. Had Shanghai Pantosoft been consolidated from 1 January 2020, the Group would show an increase in pro-forma revenue by RMB6,483,507 and increase in proforma profit by RMB3,285,873. This pro-forma information is for illustrative purposes only and is not necessarily an indication of revenue and results of operations of the Group that actually would have been achieved had the acquisition been completed on 1 January 2020, nor is it intended to be a projection of future results.

37. ASSETS/ LIABILITIES HELD FOR SALE

On 30 November 2021, the Group had committed to a plan to dispose off part of its equity interest in Ai English Pty Ltd. and its subsidiaries (“Ai English Group”) and currently negotiating potential sale with its non-controlling interests of Ai English Group.

The Group classified the above transaction as assets held for sale in accordance with HKFRS 5 “Non-current Assets Held for Sale and Discontinued Operations”. The adjusted aggregate balances of the assets and liabilities of Ai English Group have been presented in the Group’s consolidated statement of financial position as assets classified as held for sale and liabilities classified as held for sale respectively. As at 31 December 2021, the carrying amount of the assets and liabilities held for sale are as follows:

	2021 RMB
Plant and equipment	5,658,150
Intangible assets	15,645,858
Inventories	1,576,662
Trade and other receivables	13,404,145
Contract assets	8,665,193
Amounts due from related companies	489,396
Cash and cash equivalents	95,031
Assets classified as held for sale	45,534,435
Current liabilities	
Trade and other payables	(22,016,123)
Contract liabilities	(1,745,307)
Amount due to related companies	(798,459)
Amounts due to directors	(2,700,896)
Lease liabilities	(2,886,890)
Non-current payable	(3,817,154)
Liabilities directly associated with assets classified as held for sale	(33,964,829)

38. FINANCIAL RISK MANAGEMENT

The Group is exposed to financial risks arising from its operations and the use of financial instruments. The key financial risks include market risk (including foreign currency risk and interest rate risk), credit risk and liquidity risk. The board of directors reviews and agrees policies and procedures for the management of these risks, which are executed by the directors.

There has been no change to the types of the Group's exposure in respect of financial instruments or the manner in which it manages and measures the risks.

The following sections provide details regarding the Group's exposure to the above-mentioned financial risks and the objectives, policies and processes for the management of these risk.

38.1 Categories of financial assets and liabilities

	2021 RMB	2020 RMB
Financial assets		
<i>Financial assets measured at amortised cost:</i>		
Trade and other receivables	99,609,031	51,088,287
Amounts due from related companies	13,284,341	8,629,001
Loan to a related company	22,193,292	31,748,709
Cash and cash equivalents	223,086,397	205,816,383
	358,173,061	297,282,380
<i>Financial assets measured at FVTPL:</i>		
Derivative financial instruments	-	2,616,139
	358,173,061	299,898,519
Financial liabilities		
<i>Financial liabilities measured at amortised cost:</i>		
Trade and other payables	39,887,033	39,594,173
Amount due to a related company	9,314,739	-
Amount due to a director	-	578,588
Lease liabilities (current and non-current)	1,187,651	30,128,264
Borrowings (current and non-current)	64,242,139	59,427,492
Convertible note	31,355,972	32,437,927
	145,987,534	162,166,444
<i>Financial liabilities measured at FVTPL:</i>		
Derivative financial instruments	-	4,469,311
Contingent consideration liability	1,709,723	1,692,299
	1,709,723	6,161,610
	147,697,257	168,328,054

38. FINANCIAL RISK MANAGEMENT (CONTINUED)

38.2 Foreign currency risk

Foreign currency risk refers to the risk that the fair value or future cash flows of a financial instrument will fluctuate because of changes in foreign exchange rates. The Group's exposures to currency risk mainly arise from the Group's funding activities in Hong Kong and Australia which are primarily denominated in HK\$, A\$ and United States dollar ("US\$"). These are not the functional currency of the Group's entities to which these transactions relate. The management monitors foreign currency exposure and will consider hedging significant foreign currency exposure should the need arise.

Foreign currency denominated financial assets and liabilities, translated into RMB at the closing rates, are as follows:

	A\$	HK\$	US\$
At 31 December 2021			
Cash and cash equivalents	29,216	2,137,327	20,016
Trade and other payable	(9,973,115)	-	-
Contingent consideration liability	(1,709,723)	-	-
Borrowings	(9,442,139)	-	-
Convertible note	-	(31,355,972)	-
Gross exposure arising from recognised financial assets and liabilities	(21,095,761)	(29,218,645)	20,016
	A\$	HK\$	US\$
At 31 December 2020			
Amount due to a director	(578,588)	-	-
Derivative financial instruments (assets)	-	2,616,139	-
Cash and cash equivalents	560,319	1,551	2,998
Derivative financial instruments (liabilities)	-	(4,469,311)	-
Contingent consideration liability	(1,692,299)	-	-
Borrowings	(5,710,412)	-	-
Convertible note	-	(32,437,927)	-
Gross exposure arising from recognised financial assets and liabilities	(7,420,980)	(34,289,548)	2,998

38. FINANCIAL RISK MANAGEMENT (CONTINUED)

38.2 Foreign currency risk (Continued)

The following table illustrates the sensitivity of the Group's profit after income tax for the year and equity as at 31 December 2021 and 2020 in regards to an appreciation in the functional currency of respective entities in the Group against foreign currencies above. The sensitivity rate is the rate used when reporting foreign currency risk internally to key management personnel and represents management's best assessment of the possible change in foreign exchange rate.

Currencies	A\$	2021 HK\$	US\$	A\$	2020 HK\$	US\$
Sensitivity rate	5%	5%	5%	5%	5%	5%
Increase/(Decrease) in profit after income tax	(486,539)	(1,219,878)	836	(306,644)	(1,431,589)	125
Increase/(Decrease) in equity	(486,539)	(1,219,878)	836	(306,644)	(1,431,589)	125

38.3 Interest rate risk

Interest rate risk relates to the risk that the fair value or cash flows of a financial instrument will fluctuate because of changes in the market interest rates. The Group's fair value interest rate risk arises primarily from loan to a related company, borrowings, lease liabilities and convertible note. The Group's loan to a related company, lease liabilities, borrowings and convertible note are at fixed rates. Therefore, the Group does not have significant exposure to cash flow interest rate risk at the reporting date.

38.4 Credit risk

Credit risk refers to the risk that the counterparty to a financial instrument would fail to discharge its obligation under the terms of the financial instrument and cause a financial loss to the Group. The Group's exposures to credit risk mainly arise from granting credit to customers and related parties in the ordinary course of its operations and from its investing activities.

The Group's maximum exposures to credit risk on recognised financial assets are limited to the carrying amount as at 31 December 2021 and 2020 as summarised in note 38.1.

38. FINANCIAL RISK MANAGEMENT (CONTINUED)

38.4 Credit risk (Continued)

(i) Trade receivables and contract assets

In addition, as set out in note 2.10, the Group assesses ECL under HKFRS 9 on trade receivables and contract assets based on provision matrix, the expected loss rates are based on the payment profile for sales in the past 24 months as well as the corresponding historical credit losses during that period. The historical rates are adjusted to reflect current and forward looking macroeconomic factors affecting the customer's ability to settle the amount outstanding. At each reporting date, the historical default rates are updated and changes in the forward-looking estimates are analysed. However, given the short period exposed to credit risk, the impact of these macroeconomic factors has not been considered significant within the reporting period.

Trade receivables and contract assets are written off (i.e. derecognised) when there is no reasonable expectation of recovery. Failure to make payments within credit terms and failure to engage with the Group on alternative payment arrangement amongst other is considered indicators of no reasonable expectation of recovery.

The Group's concentration of credit risk by geographical locations is mainly in PRC, which accounted for 99.78 % (2020: 99.45%) of the total trade receivables as at 31 December 2021.

On the above basis, the ECL allowance for trade receivables as at 31 December 2021 and 2020 was determined as follows:

	Current RMB	1-90 days past due RMB	91-180 days past dues RMB	181-365 days past due RMB	More than 365 days past due RMB	More than 720 days past due RMB	Total RMB
31 December 2021							
ECL rate	2.07%	4.68%	6.05%	12.16%	29.85%	53.70%	
Gross carrying amount - trade receivables	28,772,911	19,662,174	10,707,150	13,792,160	9,689,654	2,235,000	84,859,049
Lifetime ECL	594,976	919,745	647,629	1,677,283	2,892,523	1,200,195	7,932,351
31 December 2020							
ECL rate	1.33%	4.57%	5.59%	10.68%	30.85%	54.00%	
Gross carrying amount - trade receivables	17,086,703	11,680,665	4,081,670	6,770,105	5,450,000	505,551	45,574,694
Lifetime ECL	205,292	534,100	228,049	722,826	1,681,462	272,998	3,644,727

38. FINANCIAL RISK MANAGEMENT (CONTINUED)

38.4 Credit risk (Continued)

(i) Trade receivables and contract assets (Continued)

On the above basis, the ECL for contract assets as at 31 December 2021 and 2020 was determined as follows:

	1-6 months RMB	6-12 months RMB	12 -24 months RMB	More than 24 months RMB	Total RMB
31 December 2021					
ECL rate	4.26%	12.16%	29.85%	53.70%	
Gross carrying amount – contract assets	21,349,434	35,597,561	15,113,891	1,846,635	73,907,521
Lifetime ECL	910,491	4,329,066	4,511,748	991,643	10,742,948
31 December 2020					
ECL rate	3.93%	10.68%	30.85%	54.00%	
Gross carrying amount – contract assets	66,904,908	21,722,076	1,152,019	1,152,697	90,931,700
Lifetime ECL	2,628,118	2,319,210	355,426	622,456	5,925,210

(ii) Other financial assets at amortised cost

Other financial assets at amortised cost include other receivables, amounts due from related parties (including non-controlling shareholders, a non-controlling shareholder of a subsidiary and related companies), loan to a related company, and cash and cash equivalents. In order to minimise the credit risk of other receivables, the management would make periodic collective and individual assessment on the recoverability of other receivables based on historical settlement records and past experience as well as current external information. Other monitoring procedures are in place to ensure that follow-up action is taken to recover overdue debts. In these regards, the credit risk of other receivables is considered to be low.

As detailed in note 20(a) and 21, in view of the financial undertakings given by Mr. Ai and Jiangsu Industry Park and the current financial condition of Jiangsu Industry Park, the directors are of the opinion that the credit risk of the amounts due from Retech Digital Media Co., Ltd and Shanghai Retech IT (note 20(a)) and loan to Jiangsu Industry Park (note 21) is insignificant and the balances are fully recoverable.

Cash and cash equivalents are placed at financial institutions that have sound credit rating and the Group considers the credit risk to be insignificant.

38. FINANCIAL RISK MANAGEMENT (CONTINUED)

38.4 Credit risk (Continued)

(ii) Other financial assets at amortised cost (Continued)

Besides, management is of opinion that there is no significant increase in credit risk on these financial assets since initial recognition as the risk of default is low after considering the factors as set out in note 2.10 and, thus, ECL recognised is based on 12-month ECL allowance and the impact of ECL allowance is insignificant.

38.5 Liquidity risk

Liquidity risk is the risk that the Group will encounter difficulties in meeting financial obligations due to shortage of funds. The Group's exposure to liquidity risk arises primarily from mismatches of the maturities of financial assets and liabilities. The Group's objective is to maintain a balance between continuity of funding and flexibility through the use of stand-by credit facilities. The Group's operations are financed mainly through equity. The directors are satisfied that funds are available to finance the operations of the Group.

Analysis of financial instruments by remaining contractual maturities

The table below summaries the maturity profile of the Group's financial assets and liabilities at the reporting date based on contractual undiscounted repayment obligations.

	Within 1 year or on demand RMB	Over 1 year but within 5 years RMB	Total undiscounted amount RMB	Carrying amount RMB
As at 31 December 2021				
<u>Non-derivative financial liabilities</u>				
Trade and other payables	39,887,033	-	39,887,033	39,887,033
Amounts due to a related company	9,314,739	-	9,314,739	9,314,739
Borrowings	61,817,938	4,689,477	66,507,415	64,242,139
Lease liabilities	737,928	502,419	1,240,347	1,187,651
Convertible note	33,666,592	-	33,666,592	31,355,972
	145,424,230	5,191,896	150,616,126	145,987,534
As at 31 December 2020				
<u>Non-derivative financial liabilities</u>				
Trade and other payables	39,594,173	-	39,594,173	39,594,173
Amounts due to a director	578,588	-	578,588	578,588
Borrowings	49,825,517	10,062,400	59,887,917	59,427,492
Lease liabilities	9,522,932	22,972,533	32,495,465	30,128,264
Convertible note	34,816,708	-	34,816,708	32,437,927
	134,337,918	33,034,933	167,372,851	162,166,444

39. FAIR VALUE MEASUREMENTS OF FINANCIAL INSTRUMENTS

(a) Fair value hierarchy

Financial assets and liabilities measured at fair value in the consolidated statement of financial position are grouped into three levels of a fair value hierarchy. The three levels are defined based on the observability and significance of inputs to the measurements, as follows:

- Level 1: quoted prices (unadjusted) in active markets for identical assets and liabilities.
- Level 2: inputs other than quoted prices included within Level 1 that are observable for the asset or liability, either directly or indirectly, and not using significant unobservable inputs.
- Level 3: significant unobservable inputs for the asset or liability.

The level in the fair value hierarchy within which the financial asset or liability is categorised in its entirety is based on the lowest level of input that is significant to the fair value measurement.

The financial assets and liabilities measured at fair value in the consolidated statement of financial position on a recurring basis are grouped into the fair value hierarchy as follows:

	Level 1 RMB	Level 2 RMB	Level 3 RMB	Total RMB
As at 31 December 2021				
Contingent consideration liability (i)	-	-	(1,709,723)	(1,709,723)
Net fair value	-	-	(1,709,723)	(1,709,723)
As at 31 December 2020				
Financial assets				
Derivative financial instruments (ii)	-	-	2,616,139	2,616,139
Financial liabilities				
Derivative financial instruments (ii)	-	-	(4,469,311)	(4,469,311)
Contingent consideration liability (i)	-	-	(1,692,299)	(1,692,299)
	-	-	(6,161,610)	(6,161,610)
Net fair value	-	-	(3,545,471)	(3,545,471)

There were no transfers between Level 1 and Level 2 of the fair value hierarchy during the years ended 31 December 2021 and 2020.

- The fair value of contingent consideration liability is based on the probability-weighted estimated of Aushen's performance between FY2021 to FY2022.
- The fair values of the derivative financial instruments in 2020 are based on a valuation performed by an independent professional valuer; and

39. FAIR VALUE MEASUREMENTS OF FINANCIAL INSTRUMENTS (CONTINUED)

(a) Fair value hierarchy (Continued)

The fair values of the derivative financial instruments are based on a valuation performed by an independent professional valuer as at 31 December 2021 and 2020. The methods and valuation techniques used for the purpose of measuring fair values categorised in Level 3 are described below.

(b) Information about Level 3 fair value measurements

	Valuation technique	Significant unobservable inputs	Sensitivity relationship of unobservable inputs to fair value
Financial assets			
Issuer's Call Option	Monte Carlo Simulation Model method and discounted cash flow method	Discount rate: N/A (2020: 9.89%) Volatility: N/A (2020: 55%)	The higher the discount rate, the lower the fair value, and vice versa. The higher of the volatility, the higher of the fair value, and vice versa.
Financial liabilities			
Holder's Conversion and Put Option	Monte Carlo Simulation Model method and discounted cash flow method	Discount rate: N/A (2020: 9.89%) Volatility: N/A (2020: 55%)	The higher the discount rate, the lower the fair value, and vice versa. The higher of the volatility, the higher of the fair value, and vice versa.
Contingent consideration liability	Discounted cash flow method and probability-weighted estimated	Discount rate: 5% (2020: 5%) Probability: 95% (2020: 91%)	The higher the discount rate, the lower the fair value, and vice versa. The higher the probability-weighted estimate, the higher of the fair value, and vice versa.

39. FAIR VALUE MEASUREMENTS OF FINANCIAL INSTRUMENTS (CONTINUED)

(b) Information about Level 3 fair value measurements (Continued)

The reconciliation of the carrying amounts of the Group's financial instruments classified within Level 3 of the fair value hierarchy is as follows:

	Issuer's Call Option RMB	Holder's Conversion and Put Options RMB	Contingent consideration liability RMB	Total RMB
At 1 January 2020	9,733,410	(14,281,539)	(1,607,522)	(6,155,651)
Fair value (loss)/gain recognised in profit or loss	(6,913,187)	9,476,924	(35,762)	2,527,975
Exchange gain/(loss) recognised in profit or loss	(204,084)	335,304	(49,015)	82,205
At 31 December 2020 and 1 January 2021	2,616,139	(4,469,311)	(1,692,299)	(3,545,471)
Fair value (loss)/gain recognised in profit or loss	(830,129)	1,339,862	(164,404)	345,329
Exchange (loss)/gain recognised in profit or loss	(14,386)	105,107	146,980	237,701
Derecognised upon maturity of the Note	(1,771,624)	3,024,342	-	1,252,718
At 31 December 2021	-	-	(1,709,723)	(1,709,723)

Other than those disclosed in notes 27 and 28, the Group considers the carrying amounts of financial assets and financial liabilities recognised in the consolidated statement of financial position approximate to their fair values.

40. CAPITAL MANAGEMENT


The primary objective of the Group's capital management is to ensure that it maintains a strong credit rating and net current asset position in order to support its business and maximise shareholder value. The capital structure of the Group comprises issued share capital and retained profits.

The Group manages its capital structure and makes adjustments to it, in light of changes in economic conditions. To maintain or adjust the capital structure, the Group may adjust the dividend payment to shareholders, return capital to shareholders or issue new shares. No changes were made in the objectives, policies or processes during the financial year ended 31 December 2021. The Group is not subject to any externally imposed capital requirements.

For personal use only

41. STATEMENT OF FINANCIAL POSITION OF THE COMPANY

	Notes	2021 RMB	2020 RMB
ASSETS AND LIABILITIES			
Non-current asset			
Interest in a subsidiary	23	13,394,380	13,394,380
Current assets			
Prepayments		105,582	-
Loan to a subsidiary		32,109,245	14,540,425
Amounts due from subsidiaries		89,128,331	109,245,038
Amounts due from related companies		969,861	969,861
Dividend receivables		39,390,000	39,390,000
Derivative financial instruments		-	2,616,139
Cash and cash equivalents		2,186,721	2,832,282
		163,889,740	169,593,745
Current liabilities			
Accruals and other payables		12,027,948	536,001
Amounts due to subsidiaries		67,660	17,700
Derivative financial instruments		-	4,469,311
Borrowings		-	5,710,412
Convertible note	27	31,355,972	32,437,927
		43,451,580	43,171,351
Net current assets		120,438,160	126,422,394
Total assets less current liabilities		133,832,540	139,816,774
Equity			
Share capital		145,978,410	145,978,410
Accumulated losses (note)		(12,145,870)	(6,161,636)
Total equity		133,832,540	139,816,774



Mr. Ai Shungang
Co-Chairman



Mr. [Name]
Co-Chairman

41. STATEMENT OF FINANCIAL POSITION OF THE COMPANY (CONTINUED)

Note:

The movement of the Company's accumulated losses is as follows:

	RMB
At 1 January 2020	3,829,768
Loss for the year	2,331,868
At 31 December 2020 and 1 January 2021	6,161,636
Loss for the year	5,984,234
At 31 December 2021	12,145,870

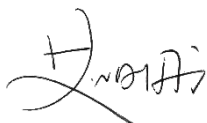
2. Directors' Declaration

In accordance with the resolution of the directors, the directors of Retech Technology Co., Limited declare that:

In the opinion of the Directors:

- a) The consolidated financial statements and the notes are in accordance with the Hong Kong Financial Reporting Standards as stated in note 2 to the consolidated financial statements, and give a true and fair view of the Group's consolidated financial position as at 31 December 2021 and of its consolidated performance and consolidated cash flows for the year ended on that date;
- b) The consolidated financial statements are also in compliance with the Hong Kong Companies Ordinance; and
- c) There are reasonable grounds to believe that the Company and the Group will be able to pay its debts as and when they become due and payable.

On behalf of



Mr. Ai Shungang
Co-Chairman



Mr. Calvin CHENG
Co-Chairman

31 March 2022



Grant Thornton
致同

Auditor's Independence Declaration

To the Directors of Retech Technology Co., Limited

As the auditor of Retech Technology Co., Limited and in relation to the audit for the year ended 31 December 2021, I declare that, to the best of my knowledge and belief, there have been no contraventions of the Code of Ethics for Professional Accountants issued by the Hong Kong Institute of Certified Public Accountants.

Grant Thornton Hong Kong Limited

Steve Ng
Partner

31 March 2022

Hong Kong



Grant Thornton
致同

Independent auditor's report

**To the members of Retech Technology Co., Limited
(incorporated in Hong Kong with limited liability)**

Opinion

We have audited the consolidated financial statements of Retech Technology Co., Limited (the "Company") and its subsidiaries (together, the "Group") set out on pages 12 to 99, which comprise the consolidated statement of financial position as at 31 December 2021, and the consolidated statement of profit or loss and other comprehensive income, the consolidated statement of changes in equity and the consolidated statement of cash flows for the year then ended, and notes to the consolidated financial statements, including a summary of significant accounting policies.

In our opinion, the consolidated financial statements give a true and fair view of the consolidated financial position of the Group as at 31 December 2021, and of its consolidated financial performance and its consolidated cash flows for the year then ended in accordance with Hong Kong Financial Reporting Standards ("HKFRSs") issued by the Hong Kong Institute of Certified Public Accountants ("HKICPA") and have been properly prepared in compliance with the Companies Ordinance.

Basis for Opinion

We conducted our audit in accordance with Hong Kong Standards on Auditing ("HKSAs") issued by the HKICPA. Our responsibilities under those standards are further described in the Auditor's Responsibilities for the Audit of the Consolidated Financial Statements section of our report. We are independent of the Group in accordance with the HKICPA's Code of Ethics for Professional Accountants (the "Code"), and we have fulfilled our other ethical responsibilities in accordance with the Code. We believe that the audit evidence we have obtained is sufficient and appropriate to provide a basis for our opinion.

Key Audit Matters

Key audit matters are those matters that, in our professional judgment, were of most significance in our audit of the consolidated financial statements of the current period. These matters were addressed in the context of our audit of the consolidated financial statements as a whole, and in forming our opinion thereon, and we do not provide a separate opinion on these matters.

<i>Key audit matter</i>	<i>How the matter was addressed in our audit</i>
<p>Revenue from rendering of e-learning solutions and related services</p> <p><i>Refer to notes 2.17 and 6 to the consolidated financial statements</i></p> <p>One of the revenue earned by the Group is from rendering of e-learning solutions and related services to customers. In the current year, revenue from rendering of e-learning solutions and related services of approximately RMB154,189,287 was recognised in profit or loss. Recognition of such revenue involves assessment of the stage of completion of contract works as well as the total outcome of each contract.</p> <p>Assessment of the stage of completion involves significant estimates and judgment over cost allocations, estimate of total costs, and progressive assessment of actual and final outcome of each contract.</p> <p>We have identified the revenue recognition from contracts with customers as a key audit matter considering significance of the amount and the extent of management's judgment exercised.</p>	<p>Our audit procedures in relation to the recognition of revenue from rendering of e-learning services included the following:</p> <ul style="list-style-type: none"> - understood the internal control and processes over the recognition of revenue from rendering of e-learning services from management; - reviewed the contract terms and conditions, including any terms of contingent or adjustable income, reimbursement of costs on a sample basis; - analysed cost allocation basis including staff cost and overheads; - compared the budgeted contract costs with the actual costs incurred to assess if there were any material differences on sample basis; - examined project documentation and discussed the status of those projects in progress with management, finance, and project managers of the Group on a sample basis; - reviewed and inquired project profit margin with project managers for any exception; and - inquired management's judgment of final outcome of each project.

Key Audit Matters (Continued)

<i>Key audit matter</i>	<i>How the matter was addressed in our audit</i>
<p>Recoverability of trade receivables and contract assets</p> <p><i>Refer to notes 2.10, 4, 18, 19 and 38.4 to the consolidated financial statements</i></p> <p>As at 31 December 2021, the Group's trade receivables and contract assets, net of expected credit loss ("ECL") allowance, (notes 18 and 19) were approximately RMB76,926,698 and RMB63,164,573 respectively.</p> <p>Management applies a simplified approach in calculating ECL and recognises a loss allowance based on lifetime ECL at the end of the reporting date. These are the expected shortfalls in contractual cash flows, considering the potential for default at any point during the life of the financial assets. In calculating the ECL, the Group has established a provision matrix that is based on its historical credit loss experience and external indicators, adjusted for forward-looking factors specific to the debtors and the economic environment.</p> <p>We consider recoverability of trade receivables and contract assets as a key audit matter considering significance of the amounts and the extent of management's judgment exercised.</p>	<p>Our audit procedures in relation to the recoverability of trade receivables and contract assets included the following:</p> <ul style="list-style-type: none"> - understood and discussed the Group's internal control and processes over granting of credits to customers, debt collection and estimate of ECL; - verified the balances of trade receivables by requesting and receiving confirmations on a sample basis; - tested aging of trade receivable balances at year end on a sample basis; - obtained a list of long outstanding receivables and contract assets and identified any debtors with financial difficulties through discussion with management; - assessed the recoverability of these outstanding receivables and contract assets through our discussion with management and latest correspondences with customers; - challenged the information used to determine the ECL by considering cash collection performance against historical trends; - evaluated the reasonableness of the valuation methodology used by management and compared the methodology used for similar instruments; and - discussed the result with management and tested the key inputs adopted in the ECL calculation.

Key Audit Matters (Continued)

Key audit matter	How the matter was addressed in our audit
<p>Recoverability of loan to and amounts due from related parties</p> <p><i>Refer to notes 2.9, 4, 20, 21 and 38.4 to the consolidated financial statements</i></p> <p>As at 31 December 2021, the Group's amounts due from related parties and loan to a related company, net of ECL allowance, (notes 20 and 21) were approximately RMB13,284,341 and RMB22,193,292 respectively.</p> <p>The provision policy for ECL allowance of amounts due from related parties and loan to a related company are based initially on 12-month ECL and subsequently on lifetime ECL if there is a significant increase in the credit risk of these receivables since initial recognition.</p> <p>A considerable amount of judgment is required in assessing the ultimate realisation of these receivables, including their current creditworthiness, past collection history, financial condition and indemnification from Jiangsu Retech Digital Information Industry Park Co., Ltd ("Jiangsu Industry Park") and the ultimate controlling shareholder of the Company. If the financial conditions of these related parties, including Jiangsu Industry Park, or the ultimate controlling shareholder were to deteriorate, resulting in an impairment of their ability to make payments, additional allowance will be required.</p> <p>We consider the above as a key audit matter considering significance of the amount and the extent of management's judgment exercised.</p>	<p>Our audit procedures in relation to the recoverability of loan to and amounts due from related parties included the following:</p> <ul style="list-style-type: none"> - understood the internal control and processes of the Group over the estimation of ECL of loan to and amounts due from related parties; - assessed the accuracy of management's basis and judgement in determining the ECL based on historical credit loss records and with reference to other factors that have been taken into consideration by management; and - assessed the reasonableness of the basis of estimated loss with reference to historical default records, forward-looking information, the indemnification provided and the latest available financial information of Jiangsu Industry Park.

Key Audit Matters (Continued)

<i>Key audit matter</i>	<i>How the matter was addressed in our audit</i>
<p>Impairment assessment of goodwill <i>Refer to notes 2.3, 2.8, 4, 14 and 36(c) to the consolidated financial statements</i></p> <p>As at 31 December 2021, the Group had goodwill of RMB50,292,339, which were allocated to two cash-generating units (“CGUs”), which arose from the acquisitions of Aushen Group Pty Ltd. and Shanghai Pantosoft Co., Ltd.. Management has performed an annual impairment test on the recoverability of goodwill as required by HKAS 36.</p> <p>The recoverable amount of each CGU was determined based on value-in-use calculations using discounted cash flow projections. Based on the results of the impairment assessment which involved significant management judgements and estimation including the growth rates and discount rates applied in the value-in-use calculations, the Company’s management has concluded that there was no impairment of the goodwill for the year ended 31 December 2021.</p> <p>We identified the impairment assessment of goodwill as a key audit matter because the value-in-use calculations involved significant management’s judgement and estimation, and were based on assumption that would be affected by economic and market conditions.</p>	<p>Our audit procedures in relation to the impairment test carried out by management and assess the value-in-use of the cash-generating units included the following:</p> <ul style="list-style-type: none"> - evaluated the valuation methodologies and assumptions including comparing source and market data used in the underlying assumptions for the valuation with reference to comparable companies; - assessed the appropriateness of the key assumptions, including budgeted revenue, discount rates and growth rates beyond the five-year period, used for calculating the recoverable amount of the CGUs as adopted by the management for the goodwill impairment assessment; - performed sensitivity analyses on the five-year budget; - evaluated the adequacy of the Group’s disclosures regarding the goodwill impairment testing.

Other Information

The directors are responsible for the other information. The other information comprises all the information in the 2021 annual report of the Group, but does not include the consolidated financial statements and our auditor's report thereon.

Our opinion on the consolidated financial statements does not cover the other information and we do not express any form of assurance conclusion thereon.

In connection with our audit of the consolidated financial statements, our responsibility is to read the other information and, in doing so, consider whether the other information is materially inconsistent with the consolidated financial statements or our knowledge obtained in the audit or otherwise appears to be materially misstated. If, based on the work we have performed, we conclude that there is a material misstatement of this other information, we are required to report that fact. We have nothing to report in this regard.

Responsibilities of Directors for the Consolidated Financial Statements

The directors are responsible for the preparation of the consolidated financial statements that give a true and fair view in accordance with HKFRSs issued by the HKICPA and the Companies Ordinance, and for such internal control as the directors determine is necessary to enable the preparation of consolidated financial statements that are free from material misstatement, whether due to fraud or error.

In preparing the consolidated financial statements, the directors are responsible for assessing the Group's ability to continue as a going concern, disclosing, as applicable, matters related to going concern and using the going concern basis of accounting unless the directors either intend to liquidate the Group or to cease operations, or have no realistic alternative but to do so.

The directors assisted by the Audit and Risk Management Committee are responsible for overseeing the Group's financial reporting process.

Auditor's Responsibilities for the Audit of the Consolidated Financial Statements

Our objectives are to obtain reasonable assurance about whether the consolidated financial statements as a whole are free from material misstatement, whether due to fraud or error, and to issue an auditor's report that includes our opinion. We report our opinion solely to you, as a body, in accordance with section 405 of the Companies Ordinance and for no other purpose. We do not assume responsibility towards or accept liability to any other person for the contents of this report.

Reasonable assurance is a high level of assurance, but is not a guarantee that an audit conducted in accordance with HKSAAs will always detect a material misstatement when it exists. Misstatements can arise from fraud or error and are considered material if, individually or in the aggregate, they could reasonably be expected to influence the economic decisions of users taken on the basis of these consolidated financial statements.

Auditor's Responsibilities for the Audit of the Consolidated Financial Statements (Continued)

As part of an audit in accordance with HKSAAs, we exercise professional judgment and maintain professional skepticism throughout the audit. We also:


- identify and assess the risks of material misstatement of the consolidated financial statements, whether due to fraud or error, design and perform audit procedures responsive to those risks, and obtain audit evidence that is sufficient and appropriate to provide a basis for our opinion. The risk of not detecting a material misstatement resulting from fraud is higher than for one resulting from error, as fraud may involve collusion, forgery, intentional omissions, misrepresentations, or the override of internal control.
- obtain an understanding of internal control relevant to the audit in order to design audit procedures that are appropriate in the circumstances, but not for the purpose of expressing an opinion on the effectiveness of the Group's internal control.
- evaluate the appropriateness of accounting policies used and the reasonableness of accounting estimates and related disclosures made by the directors.
- conclude on the appropriateness of the directors' use of the going concern basis of accounting and, based on the audit evidence obtained, whether a material uncertainty exists related to events or conditions that may cast significant doubt on the Group's ability to continue as a going concern. If we conclude that a material uncertainty exists, we are required to draw attention in our auditor's report to the related disclosures in the consolidated financial statements or, if such disclosures are inadequate, to modify our opinion. Our conclusions are based on the audit evidence obtained up to the date of our auditor's report. However, future events or conditions may cause the Group to cease to continue as a going concern.
- evaluate the overall presentation, structure and content of the consolidated financial statements, including the disclosures, and whether the consolidated financial statements represent the underlying transactions and events in a manner that achieves fair presentation.
- obtain sufficient appropriate audit evidence regarding the financial information of the entities or business activities within the Group to express an opinion on the consolidated financial statements. We are responsible for the direction, supervision and performance of the group audit. We remain solely responsible for our audit opinion.

We communicate with the Audit and Risk Management Committee regarding, among other matters, the planned scope and timing of the audit and significant audit findings, including any significant deficiencies in internal control that we identify during our audit.

We also provide the Audit and Risk Management Committee with a statement that we have complied with relevant ethical requirements regarding independence, and to communicate with them all relationships and other matters that may reasonably be thought to bear on our independence, and where applicable, actions taken to eliminate threats or safeguards applied.

**Auditor's Responsibilities for the Audit of the Consolidated Financial Statements
(Continued)**

From the matters communicated with the Audit and Risk Management Committee, we determine those matters that were of most significance in the audit of the consolidated financial statements of the current period and are therefore the key audit matters. We describe these matters in our auditor's report unless law or regulation precludes public disclosure about the matter or when, in extremely rare circumstances, we determine that a matter should not be communicated in our report because the adverse consequences of doing so would reasonably be expected to outweigh the public interest benefits of such communication.

**Grant Thornton Hong Kong Limited**

Certified Public Accountants

11th Floor

Lee Garden Two

28 Yun Ping Road

Causeway Bay

Hong Kong

31 March 2022

Ng Ka Kong

Practising Certificate No.: P06919

For personal use only

For personal use only

PART 5

Other Information

Part 5 Other Information

1. ASX Additional Investor Information

Additional information required by the Australian Securities Exchange and not shown elsewhere in this Annual Report is as follows. The information is current as of 20 April 2022.

Issued Capital

As at 20 April 2022, the Company had 232,912,633 ordinary fully paid shares on issue, of which 232,912,633 were held by Chess Depositary Nominees Pty Ltd ("CDN"). CDN has issued 232,912,633 CHESS Depositary Interests ("CDIs") in relation to these shares. CDN holds the legal title to shares on behalf of holders of CHESS Depositary Receipts. Pursuant to the ASX Settlement Operating Rules, CDI holders receive all of the economic benefits of actual ownership of the underlying shares.

CDIs are traded in a manner similar to shares of Australian companies listed on ASX. CDIs will be held in uncertificated form and settled/transferred through CHESS. No share certificates will be issued to CDI holders. Shareholders cannot trade their Shares on ASX without first converting their Shares into CDIs. There are no shares/CDIs that are currently under trading restrictions. There is currently no on-market buyback in place.

None of Retech's CDIs are currently subject to any form of ASX imposed or voluntary restrictions.

Distribution of Shareholders / CDI Holders

There were 283 Shareholders / CDI Holders at 20 April 2022. Each Shareholder/CDI Holder is entitled to one vote for each security held.

Distribution of Shareholders / CDI Holders (Continued)

Range	Total holders	Units	% Units
1,001 - 5,000	162	575,149	0.25%
5,001 - 10,000	32	226,317	0.10%
10,001 - 100,000	43	1,589,389	0.68%
100,001 Over	34	230,518,305	98.97%
Total	283	232,912,633	100.00%

Voting Rights

- Each CDI holder is entitled to 1 vote per CDI at a meeting of members, provided that a CDI Holder undertakes the following steps.
- Instructing CDN as the legal owner to vote the shares underlying in a particular manner. A voting instruction form will be sent to CDI holders with the notice of meeting and this must be completed and returned to the share registry prior to the meeting.
- Informing the Company that they wish to nominate themselves or another person to be appointed as CDN's proxy with respect to their shares underlying the CDIs for the purposes of attending and voting at the general meeting; or
- Converting their CDIs into a holding of these shares and voting these shares at the meeting.

Substantial Shareholders / CDI Holders

The substantial holders of Share/CDI are the following Share/CDI holders listed below who have notified the Company that they are a substantial holder under the Corporations Act 2001 in Australia. In general, under the Corporations Act (Australia), a person who holds a relevant interest in Shares/CDIs of more than 5% of the Company's issued share capital is a substantial holder.

Rank	Name	Units	% Units
1	RETECH INVESTMENT GROUP CO LTD	78,689,400	33.78%
2	CITY SAVVY LIMITED	27,700,700	11.89%
3	BNP PARIBAS NOMS PTY LTD <DRP>	18,331,935	7.87%
4	VICKERS VENTURE FUND IV LP	15,651,011	6.72%
5	RETECH MANAGEMENT CO LTD	14,451,000	6.20%
6	MIAO SHI INVESTMENT GROUP CO LTD	12,700,700	5.45%
7	BNP PARIBAS NOMINEES PTY LTD <IB AU NOMS RETAILCLIENT DRP>	12,069,850	5.18%
Total		179,594,596	77.11%

Share Buy-back

The Company has no current shareholder approval for share buy-back. The Board from time to time considers the potential for a share buy-back which would be submitted to shareholders at the appropriate time for approval.

Top 21 Share/CDIs as at 20 April 2022

Rank	Name	Units	% Units
1	RETECH INVESTMENT GROUP CO LTD	78,689,400	33.78%
2	CITY SAVVY LIMITED	27,700,700	11.89%
3	BNP PARIBAS NOMS PTY LTD <DRP>	18,331,935	7.87%
4	VICKERS VENTURE FUND IV LP	15,651,011	6.72%
5	RETECH MANAGEMENT CO LTD	14,451,000	6.20%
6	MIAO SHI INVESTMENT GROUP CO LTD	12,700,700	5.45%
7	BNP PARIBAS NOMINEES PTY LTD <IB AU NOMS RETAILCLIENT DRP>	12,069,850	5.18%
8	HENGYING FUQUAN COMPANY LTD	10,079,450	4.33%
8	XU SHI TECHNOLOGY INVESTMENT GROUP CO LTD	10,079,450	4.33%
10	CITICORP NOMINEES PTY LIMITED	5,103,044	2.19%
11	LUMINA LOOQUE KNOWLEDGE HUBS PTE LTD	2,854,324	1.23%
12	MR SHENG DONG PANG	2,804,746	1.20%
13	MR ZENG YANG	2,739,276	1.18%
14	MR JIANWEI ZHENG	2,143,816	0.92%
15	MR YUE WANG	2,043,945	0.88%
16	MR RUYONG TAN	2,014,180	0.86%
17	NEBULA LIMITED	2,000,000	0.86%
18	MR JIANWEI ZHENG	1,369,647	0.59%
19	QIUBING CHENG	1,340,736	0.58%
20	DINGSHAN INTERNATIONAL CO LTD	1,000,000	0.43%
20	LAN KONG	1,000,000	0.43%
Totals: Top 21 holders of CHESS DEPOSITORY INTERESTS (Total)		226,167,210	97.10%

Use of Cash Consistent with Business Objectives

The Company confirms that, between 31 December 2020 and 31 December 2021, it has used cash and other assets readily convertible to cash that it held at time of admission, in a way consistent with its business objectives.

The Company's Place of Incorporation

As the Company is incorporated in Hong Kong and not established in Australia, its corporate activities (apart from the offering of securities in Australia) are not regulated by the Corporations Act of the Commonwealth of Australia or by the Australian Securities and Investments Commission but instead are regulated by the Hong Kong Companies Ordinance and the Hong Kong Securities and Futures Commission. The Company is not subject to Chapters 6, 6A, 6B and 6C of the Corporations Act 2001 in Australia.

The following information is provided on an annual basis to comply with the conditions on listing on ASX.

Substantial Share / CDI Holder Notices

Part XV of the Hong Kong Securities and Futures Ordinance requires the disclosure by substantial shareholders, directors, shadow directors and chief executives of a listed corporation (collectively "Corporate Insiders") of their interests in the securities of a listed corporation when their interests reach the notifiable percentage level. The notifiable percentage level is an interest in shares of an aggregate nominal value of 5% or more of the relevant shares in the listed corporation.

For personal use only

2. Corporate Governance

The Corporate Governance Statement of the Company for the reporting period ending 31 December 2021 has been prepared based on the 4th edition of the Australian Securities Exchange's ('ASX') Corporate Governance Principles and Recommendations of the ASX Corporate Governance Council ('ASX Principles and Recommendations') pursuant to ASX Listing rule 4.10.3.

The Board of the Company is committed to principles of best practice in corporate governance and is responsible for ensuring the existence of an effective corporate governance environment to safeguard the interests of the Company, its Shareholders and other stakeholders.

ASX Listing rule 4.10.3. requires the Company to disclose the extent to which it has followed the recommendations during the financial year, including reasons where the Company has not followed a recommendation and details of any related alternative governance practice adopted.

This Corporate Governance Statement has been separately provided. The Corporate Governance Statement together with the Appendix 4G be accessed at <http://www.retech-rte.com/Announcement.html>.

Corporate Governance Plan will be updated and the relevant contents are available at <http://www.retech-rte.com/CorporateGovernancePlan.html>.

3. Corporate Directory

Company – Hong Kong Registered Office & Headquarters

Retech Technology Co., Limited

Room 503, 5/F., Tung Wai Commercial Building,

109-111 Gloucester Road,

Wan Chai, Hong Kong

Phone: +852 2407 0405

Company – PRC Office & Headquarters

Retech Technology Co., Limited

Level 18, Building 2, No.355,

Guoding Road, Yangpu District, Shanghai.

Phone: +86 21 5566 6166

Company - Australian Registered Office

Investorlink Corporate Limited

Level 26, 56 Pitt Street, Sydney

New South Wales 2000 Australia

Phone: +61 2 9276 2000

Ai English Pty Ltd.

Level 7, 10-16 Dorcas Street

South Melbourne

Victoria 3205 Australia

Phone: +61 0425764392

Company Secretary

Mr. WON Chik Kee

Auditor

Grant Thornton Hong Kong Limited

Level 11, Lee Garden Two

28 Yun Ping Road

Causeway Bay, Hong Kong.

Share Registry

Computershare Investor Services Pty Ltd.

452 Johnston Street

Abbotsford, Victoria 3067

Phone: (Australia) 1300 555 159 or (Overseas) +61 3 9415 4062

ASX Code

RTE

Website

www.retech-rte.com

For further information contact:

Investor Relations

T: +86 21 5566 6166 Ext-1610

E: investors@retech-rte.com

Disclaimer

Neither Retech nor any other person warrants or guarantees the future performance of Retech or any return on any investment made in Retech securities. Indications of, and guidance on, future financial position and performance and distributions, and statements regarding Retech's future developments and the market outlook, are also forward-looking statements. Any forward-looking statements contained in this document are not guarantees of future performance. Such forward-looking statements involve known and unknown risks, uncertainties and other factors, many of which are beyond the control of Retech and its directors, officers, employees and agents that may cause actual results to differ materially from those expressed or implied in such statements. Readers should not place undue reliance on forward-looking statements. Subject to applicable law (including the ASX Listing Rules), Retech disclaims any responsibility to update or revise any forward-looking statements to reflect any new information or any change in the events, conditions or circumstances on which a statement is based or to which it relates.



For personnel