

2021

ANNUAL REPORT

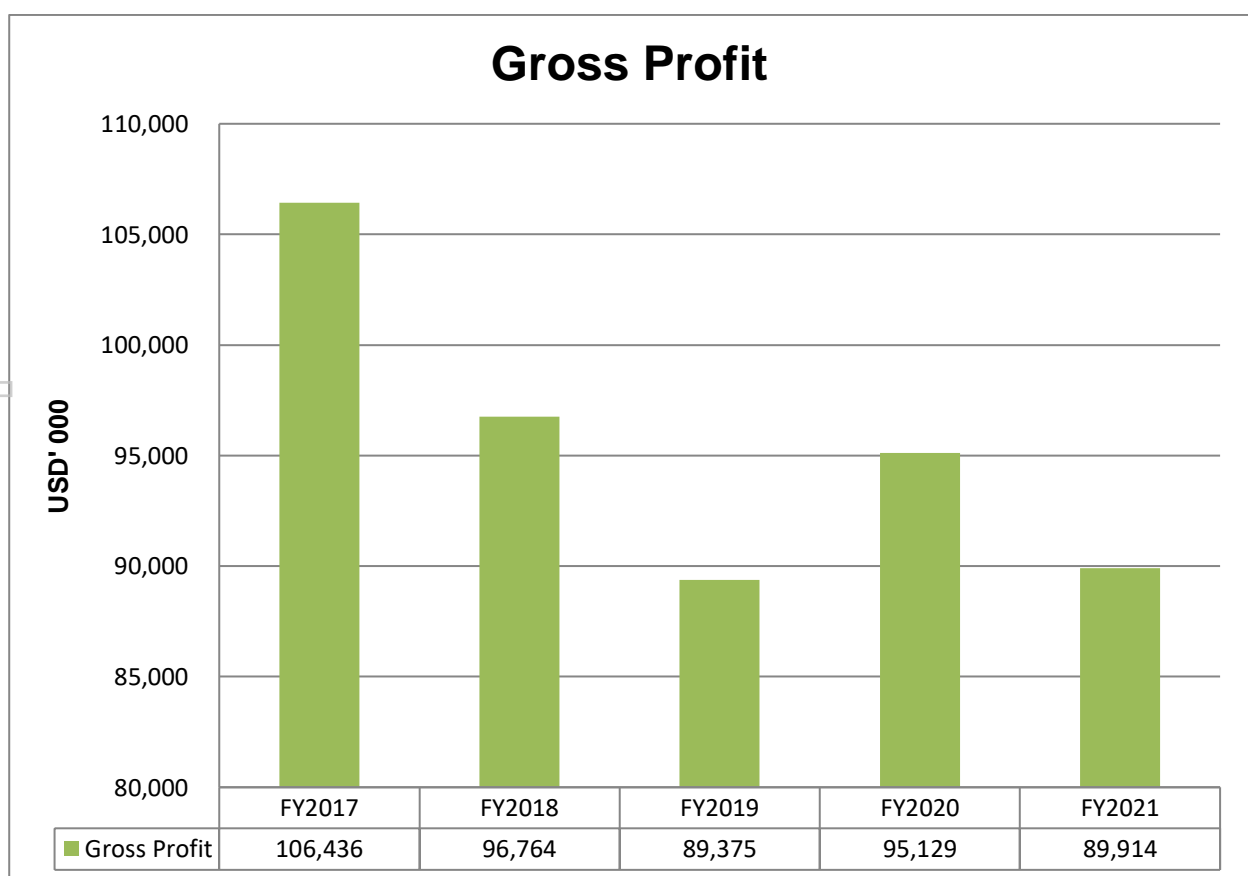
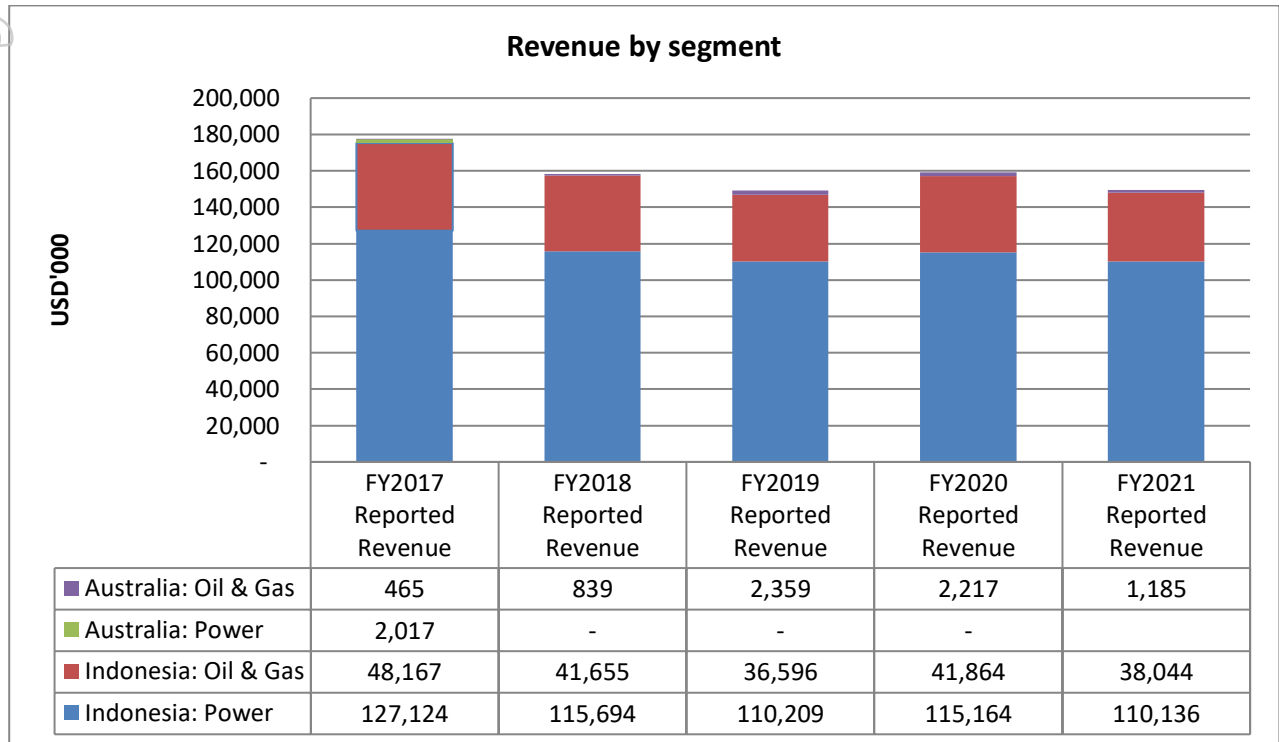
DELIVERING CLEAN ENERGY TO
ASIA PRESERVING THE ENVIRONMENT



**ENERGY WORLD
CORPORATION LTD.**

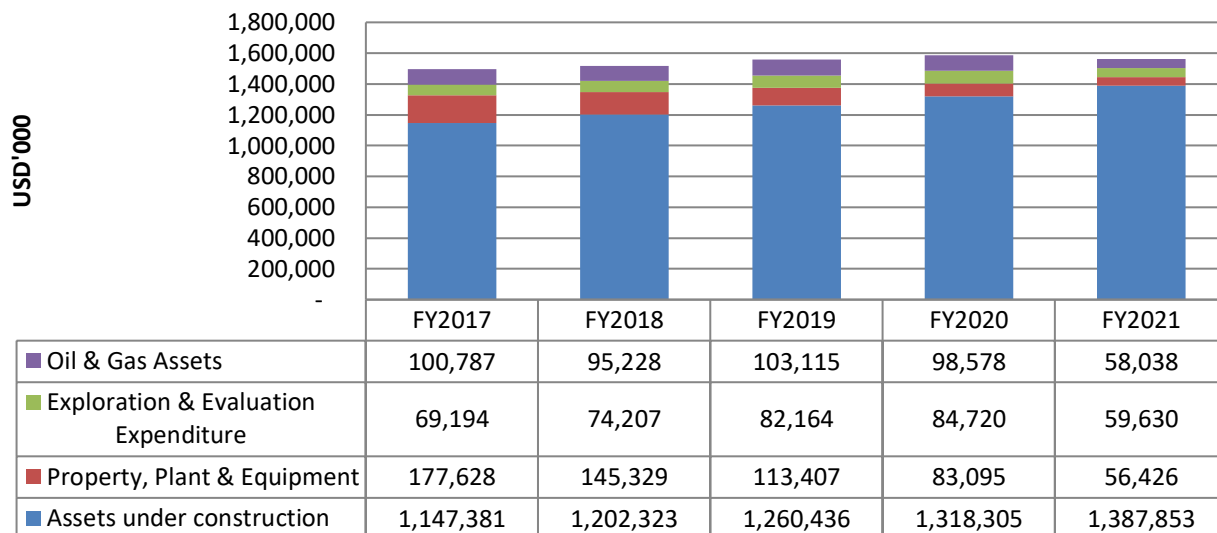
For personal use only

For personal use only



For personal use only

Oil & Gas Assets, PP&E, Assets Under Construction and Exploration & Evaluation Assets



Contents

Chairman's Statement	4
Company Information	8
Directors' Report	9
Remuneration Report	45
Auditor's Independence Declaration	50
Corporate Governance Statement	51
Consolidated Statement of Comprehensive Income	62
Consolidated Statement of Financial Position	63
Consolidated Statements of Changes in Equity	65
Consolidated Statements of Cash Flows	66
Notes to the Financial Statements	67
Directors' Declaration	130
Independent Auditor's Report	133
ASX Additional Information	140

Chairman's Statement

I am pleased to report the results of Energy World Corporation Ltd (“EWC”, “the Company” or “the Group”) for the financial year ended 30 June 2021. During the year, despite the COVID 19 pandemic virus, we were able to continue to successfully operate and manage our existing investments and made further progress in our Power, Gas and LNG Projects under development in Indonesia and Philippines, and the process to restart gas production in Australia.

Corporate Review

On 21 April 2021, the Company successfully completed a fully underwritten, non-renounceable 1 for 2.21 entitlement offer of fully paid ordinary shares (Offer Shares) (Entitlement Offer) and raised A\$65 million (US\$50 million) at the offer price of A\$0.08 (US\$0.06) per Offer Share. Eligible shareholders subscribed for approximately 37% of the Offer Shares under the Entitlement Offer. The remaining Offer Shares were allocated to the underwriter and sub-underwriters including Energy World International Ltd, the Company's largest shareholder. After completion of the Entitlement Offer, Energy World International Ltd retained a 35% shareholding in the Company.

As a result of the offer, a number of new investors have been identified which has given us a spectrum of additional third-party investors and strengthened the investor base of EWC. In terms of the rights issue, most of the major shareholders took up their full entitlement including Clermont. A strong signal from our investors that are fully supportive of our projects in the Philippines and Indonesia.

Funds raised under the Entitlement Offer were used to make payment to Augusta Investments I Pte. Ltd A\$47.4 million (US\$36.5 million); pay associated costs and for corporate and project development purposes.

On 15 June 2021, we announced that the Company, Slipform and EWI had agreed to amend loan agreements, which resulted in an extension in the maturity dates on both loans to 30 June 2024 and a reduction of interest charged to 6% per annum effective 1 July 2021. As a result of these revised arrangements, a calculation on the carrying value of the loans has been performed adhering to the current accounting standards. An accounting gain of US\$24.2million on the Slipform loan and US\$2.9million on the EWI loan has been identified and incorporated into our profit and loss accounts this year.

Impact of COVID-19

The Company has continued to implement all the necessary and suggested recommendations of national and local regional level governments in all areas where it is working in relation to the ongoing COVID-19 Coronavirus Pandemic.

Financial results

Our group reporting is presented in US Dollars (US\$), the functional currency for the parent entity Energy World Corporation Ltd (“EWC”).

Revenue for the consolidated group for the year ended was \$149.4 million. This represents a 6.2% decrease in the revenues as compared to FY20 of \$159.2 million. Net profit decreased from \$12.3 million to \$1.8 million representing a number of one-off developments that occurred during the period as follows:

- For personal use only
- (a) A gain of \$27.1 million was recorded as a consequence of the amendment of the Slipform and EWI loans mentioned earlier in the report.
 - (b) This gain was offset by the following losses:
 - 1. A write off in the carrying value of \$30.2 million in our 33.33% investment in PEL 96. This arose as a consequence of additional disclosures and information being made available to us from Strike Energy and Talon Energy. We understand from both parties that Strike Energy is proposing to transfer its shares in the PEL 96 investment to Talon for a nominal sum (believed to be USD1 and the assumption of Strike's share of the rehabilitation obligations). We also understand from Talon Energy they are planning to change the nature of the operating licence to the extent they no longer intended to produce hydrocarbons but instead wish to use the opportunity to develop PEL 96 into a test bed with new technology for carbon sequestration. A combination of these developments means that we are unable to continue to book our investment in PEL 96 as a potential gas development and thus we are required to write down the value of the investment made to date into the PEL 96 joint venture.
 - 2. Aggregate loss of \$15.3 million as a consequence of the arrangements concluded with PT. EMA following the requirements imposed by the Indonesian Governmental Authorities following the granting of the extension of the Sengkang PSC for a period of 20 years from October 2022 to October 2042. This loss arises for two reasons:
 - (i) An adjustment amount of \$17.0 million from the disposal and transfer of the 49% investment from EEES to PT. EMA offset by a tax benefit of \$5.8 million arising from the loss.
 - (ii) A net amount of \$4.1 million comprised of provisions for the transfer tax and branch profits tax, these arising as a consequence of the transaction now concluded and other adjustments related to the transaction. The actual amount of transfer tax and branch profits taxes due are the subject of current negotiation with the Indonesian Tax Authorities.

In Indonesia, the revenue from gas sales has decreased \$3.8 million due to differences in pricing structure of the gas supply between the two years and the aforementioned disposal of a 49% participating interest, effective March 2021. The revenue from power has decreased by \$5.0 million compared to FY20 due to the impact of COVID-19 on the power demand in South Sulawesi.

In Australia, the revenue from oil & gas decreased by 46.5% during FY21 compared to FY20. Revenue in Australia arises from the Naccowlah Joint Venture with Santos in which we hold a 2% interest.

The Company's property, plant and equipment, oil and gas, and the exploration and evaluation assets decreased from US\$1,585 million to US\$1,562 million during the financial year, reflecting the impairment of PEL 96 and transaction with PT EMA, net of costs incurred and capitalised interest costs for our projects under construction.

Project Review

Australia:

The work on reactivation of the Eromanga and Gilmore Gasfields is continuing and ongoing in line with the relevant government guidelines including environmental, safety and governmental clearances. Staff have been recruited to implement and perform the required technical and commercial disciplines associated with these tasks.

We have received approval from the Department of Natural Resources Mineral and Energy (DNRME) to our applications under the 1923 Act for PLA numbers 1111 to 1114 from July 2021 to July 2051 (30 years). Furthermore, we are in the process of renewing PL184 (Thylungra) and this has been given the new PL number of 1115. We have formally received the approvals from the DNRME for a further 7-year renewal of the licenses for PL115, PL116 and PL117 from 29 September 2019 until 28 September 2026.

At the moment we are completing remaining licensing and permitting processes to prepare for a recommencement of activities and works in the 4Q of 2021.

On 16 August 2021, Strike Energy announced the sale of their interest in the PEL96 Joint Venture to Green Flame, a Joint Venture between Talon Energy and AVS. As of this date the sale has not been completed. However the financial impact as a consequence in this development to us is detailed above.

Indonesia:

We announced on 8 February that the Planology Department of Ministry of Forestry had formally completed the review of the historical land documentation and the remapping of the land area on which we are building our LNG facility and that we had received the renewed permit to enable us to re-access the site and recommence the construction activity, despite COVID-19.

In early July 2021, after the close of the reporting period, we announced that the Company's subsidiary Energy Equity Epic (Sengkang) Pty. Ltd. ("EEES") and PT Energi Maju Abadi ("EMA") a privately owned upstream oil and gas exploration and production company, a wholly-owned subsidiary of Bakrie Group, had entered into a Joint Operation Agreement ("JOA") and had acquired 49% participating interest in the Sengkang PSC Working Area ("Sengkang PSC"). On 8 September 2021, EEES received notification from EMA they had entered into a conditional share purchase agreement with PT Energi Mega Perkasa Tbk (EMP) and PT Tunas Harapan Prekasa.

The resolution of the land matter, combined with the 20-year extension to our gas operations in South Sulawesi announced in November 2018, and the announcement of the JOA places the Company in a position to fully develop the commercial opportunities previously foreseen to bring cleaner and affordable energy to the region for power generation, industrial development, city gas and road transportation thus complementing the renewable energy developments being introduced into the region.

Accordingly, as a first step, we have submitted proposals to the Indonesian national power utility, PT Perusahaan Listrik Negara (PLN) for an extension of the Power Purchase Agreement ("PPA") for our Sengkang Power Plant project which expires in October 2022. PLN are reviewing the application, and we expect further discussions in September 2021. Part of these discussion will involve EMA in so far as they will relate to the supply of gas from the PSC required for the PPA and also for production of LNG.

The financial impact of the consequence of EMA's interest in the Sengkang PSC is detailed above.

Philippines:

The ongoing lockdown of Luzon as a result of COVID-19 restrictions has affected our ability to carry out normal site operations at our Pagbilao LNG Hub Terminal and Power Plant, nevertheless, apart from keeping the necessary house-keeping works in regularly maintaining the security, safety, environment of the site, there has been some progress achieved in such general and peripheral areas as the roadway, drainage, slope protection, revetment, etc. setting out for the preparation for the remobilisation for the recommencement of work.

Our land acquisition programme for the Right of Way (ROW) has continued, and where this has been completed soil investigation engineering studies have been completed for the initial transmission towers.

Through video conferencing meetings, we have kept an ongoing dialog with the Department of Energy (DOE) and other key stakeholders on both the Pagbilao LNG Hub and Power Projects. We have been advised by DOE the new Pagbilao sub-station being constructed by NGCP is still targeted for completion by March / June 2022.

Appreciation and thanks

I would like to thank our shareholders for their continuing support and my fellow Directors and staff at all levels for their ongoing hard work and contribution to the Company during the past year.



Stewart Elliott
*Chairman, Managing Director,
and Chief Executive Officer*

Company Information

<u>DIRECTORS</u>	Mr. S.W.G. Elliott Mr. B.J. Allen Mr. G.S. Elliott Mr. M.P. O'Neill Mr. L.J. Charles Mr K.P. Wong	Chairman, Managing Director and Chief Executive Officer Executive Director and Finance Director Executive Director and Company Secretary Independent Non-Executive Director Independent Non-Executive Director Non-Executive Director
COMPANY SECRETARY	Mr. G.S. Elliott	
REGISTERED AND SYDNEY OFFICE	9A, Seaforth Crescent Seaforth, NSW 2092 AUSTRALIA Telephone: (61-2) 9247 6888 Facsimile : (61-2) 9247 6100	
HONG KONG OFFICE	Suite 08, 48 th Floor Sun Hung Kai Centre 30 Harbour Road HONG KONG Telephone: (852) 2528 0082 Facsimile: (852) 2528 0966	
AUDITORS	Ernst & Young 200 George Street Sydney, NSW 2000 AUSTRALIA	SHARE REGISTRY Computershare Registry Services Pty Ltd Level 4, 60 Carrington Street, Sydney, NSW 2000 AUSTRALIA
LEGAL ADVISORS	Hogan Lovells 11/F One Pacific Place 88 Queensay HONG KONG Clayton Utz Level 15 1 Bligh Street Sydney NSW 2000 AUSTRALIA	BANKERS Mizuho Bank, Ltd. 12 Marina View #08-01 Asia Square Tower 2 SINGAPORE The Hongkong and Shanghai Banking Corporation Limited HSBC Main Building 1 Queen's Road Central HONG KONG Standard Chartered Bank Standard Chartered Bank Building 4-4A Des Voeux Road Central HONG KONG
EMAIL	188ew@optusnet.com.au	
LISTED ON THE AUSTRALIAN STOCK EXCHANGE		CODE EWC
AUSTRALIAN BUSINESS NUMBER		34 009 124 994

Energy World Corporation Ltd, incorporated and domiciled in Australia, is a publicly listed company limited by shares.

Directors' Report

Energy World Corporation Ltd and its Controlled Entities

The Directors present their report together with the financial report of Energy World Corporation Ltd ("the Company") and of the consolidated entity, being the Company and its controlled entities, for the year ended 30 June 2021.

Directors

The Directors of the Company at any time during or since the end of the financial year are:

<u>Name</u>	<u>Age</u>	<u>Experience, Special Responsibilities and Other Directorships</u>
-------------	------------	---

Executive Directors

Mr. Stewart William George Elliott, <i>Chairman, Managing Director, Chief Executive Officer (CEO)</i>	75	Mr. Elliott joined our Board in November 1999 as a Non-executive Director and was appointed Managing Director and CEO on 29 September 2000 and Chairman on 10 September 2003. He is the founder and Managing Director of Energy World International Limited ("EWI"), our largest Shareholder. EWI is wholly owned by Mr. Elliott and has diverse interests including listed investments, resources, property and hotel. Mr. Elliott also owns a 90% beneficial interest in Slipform Engineering International (H.K.) Ltd ("Slipform (H.K.)") with Mr. Graham Elliott owning a 10% beneficial interest. Mr. Elliott was the Managing Director and CEO of Consolidated Electric Power Asia Limited ("CEPA"). CEPA was listed on the Hong Kong Stock Exchange ("HKSE") in 1993 and delisted in January 1997 following its acquisition and privatisation by The Southern Company for US\$3.2 billion. Mr. Elliott was also an Executive Director of Hong Kong listed Hopewell Holdings Limited, from 1980 until 1998, leading many of its infrastructure projects and major developments (including leading the construction of the "Hopewell Centre" in Hong Kong).
Mr. Brian Jeffrey Allen, <i>Executive Director, Finance Director</i>	69	Mr. Allen was appointed an Executive Director on 12 April 2001. He is also a Director of EWI. Prior to joining EWI's Board of Directors in September 2000, Mr. Allen was a Director and Head of Project Finance for The Hongkong and Shanghai Banking Corporation Limited and was based in Hong Kong. Mr. Allen was directly involved in a number of transactions including certain financing arranged by HSBC Group members for CEPA. Mr. Allen has been involved in arranging finance for major projects in Asia since 1986.
Mr. Graham Stewart Elliott <i>Executive Director Secretary (Australia)</i>	42	Mr. Elliott was appointed Executive Director on 6 October 2014. Mr. Elliott was educated at Princeton University (Engineering). While at Princeton, he served as the President of the Princeton American Society of Civil Engineering Student Chapter. He finished his Master of Business Administration at Southampton University in June 2004. His previous work experience includes various internships at Slipform Engineering Ltd. between 1992 and 1996, at GEC Alstom in 1996, at Arup in 1997, and at Energy World International Ltd. between 1997 and 2001. Mr. Elliott joined EWC in 2001 and is responsible for matters relating to engineering and civil construction and for the development of new project opportunities throughout the Asia Pacific region. He is the son of Mr. Stewart Elliott, EWC's CEO and Managing Director.

Directors' Report

Energy World Corporation Ltd and its Controlled Entities

<u>Name</u>	<u>Age</u>	<u>Experience, Special Responsibilities and Other Directorships</u>
-------------	------------	---

Independent Non-Executive Directors

Mr. Michael Philip O'Neill,
BE., FIEA., CpEng., RPEQ., JP.
*Independent Non-Executive Director
and Chairman of the Independent
Board Committee, Chairman of the
Audit Committee and Chairman of
the Remuneration Committee*

73

Mr. O'Neill was appointed to our Board as an Independent Non-Executive Director on 20 April 2007. Mr. O'Neill was educated at Sydney University (Engineering). He is a fellow of the Institute of Engineers, Australia, a registered professional engineer in Queensland, a chartered professional engineer, a member of the Concrete Institute of Australia and of the Master Builder Association of NSW. He is also a holder of Building Licence NSW. He has over 40 years of experience as a site engineer and design engineer in various engineering and concrete prestressing companies in Australia and overseas. In 1982, he founded and has since been a Director of APS Group, a concrete prestressing company general contracting with business based in Australia and the Middle East. Mr. O'Neill is on the Board of the Post Tensioning Institute of Australia and the Australian Certification Authority for Reinforcing and Structural Steel. He is a member of Energy World Corporation committees and currently chairs the audit committee, the remuneration committee and the independent board committee.

Mr. Leslie James Charles,
Independent Non-Executive Director

80

Mr. Charles was appointed an Independent Non-Executive Director on 20 November 2015. He lives in Australia and has 42 years of experience in project and construction and project management of major commercial, institutional, public and industrial developments, in which 25 years of experience in the Asia Pacific region, including Hong Kong, the People's Republic of China, Malaysia, Indonesia and the Philippines.

Non-Executive Directors

Mr. Kin Pok Wong
Non-Executive Director

67

Mr Wong was appointed as a Non-Executive Director on 4 December 2018.

Mr. Wong Kin Pok has been appointed Project Director of Slipform Engineering Group since his joining in June 2009 & further appointed as the President Director of PT. Slipform Indonesia in Feb 2016. He received a Bachelor Degree in Civil Engineering from University of Saskatchewan, Canada in 1979 and has acquired more than 40 years of experience in the engineering and construction industries in a variety of complex buildings, infrastructural & power projects in Hong Kong, China and the Southeast Asian countries for renowned public listed & private companies.

Company Secretary

Mr. Graham Stewart Elliott was appointed Company Secretary on 4 December 2018. He is also a Director of the Company.

Directors' Report

Energy World Corporation Ltd and its Controlled Entities

Directors' Meetings

The number of meetings of Directors held during the year and the number of meetings attended by each Director were as follows.

	Number of Meetings held during which they were eligible to attend	Number of Meetings attended
Mr. Stewart William George Elliott	8	8
Mr. Brian Jeffery Allen	8	8
Mr. Graham Stewart Elliott	8	8
Mr. Michael Philip O'Neill	8	8
Mr. Leslie James Charles	8	7
Mr. KP Wong	8	8

During the period covered in this Annual Report, the number of meetings attended by each member of the Audit Committee were as follows:

	Number of Meetings held during which they were eligible to attend	Number of Meetings attended
Mr. Michael Philip O'Neill	3	3
Mr. Leslie James Charles	3	2
Mr. KP Wong	3	3

During the period covered in this Annual Report, the number of meetings attended by each member of the Remuneration Committee were as follows:

	Number of Meetings held during which they were eligible to attend*	Number of Meetings attended
Mr. Michael Philip O'Neill	0	0
Mr. Leslie James Charles	0	0

During the period covered in this Annual Report, the number of meetings attended by each member of the Independent Board Committee were as follows:

	Number of Meetings held during which they were eligible to attend*	Number of Meetings attended
Mr. Michael Philip O'Neill	0	0
Mr. Leslie James Charles	0	0

* There were no transactions or events happened during the year that the committee was required to consider.

Directors' Report

Energy World Corporation Ltd and its Controlled Entities

Overview

We are an independent energy company primarily engaged in the production and sale of power and natural gas and liquefied natural gas (LNG). Our strategy is to become a leader in modular LNG development and the operator of a vertically integrated clean energy supply chain delivering power, natural gas and LNG throughout the Asia Pacific region.

We are incorporated in Australia and our shares have been listed on the Australian Stock Exchange (ASX) since 1988.

In our power generation business, we currently own and operate a 315 MW (total rated output 357 MW) combined-cycle power plant in Sengkang, South Sulawesi, Indonesia. In our natural gas business, we currently extract gas from our Sengkang Contract Area in South Sulawesi, Indonesia.

The growing demand for efficient and clean power generation in the Asia Pacific region presents us with opportunities. We intend to selectively develop new power generation capacity fuelled by LNG and natural gas in locations where the ability to satisfy increasing local demand is restricted by the limited fuel supply and generation capacity currently in place.

We are a pioneer in developing the concept of a mid-scale modular LNG facility, which has significantly lower capital costs and a shorter construction period than a conventional large-scale LNG facility. The use of our modular LNG trains gives us the ability to exploit stranded gas fields, which are gas fields that are not considered commercially viable at present for conventional large-scale LNG facilities. Thus, the foundation of our future growth is focused around the development of our LNG and related gas fuelled power business.

We are also constructing a LNG Hub Receiving Terminal in Pagbilao, Philippines and a related LNG fuelled 650 MW combined cycle power station. This will be the first LNG Hub Receiving Terminal in the Philippines from which LNG can be distributed throughout the country for use in power plants, industrial power generation, city gas and road transportation.

In Australia, we own a number of gas fields, which were in production until 2001 and are connected to existing pipeline networks and processing plants. We are in the process of bringing these gas fields back into production and, together with our Alice Spring and Gilmore LNG plants, developing a gas and LNG business in Australia.

The consolidated entity's principal activities during the course of the financial year were:

- development, design, construction, operation and maintenance of power stations;
- development of liquefied natural gas and design, construction, operation and maintenance of LNG plants, and design and development of LNG receiving terminals; and
- exploration, development and production of gas and oil and design, construction, operation and maintenance of gas, processing plants and gas pipelines.

Directors' Report

Energy World Corporation Ltd and its Controlled Entities

Our existing assets comprise:

- a 95% interest in the Sengkang Combined Cycle Power Plant (Block 1 and Block 2) in Indonesia;
- a 51% interest in the Sengkang Gas Field in Indonesia;
- a 100% interest in the Alice Springs Power Plant, which is not currently in production;
- a 100% interest in the Alice Springs LNG Facility located at Alice Springs, Australia, which is not currently in production; and
- a 100% interest in the Eromanga Gas Field, Gilmore Gas Field, and Vernon Gas Fields for which we have commenced a process to restart production.

Our projects which are under development comprise:

- a 100% interest in the Sengkang LNG Project in Indonesia;
- a 100% interest in the Gilmore LNG Project in Gilmore, Australia;
- a 100% interest in the Philippines LNG Hub in Pagbilao, Philippines; and
- a 100% interest in the Philippines Power Plant, in Pagbilao, Philippines.

Review and Results of Operations

Reconciliation of results previously reported in Appendix 4E (Preliminary Final Report)

Certain adjustments were made subsequent to the Appendix 4E which was announced on the ASX on 31 August 2021 that form part of the results for the year ended 30 June 2021. These arose due to finalisation of certain transactions that occurred near year end. This reconciliation has been provided to assist readers to understand the differences between the results previously reported and the final results.

	US\$'000
Net profit/(loss) after tax as reported in Appendix 4E	46,486
<i>Adjustments:</i>	
Impairment expense – refer to Note 18	(30,245)
Loss on farm-out – refer to Note 5(c)	(16,997)
Provision for taxes arising on farm-out - refer to Note 5(c)	(4,133)
Deferred tax on derecognition of net assets – refer to Note 5(c)	5,857
Other adjustments	874
Statutory net profit/(loss) after tax for the year ended 30 June 2021	1,842

Financial results

Our group reporting is presented in US Dollars, the functional currency for the parent entity Energy World Corporation Ltd ("EWC").

Directors' Report

Energy World Corporation Ltd and its Controlled Entities

Revenue for the consolidated group for the year ended was \$149.4 million. This represents a 6.2% decrease in the revenues as compared to FY20 of \$159.2 million. Net profit decreased from \$12.3 million to \$1.8 million. This was mainly due to information as described on the Chairman's Statement (Page 4).

In Indonesia, the revenue from gas sales has decreased \$23.81 million due to differences in pricing structure of the gas supply between the two years and the aforementioned disposal of a 49% participating interest, effective March 2021. The revenue from power has decreased by \$5.0 million compared to FY20 due to the impact of COVID-19 on the power demand in South Sulawesi.

In Australia, the revenue from oil & gas decreased by 46.5% during FY21 compared to FY20. Revenue in Australia arises from the Naccowlah Joint Venture with Santos in which we hold a 2% interest.

The Company's property, plant and equipment, oil and gas, and the exploration and evaluation assets decreased from US\$1,585 million to US\$1,562 million during the financial year, reflecting the impairment of PEL 96 and transaction with PT EMA, net of costs incurred and capitalised interest costs for our projects under construction::

- Sengkang LNG: Additions of \$15.3 million relating to construction progress and capitalised interest.
- Philippines Power Project: \$18.3 million relating to construction progress and capitalised interest.
- Philippines LNG Hub Terminal: \$7.9 million relating to construction progress and capitalised interest.
- Gilmore LNG and other projects: \$1.5 million relating to construction progress and capitalised interest.

Directors' Report

Energy World Corporation Ltd and its Controlled Entities

Competitive Strengths

We believe that we have the following competitive strengths:

We have a stable revenue stream under a power purchase agreement.

During this financial year, we operated our Sengkang Power Plant under a take-or-pay power purchase agreement with a term until September 2022. The Indonesian national power utility, PT Perusahaan Listrik Negara (Persero) (PLN) is the purchaser of power under this agreement. The take-or-pay arrangement under this agreement requires PLN to pay for the available generating capacity of our power plant up to an agreed level, regardless of the actual dispatch of electricity. For the financial year ended 30 June 2021, US\$110.1 million (2020 : US\$115.2million) of total revenue was generated by our Indonesia power business.

Plant type	Service commencement date	Plant capacity	Annual take or pay quantity (Gwh)	Our ownership	Off-taker	PPA term end
Sengkang Power Plant Combined Cycle Block 1	1997-1998	135.00 MW	1,005	95%	PLN	September 2022
Sengkang Power Plant Combined Cycle Block 2	2008-2013*	180.00 MW	1,340	95%	PLN	September 2022

Capacity attributable to our Group: 315.00MW

*GT 21 - March 2008
GT 22 - March 2013
ST 28 - September 2013

The Sengkang Power Plant is held under a Build, Own and Operate (BOO) structure. The Power Purchase Agreement (“PPA”) has terms which include the right for PLN to purchase the power plant from us at a price determined with reference to a formula. At this time PLN has not chosen to exercise such right. In fact, we are currently negotiating for an extension to the PPA beyond 2022.

We have existing natural gas reserves and contingent resources and power operations in key locations

Natural Gas: As a natural gas producer with gas reserves and contingent resources located in Indonesia, we are well positioned to develop the Sengkang Gas Field and the Sengkang LNG Project to sell LNG to domestic customers in Indonesia (via domestic regasification facilities in Indonesia), directly to customers in the Asia Pacific region or indirectly to the Asia Pacific markets via our Philippines LNG Hub in order to benefit from the projected demand growth in the region.

Power: Our Sengkang Combined Cycle Power Plant is the largest power generation facility in terms of output capacity in South Sulawesi. We have expanded this Plant from 195 MW to 315 MW by adding a 60 MW gas turbine (commercial operation date 8 March 2013) as well as two heat recovery steam generators and a 60 MW steam turbine and its electrical generator (commercial operation in December 2013).

Directors' Report

Energy World Corporation Ltd and its Controlled Entities

We operate as a vertically integrated independent energy company.

This vertical integration affords us greater certainty, physical security and control over our fuel supplies and our fuel costs.

Our interest in the Sengkang Gas Field, held through our subsidiary Energy Equity Epic (Sengkang) Pty Ltd (EEES), provides us with gas for the Sengkang Combined Cycle Power Plant (Block 1 and Block 2) and greater assurance that we will be able to obtain the additional gas required for the Sengkang LNG Project. While SKKMigas approval is required for all gas sales contracts entered into by EEES, we are not dependent on reaching agreement with any additional third party gas suppliers. Further, our ownership of the Sengkang LNG Project provides greater certainty that we will be able to source LNG for our Philippines LNG Hub. This integrated approach affords us considerable flexibility in our project planning and allows us to optimise our revenues at various stages in the energy chain for both domestic and international projects.

We and our Directors and senior management team have a track record of innovation and successfully developing energy projects.

As a Group, we have a strong track record of innovation and achievement in developing and operating energy projects:

- we have roots in the innovative development of the first commercial LNG liquefaction facility in Australia, brought into operation in Alice Springs, Northern Territory in 1989, to supply LNG to a remote power plant in central Australia as a cleaner alternative to diesel fuel. We were awarded the Major Engineering Excellence Award by Engineers Australia for this development in 1989; and
- our Sengkang Combined Cycle Power Plant was the first integrated independent gas and power plant development in Indonesia. It came into commercial operation in 1997 – 1998 and was expanded by 60 MW in 2008 and a further 120 MW in 2013.

In addition, our senior management has an extensive and successful track record in delivering innovative power projects comprising over 5,000 MW of generation capacity developed throughout Asia.

We are a pioneer in developing mid-sized modular LNG facilities.

We are one of the first companies to focus on the development of LNG facilities using mid-sized modular LNG trains and regasification facilities. We developed the configuration for our modular LNG train with our strategic partners, Chart and Siemens, and have put in place a strategic alliance for their continued involvement in our LNG projects. One of our modular 0.5 million tonnes per annum (MTPA) LNG trains requires only 25 BCF per year or a 70 MMscfd gas supply, an amount relatively easily attainable from, for example, typical Indonesian gas fields.

We are building a LNG Hub Receiving Terminal for LNG distribution.

We are also constructing a LNG Hub Receiving Terminal in Pagbilao, Philippines and a related LNG fueled 650 MW combined cycle power station. This will be the first LNG Hub Receiving Terminal in the Philippines from which LNG can be distributed throughout the country for use in power plants, industrial power generation, city gas and road transportation.

Directors' Report

Energy World Corporation Ltd and its Controlled Entities

Our modular LNG train has a number of significant advantages over conventional large-scale LNG trains. These advantages include:

- ***Ability to exploit stranded gas fields.***

Our modular approach can be used for stranded gas fields that are not considered commercially viable for conventional large-scale LNG facilities.

- ***Operational and timing efficiencies.***

Our modular LNG train uses a standardised design that maximises fabrication within the factory and minimises field-based construction when compared to conventional large-scale LNG facilities and trains.

Our modular LNG train is sufficiently flexible to allow us to exploit smaller gas fields. This permits us to consider a non-standard LNG off-take contract term of five years or less.

- ***Flexibility to deploy single or multiple modular LNG trains.***

Our midscale modular LNG train has a capacity of 0.5 million tonnes per annum (MTPA) of LNG as compared to the significantly larger and more rigid conventional large-scale LNG trains which typically have a capacity of 3 MTPA or above. Several of our 0.5 MTPA modular LNG trains can be combined for larger accumulations of gas or to meet increased LNG demand. This flexibility means that the initial capital investment can be more easily matched to the resource size, location and stage of development of a gas field and it is easier to add or reduce capacity as necessary.

- ***Distribution of LNG***

From the Hub Receiving Terminal, LNG can be distributed to power plants, industrial power generation, city gas and road transportation.

Business Strategies

Our strategy is to become a leader in modular LNG development and the operator of a vertically integrated clean energy supply chain delivering power, natural gas and LNG through the Asia Pacific region.

Take advantage of opportunities presented by future growth in the demand for energy in the Asia Pacific region.

We plan to take advantage of the opportunities presented by future growth in the demand for energy in the Asia Pacific region and the increase in demand for LNG and natural gas to fuel this growth.

Service the growth in the demand for energy in the Asian market by using our lower-cost and flexible modular LNG technology and project implementation.

We are developing upstream, modular LNG liquefaction, storage and export facilities, together with downstream, modular LNG import, storage and regasification facilities to permit LNG to be stored at, and traded and sold from, storage hubs and regasification terminals.

Monetise our and third parties' current and future gas interests.

In addition to the development of our modular LNG projects, we intend to develop our interests in a vertically integrated energy business in the Asia Pacific region through several complementary channels.

For both the upstream and downstream modular LNG facilities, we intend to enter into a range of flexible LNG and gas sales arrangements both for export and domestic markets, optimising our sales portfolio by balancing long-term off-take with opportunities to take advantage of short-term or spot market conditions.

Directors' Report

Energy World Corporation Ltd and its Controlled Entities

We also envisage monetising our and third parties' current and future interests in the energy chain by taking equity stakes in entities that own gas reserves or participating in interests in upstream gas reserves or in the proceeds of LNG sales.

In addition, we envisage using our project expertise to develop and operate modern gas-fired power plants enabled by our regional downstream, modular LNG import, storage and regasification terminals.

Complete our projects under development.

The focus of our current programme of development is the expansion of our LNG and power business through the implementation of specific projects. To this end, we are working on the expansion, in phases, of the development and production at the existing Sengkang Gas Field in Indonesia. Gas from this field will be commercialised through the development and implementation of the Sengkang LNG Project, a modular LNG liquefaction, storage and loading facility.

Production from the Sengkang Gas Field also supplies gas to our Sengkang Combined Cycle Power Plant (Block 1 and Block 2).

At Pagbilao in the Philippines, we are currently developing our LNG Hub, an LNG import, storage and regasification terminal with an initial throughput capacity of 3 MTPA, with related port infrastructure. Adjacent to the LNG Hub we are also developing a 650 MW combined cycle gas fired power plant which will source LNG through the Philippines LNG Hub and sell electricity into the main Luzon Power Grid.

The Department of Natural Resource, Mines and Energy (DNRME) of the Queensland Government have given a clear direction to the Company to encourage us to develop more gas to meet the growing demand for domestic gas in the Eastern state. Therefore, we intend to bring the Eromanga, Gilmore and Vernon gas fields into production to meet this domestic gas requirement in Australia.

We are also installing a compact modular LNG facility at our Gilmore Gas Field in Australia.

Expand our business by considering the feasibility of, and where suitable, developing other opportunities.

We will continue to explore and evaluate, alone or with partners, other opportunities that are aligned with, and which will help us to achieve, our strategy of developing a successful, vertically integrated energy business in the Asia Pacific region.

Our Business

We set out below, grouped by location, our existing assets, projects under development and projects the feasibility of which we are considering.

Directors' Report

Energy World Corporation Ltd and its Controlled Entities

INDONESIA

Indonesian power operations

The Sengkang Power Plant, in which we have a 95% interest, has been operating since 1997 and was the first non-state-owned gas-fired power station in Indonesia. Electricity is sold under a long-term take-or-pay power purchase agreement into the South Sulawesi power grid operated by PLN, the Indonesian state-owned electricity company. We supply all of the gas to fuel the Sengkang Power Plant from our Sengkang Contract Area under a long-term gas supply arrangement with SKK Migas.



Sengkang Power Station in South Sulawesi, Indonesia

The Sengkang Power Plant comprises generating plants and auxiliary facilities. It is designed currently to deliver 315 MW (total rated output of 357MW), using two combined cycle plants, Block 1, which is 135 MW (Gross Output 161.6MW), and Block 2, which is 180 MW (Gross Output 196MW).

During the year ended 30 June 2021, the Sengkang Power Plant operated with an availability factor of 85.65%, which meet the factor of 85% specified in the power purchase agreement with PLN.

The following table sets out the Sengkang Power Plant's output and actual availability factor for the 3 years ending 30 June 2021.

Financial year ended 30 June	Gross Installed Capacity	Contracted Capacity	Plant output	Plant availability factor
2021	357.6MW	315MW	1,314GWh	85.65%
2020	357.6MW	315MW	1,335GWh	81.84%
2019	357.6MW	315MW	1,010GWh	82.3%
Average:			1,219GWh	83.26%

Sengkang Power Purchase Agreement

The Sengkang Power Plant has a take-or-pay power purchase agreement with PLN, to supply power to the South Sulawesi electricity grid, up to 22 September 2022. Payments under the Sengkang PPA have been made at monthly intervals in accordance with its terms. The tariff structure for the Sengkang PPA is conventional for Indonesian power purchase agreements and provides for the recovery of capital costs associated with the construction of the

Directors' Report

Energy World Corporation Ltd and its Controlled Entities

Sengkang Power Plant and associated infrastructure, operation and maintenance costs and fuel costs. The tariff contains two principal components, a capacity payment and an energy payment.

Gas supply arrangements

All of the natural gas fuel required for power generation at our Sengkang Power Plant has historically been sourced from the Kampung Baru Gas Field in our Sengkang Contract Area and the Kampung Baru Gas Field is currently dedicated to the supply of the Sengkang Power Plant, including the Sengkang Expansion. Under the terms of the Sengkang Production Sharing Contract (Sengkang PSC), our share of gas produced to meet the supply to the original 135 MW Block 1 and first 60 MW unit of Block 2 of the Sengkang Power Plant is being sold by Energy Equity Epic (Sengkang) Pty Limited (EEES, a wholly owned subsidiary of EWC) to SKKMigas under ongoing arrangements that were customary at the time the Sengkang PSC was entered into. This structure was put in place in order to comply with Indonesian regulatory requirements, specifically that all gas sold to third parties must be through this state body.

Different arrangements apply to the supply of gas for the completed Sengkang Expansion. SKKMigas's predecessor, BPMigas, nominated EEES as seller of the Indonesian State's share of gas supplied for the Sengkang Expansion and EEES entered into a long-term Gas Sale and Purchase Agreement with PLN for this gas, which will be supplied from our Kampung Baru Gas Field. In turn, PLN has agreed to supply PT Energi Sengkang (PTES, a subsidiary of which EWC owns 95%) with gas for the operation of the Sengkang Expansion. EEES has given PTES certain undertakings with regard to the supply of gas to the Sengkang Expansion.

Operation and maintenance arrangements

Operation and maintenance services to our Sengkang Power Plant have been contracted by PTES to PT CEPA Sulawesi* (CEPA Indonesia) under the CEPA O&M Agreement, which was entered into on 12 March 2012 upon expiry of the Alstom O&M Agreement. The initial scope of the CEPA O&M Agreement was for the operation and maintenance of the original 135 MW (Block 1) Alstom supplied generating units at the Sengkang Power Plant. This scope has been extended to also include the operation and maintenance of the 180 MW combined cycle (Block 2) expansion using Siemens and Alstom supplied generating units.

The CEPA O&M Agreement provides for a monthly payment to CEPA Indonesia comprising a fixed payment, based on a contractually agreed formula, and a variable payment based on the actual amount of electricity dispatched. This formula incentivises CEPA Indonesia to ensure the efficient operation of the Sengkang Power Plant. Among its duties under the CEPA O&M Agreement, CEPA Indonesia must operate, maintain and test the generating units, carry out maintenance, use its best endeavours to minimise emergency maintenance outage, regular maintenance outage and forced outages, staff the control room and undertake daily, monthly and weekly reporting to us.

The services, obligations and contract price under the CEPA O&M Agreement were benchmarked against the previous Alstom O&M Agreement, which was on substantially similar terms. All the staff, including trained specialists and technicians but with the exception of the expatriate managers, previously employed by Alstom Indonesia to perform operation and maintenance work at the Sengkang Power Plant were transferred to CEPA Indonesia on 12 March 2012.

* PT CEPA Sulawesi, a company incorporated on 29 August 2011 in Indonesia with limited liability, in which Mr. Stewart Elliott, our Chairman, Managing Director, Chief Executive Officer and one of our controlling shareholders, has a 95% beneficial interest

Directors' Report

Energy World Corporation Ltd and its Controlled Entities

Indonesian Gas Operations

Sengkang Gas Field

In Indonesia, we have a 51% interest in the 2,925.2 km² Sengkang Contract Area under a production sharing contract entered into with BPMigas, the Indonesian gas regulator and supervising body of upstream oil and gas activities. The 49% balance of the interest in the PSC is held by PT Energi Maju Abadi (EMA) a privately owned upstream oil and gas exploration and production company, a wholly owned subsidiary of the Bakrie Group. On 8 September 2021 EEES received advice from EMA they had entered into a conditional share purchase agreement with PT Energi Mega Perkasa Tbk (EMP) and PT Tunas Harapan Perkasa. The Sengkang PSC gives us the right to explore for and produce petroleum, including natural gas, within the Sengkang Contract Area until 22 October 2042. Our current operations in Indonesia consist of extracting and processing gas from the Kampung Baru Gas Field in the Sengkang Contract Area for supply to our Power Plant using our own gas infrastructure.



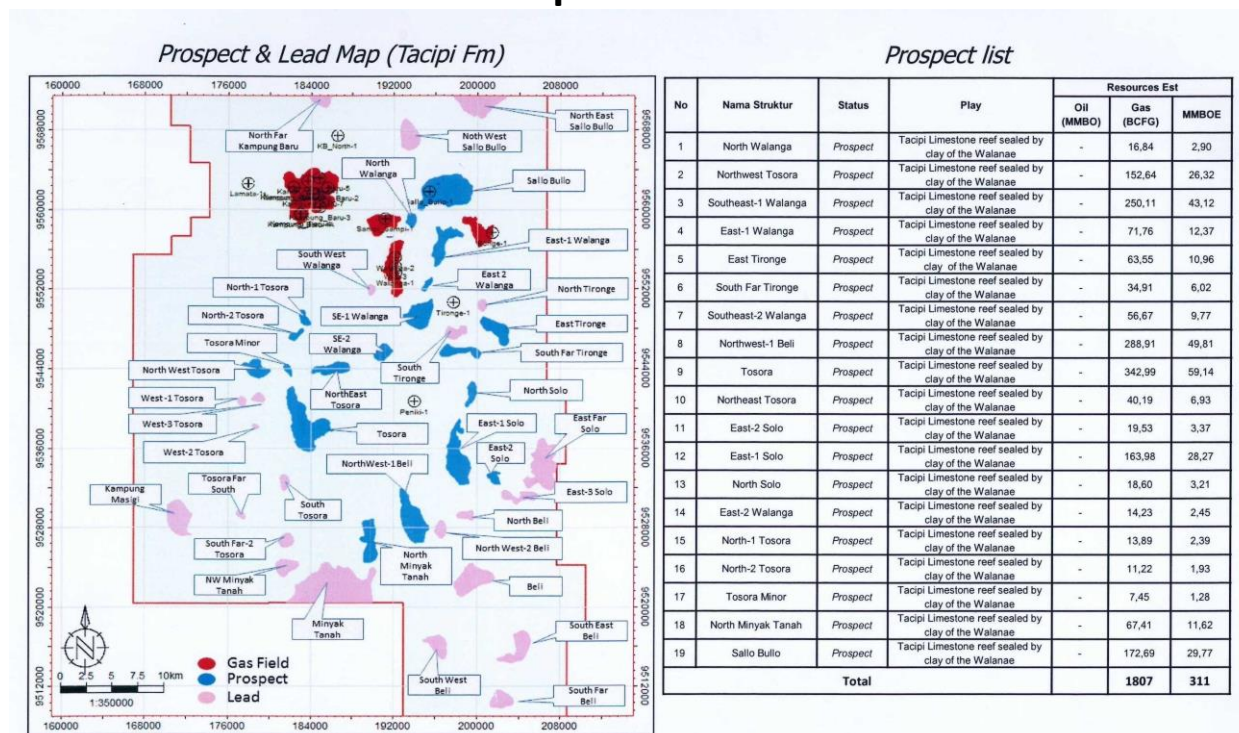
Natural gas from the production wells in the Sengkang Contract Area is piped to the central processing plant located in Wajo Regency, South Sulawesi. The central processing plant processes the gas to reduce the water, hydrogen sulphide and carbon dioxide content of the gas, which is then transmitted via pipeline to the Sengkang Combined Cycle Power Plant.

Directors' Report

Energy World Corporation Ltd and its Controlled Entities

The Sengkang PSC includes one producing gas field, the Kampung Baru Gas Field, the Wasambo Gas Fields, that will provide initial feedstock gas for our Sengkang Modular LNG project, and a considerable number of reefal build-ups and structures in the Sengkang Contract Area which are classified as Prospects & Lead.

Prospect & Leads



The Company believe the most likely favourable drillable prospects are Sallo Bullo, Tosora and North Minyak Tanah. This information formed the basis for our negotiations and future capital expenditure estimates agreed with SKKMigas when they approved our PSC extension of 20 years from October 2022 to October 2042.

The following table summarises the gas reserves and contingent resources estimated by our petroleum consultant Gaffney, Cline & Associates (GCA)⁽⁴⁾ of the various gas fields comprising the Sengkang Gas Field in the Sengkang Contract Area. We receive the report from GCA annually, and review and update the gross reserve and gross contingent resources:

Gross reserves (BCF)	1P	2P	3P
Kampung Baru Gas Field (as at 31 December 2020) ⁽¹⁾	23.0	27.0	30.0
Wasambo Gas Fields (as at 31 December 2020) ^{(1), (2)}	-	-	-
Total gross reserves	23.0	27.0	30.0
Gross contingent resources (BCF)	1C	2C	3C
Kampung Baru Gas Field (as at 31 December 2020)	128.0	164.0	214.0
Wasambo Gas Fields (as at 31 December 2020)	69.0	121.0	198.0
Total gross contingent resources⁽³⁾	197.0	285.0	412.0

Directors' Report

Energy World Corporation Ltd and its Controlled Entities

Gross reserves (BCF)	1P	2P	3P
Kampung Baru Gas Field (as at 31 December 2019) ⁽¹⁾	36.0	41.0	47.0
Wasambo Gas Fields (as at 31 December 2019) ^{(1), (2)}	-	-	-
Total gross reserves	36.0	41.0	47.0
Gross contingent resources (BCF)	1C	2C	3C
Kampung Baru Gas Field (as at 31 December 2019)	122.0	156.0	204.0
Wasambo Gas Fields (as at 31 December 2019)	69.0	121.0	198.0
Total gross contingent resources⁽³⁾	191.0	277.0	402.0

The certified gross gas reserves remained roughly consistent between financial years 2021 and 2020 (after deduction for consumption during the year) however some adjustment on categorization of P and C has been made to reflect the contracted volume of gas up to the expiry of the current gas contracts with PLN and BPMigas. The gross reserves (defined P) are therefore the volume of gas to be recoverable from the fields for these buyers. The Gross Field Contingent Resources (defined C) are the volume of gas estimated to be recoverable from the project beyond the expiry of the current commercial gas contracts.

Notes:

- (1) SKKMigas, on behalf of the Indonesian State, is entitled to a specified percentage of any natural gas or oil produced from the Sengkang Contract Area.
- (2) The Wasambo Gas Fields refers to the Walanga, Sampi Sampi and Bonge discoveries, which are a cluster of gas accumulations within the Sengkang Contract Area.
- (3) In accordance with the Petroleum Resources Management System guidelines, reserves estimates are limited to volumes expected to be economically recovered within the term of the existing commercial contracts. Reserves are limited to those volumes that can be extracted under the current contract. Volumes estimated to be producible from the Kampung Baru and Wasambo Gas Fields beyond this date are classified as contingent resources.
- (4) The information in this report that relates to the Reserves and Contingent Resources for the Sengkang PSC is based on information compiled and approved by Ms. Dewi Sri Redjeki, Senior Advisor of Gaffney Cline & Associates, Ms. Arse K Clarijs, Technical Director of GCA. Ms. Redjeki has over 20 years working experience in multinational companies – ARCO Indonesia, Eni Indonesia and Gaffney, Cline & Associates (GCA) with responsibilities in petroleum engineering, economic evaluation, commercial research (especially oil & gas and related industries), planning, scheduling, monitoring and budgeting. Ms. Clarijs has over 24 years petroleum industry experience in geoscience. She joined GCA in 2004 and has been managing and contributing to Reserves and Resources assessments for conventional and unconventional resources, basin studies, project acquisitions and divestments, as well as assets farm-out assistance. She previously worked for major and independent oil companies including Eni, Lasmco, Huffco and Lapindo. GCA is an independent international energy advisory group of over 50 year's standing. They provide both broad-based and detailed technical, commercial and strategic advice to clients across the upstream, midstream and downstream sectors of the oil and gas industry, using a project team approach. GCA's personnel bring extensive experience in the petroleum industry, gained from numerous projects around the world to every project. Their diverse backgrounds include employment with international and national oil companies and major consulting firms.

Directors' Report

Energy World Corporation Ltd and its Controlled Entities

Sengkang LNG Project

Our Sengkang LNG Project is controlled by our wholly owned subsidiary, PT South Sulawesi LNG (“PT SSLNG”).

We are developing the Sengkang LNG Project on the South Sulawesi coastline, in the same region as our Sengkang Contract Area and Sengkang Combined Cycle Power Plant, to monetise additional gas reserves and contingent resources in the Sengkang Contract Area in excess of the fuel requirement for the Sengkang Combined Cycle Power Plant. The project consists initially of (i) four modular LNG trains, each with a capacity of 0.5 MTPA for total LNG capacity of 2 MTPA, (ii) an LNG storage facility and (iii) an LNG loading facility.

This project is well advanced with key equipment, including four cold-boxes, compressors and ancillary equipment already installed on site. The LNG storage tank has been fully slipformed and is now subject to fit out. Jetty works have been finalised and loading arms have been installed. The interconnecting pipework and the installation of the control and instrumentation systems are being completed.



Marine Jetty



Sengkang LNG Plant

Directors' Report

Energy World Corporation Ltd and its Controlled Entities



Main Processing Plant Area

We announced in February 2021 that the Planology Department of Ministry of Forestry had formally completed the review of the historical land documentation and the remapping of the land area on which we are building our LNG facility and that we had received the renewed permit to enable us to re-access the site and recommence the activity, despite COVID-19.

Directors' Report

Energy World Corporation Ltd and its Controlled Entities

AUSTRALIA

Australian Gas Operations

Australian Gas Fields, Queensland

In Australia, AGF has commenced the recommissioning of our existing gas processing plants, The Eromanga Gas Plant and associated gas fields in the Cooper Basin and the Gilmore Gas Plant and Gilmore Gas Field in the Adavale Basin (Figure 1, 2). We expect gas production will commence from the connected Cooper Basin gas fields in June 2022, followed subsequently by Gilmore.

The Cooper Basin and Adavale Basin gas fields are connected to existing processing facilities, Eromanga and Gilmore, that AGF owns. Each has a throughput capacity of 12 TJ of gas per day, allowing us to produce up to 24 TJ per day when fully utilised. Both facilities are connected to existing gas production wells and the broader Queensland gas pipeline infrastructure.

Eromanga Gas Plant and Fields

The Eromanga gas processing plant is connected by pipeline to the production wells on Petroleum Licence (PL) PL115 (Bunya), PL116 (Cocos) and PL117 (Vernon) with an outlet line for processed gas linked to the Mt. Isa Pipeline serving the Queensland piped gas network. The initial gas supply which will be sold into the pipeline network for delivery to customers in Queensland.

The Cooper Basin gas fields comprise PL 115, PL 116 PL 117 and PL 1115 (previously PL 184). PL 115 contains the Bunya 1 and Bunya 2 wells and PL 116 contains Cocos 1 well and PL117 the Vernon 1 well. These four wells were previously in production until 2001. PL 1115 contains the Thylungra 1 and Thylungra 2 wells. Thylungra 1 is completed and was production tested, though not tied to the pipeline infrastructure.

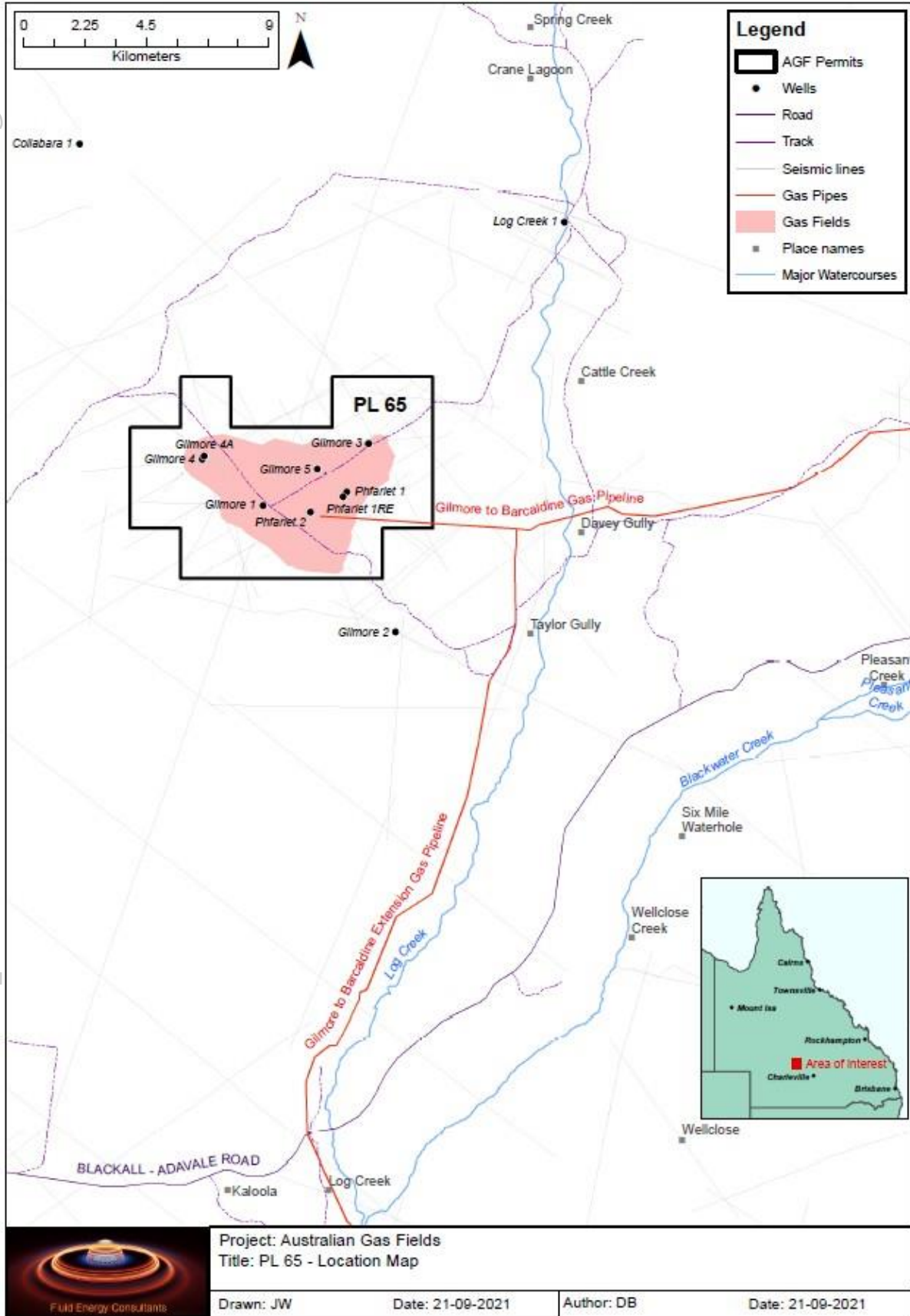
AGF was the authorized holder of ATP 549 (now expired) and applied for four PLs over discovered gas pools in the ATP, PL 1111, PL 1112, PL 1113 and PL 1114. These were recently granted with 20-year terms. AGF was also granted 5-year extensions over for PL115, PL116 and PL117 taking expiry out to September 2026.

Directors' Report

Energy World Corporation Ltd and its Controlled Entities

Figure

2.....



For personal use only

Directors' Report

Energy World Corporation Ltd and its Controlled Entities

Petroleum Licences (PL) renewals were achieved for PL115 (Bunya/Bunya North), 116 (Cocos) and 117 (Vernon) for a period of 7 years until 2026. PL184 (Thylungra) was re-issued for a 30-year term as PL1115. New PLs excised out of the remaining area of ATP549(C) were granted in August, PL1111 (Royal), PL1112 (Sheoak), PL1113 (Grandis) and PL1114 (Solitaire).

Fluid Energy Consultants (Fluid) was contracted to re-interpret the seismic and the gas-water contacts in the Permian Toolachee Formation reservoir. Fluid then determined the Reserve and the Contingent Resources in the fields and the discovered gas pools as per SPE PRMS (2018). The partially produced fields are included in Figure 3, and the New PL Resources are in Figure 4, with the total of Resources in Figure 5. Prospective Resources exist in the Permian Patchawarra Formation, that lies immediately under the Toolachee and these will be evaluated as the partially production wells are recompleted and cased and suspended wells are completed.

Partially Produced Fields

PL 115 Bunya/Bunya North

Past Production = 1.06BCF and estimated 84,800 barrels condensate

Field	Classification	Remaining Recoverable Resource (BCF)	Remaining Condensate (BBL)
Bunya/Bunya North-1	Produced Gas	1.06	84,800
	1P	0.38	30,400
	2P	4.22	337,681
	3P	6.05	484,370

PL 116 Cocos

Past Production = 0.44BCF and estimated 35,200 barrels condensate

Field	Classification	Remaining Recoverable Resource (BCF)	Remaining Condensate (BBL)
Cocos	Produced Gas	0.44	35,200
	1P	0.31	24,800
	2P	2.72	217,740
	3P	7.00	560,193

PL 117 Vernon

Past Production = 1.73BCF and estimated 138,400 barrels condensate

Field	Classification	Remaining Recoverable Resource (BCF)	Remaining Condensate (BBL)
Vernon	Produced Gas	1.73	138,400
	1P	3.27	261,600
	2P	5.35	289,470
	3P	6.70	397,331

PL 1115 Thylungra (not connected Prod test)

Past Production = 0.278BCF and estimated 22,600 barrels condensate

Field	Classification	Remaining Recoverable Resource (BCF)	Remaining Condensate (BBL)
Thylungra	Produced Gas	0.278	22,600
	1P	2.50	200,000
	2P	2.54	203,041
	3P	5.96	476,751

Figure 3.....

Directors' Report

Energy World Corporation Ltd and its Controlled Entities

New PLs

PL 1111 Royal and Huon

Field	Classification	Recoverable Resource (BCF)	Condensate (BBL)
Royal	1P	0.25	20,042
	2P	1.04	83,398
	3P	1.98	158,172

Field	Classification	Recoverable Resource (BCF)	Condensate (BBL)
Huon	1C	0.02	1,269
	2C	0.70	55,932
	3C	0.88	70,622

PL 1113 Royal and Huon

Field	Classification	Recoverable Resource (BCF)	Condensate (BBL)
Grandis	1P	0.01	1,044
	2P	0.86	68,967
	3P	2.41	192,669

PL 1112 Sheoak

Field	Classification	Recoverable Resource (BCF)	Condensate (BBL)
Sheoak	1P	1.22	97,882
	2P	1.54	123,332
	3P	1.69	135,529

PL 1114 Royal and Huon

Field	Classification	Recoverable Resource (BCF)	Condensate (BBL)
Solitaire	1P	0.01	512
	2P	1.41	112,745
	3P	6.10	487,666

Field	Classification	Recoverable Resource (BCF)	Condensate (BBL)
Foxtail	1C	0.01	1,063
	2C	0.77	61,767
	3C	6.39	511,346

Field	Classification	Recoverable Resource (BCF)	Condensate (BBL)
Alkina	1C	0.00	-
	2C	0.00	-
	3C	2.42	193,822

Total Contingent	Classification	Recoverable Resource (BCF)	Condensate (BBL)
	1C	0.02	1,575
	2C	2.18	174,512
	3C	12.49	999,012

Figure 4

AGF's Total ATP 549 Gas and Condensate Resources

Total Reserve		
	Remaining Recoverable Gas Reserve (BCF)	Remaining Recoverable Condensate Reserve (BBL)
1P	8.0	636,279
2P	19.7	1,436,372
3P	37.9	2,892,683
Totals Contingent Resource		
	Contingent Gas Resource (BCF)	Contingent Condensate Resource (BBL)
1C	0.0	2,333
2C	1.5	117,700
3C	9.7	775,790
Totals All Resources		
	Remaining Recoverable Gas Resources (BCF)	Remaining Recoverable Condensate Resources (BBL)
1P and 1C	8.0	638,612
2P and 2C	21.2	1,554,072
3P and 3C	47.6	3,668,472

Figure 5

Directors' Report

Energy World Corporation Ltd and its Controlled Entities

Over the past 12 months, in line with the Queensland Government request, as part of the Queensland Government Gas Acceleration Program, the steps taken to bring our Australian Gas Fields back on line include:

- Repair and maintenance of all pipeline Rights of Way and access roads (more than 150KM in total)
- Rehabilitation and maintenance of existing wellheads in our Eromanga Gasfields
- Integrity testing of Wells and Pipelines
- HSE

The initial well revitalization programme completed by our dedicated subcontractors and specialists confirmed gas flows and well head pressures at our existing wells.

Lease Area	Well Name	Well Head Pressure (KPA)	Well Head Pressure (Psi)
PL 115	Bunya 1	15,600	2,262
PL 115	Bunya 2	11,400	1,653
PL 116	Cocos	15,200	2,204
PL 117	Vernon	16,000	2,320

Stage 1 will include re-completion of Cocos-1, and Vernon-1 and completion of cased and suspended wells Cocos-2 and Sheoak. The wells will be entered and an integrity log will be run to determine if there are any problems before proceeding.

Stage 2 will include the re-completion of Bunya-1, -2 and Bunya North-1.



Directors' Report

Energy World Corporation Ltd and its Controlled Entities



Eromanga Gas Plant

Directors' Report

Energy World Corporation Ltd and its Controlled Entities

The Company has received a number of enquiries from potential customers for this gas and will be following up on these respective commercial opportunities. The Company has had discussions with the APA Group, the owner and operator of the Carpenteria Gas Pipeline that connects the Eromanga Gas Plant to the Queensland East Coast gas pipeline grid systems (also known as the Ballera to Mount Isa Pipeline). The Eromanga Gas Plant already has the required metering systems to facilitate the despatch of gas into this gas grid. Subject to government and permit requirements, we intend to commence production from these gas fields as part of the Queensland Gas Acceleration program as soon as possible.

Gilmore Gas Field

The Gilmore gas processing plant is connected to the Cheepie-Barcardine pipeline, which supplies gas to the Queensland pipeline network, both of which are owned and operated by third parties.

The Gilmore gas field comprises PL 65. PL 65 contains Gilmore 1, 3 and 4a wells. These three wells were previously in production until 2001. The DNRME of the Queensland Government has approved the renewal of PL 65 on 19 September 2017 for a period of 15 years. The renewed licence term commenced with effect from 16 December 2014 and expires on 15 December 2029.

In addition to sales of gas into the pipeline, we may be able to supply feed gas to our Gilmore LNG Project, a compact, 56,000 tonnes per annum (TPA) LNG liquefaction facility adjacent to our gas plant, which is partially completed. New wells may be drilled as required as we seek additional resources as demand for LNG increases. We expect to pay for such drilling programmes with revenue generated by LNG sales from Gilmore LNG.



Notes:

- * Our Australian reserves are management estimates based on resource reports provided to us by petroleum consultants engaged by us. The Company classifies these reserves as contingent resources, reflecting that these resources are not currently being commercially exploited.

Directors' Report

Energy World Corporation Ltd and its Controlled Entities

Other existing Australian gas and oil interests

Our other existing Australian oil and gas interests comprise our minority joint venture interests in various gas fields with independent third parties.

AGF has a 2% interest in the Naccowlah Block (part of ATP-259P) which is a producing oil field near to Eromanga. AGF also has a 2% interest in a number of petroleum leases which were derived from the Naccowlah Block. The Naccowlah Block is operated by Santos Limited, an independent third party, under a joint operating agreement originally entered into in 1982 to which AGF subsequently became a party. AGF receives a share of the revenues from the sale of oil produced from the Naccowlah Block currently equivalent to approximately 12,000 barrels per year but also bears its share of development costs and operating expenses. This is our only oil producing asset. In the year ended 30 June 2021, funding required for AGF's participation was A\$0.78 million (2020: A\$1.00 million) and AGF's share of revenue from the sale of oil was A\$1.3 million (2020: A\$3.3 million).

AGF is a party to a joint operating agreement with Strike Energy Limited, an independent third party, in respect of the exploration licence area PEL96, in the southern part of the Cooper/Eromanga Gas Field Basin in South Australia. PEL96 was initially granted in May 2009 for a five-year term. The renewed licence term was approved and commenced with effect from 13 November 2014 and extended the term to 12 November 2024. The permit area is approximately 4,050 km² in an onshore conventional oil and gas region and is located close to a gas production facility and open access gas pipe infrastructure connecting South Australia, Queensland and New South Wales. AGF's interest in PEL96 is 33.33%. On 16 August 2021, Strike Energy announced the sale of their interest in the PEL96 Joint Venture to Green Flame, a Joint Venture between Talon Energy and AVS. As of this date the sale has not been completed.

During the year ended 30 June 2021, funding required for AGF's participation was A\$0.8 million (2020: A\$1.3 million). As noted previously, the Group impaired its interest in PEL 96 during the year ended 30 June 2021.

Alice Springs LNG Facility

Our LNG businesses started in 1989 with our commissioning of a 10,000 TPA modular LNG facility located in Alice Springs, Australia's first commercial LNG plant.

Our Alice Springs LNG Facility is one of our existing assets. Although the facility is not currently in production or operation it has been upgraded and is ready for commercial supply of LNG to the market. This is as a result of an increased assurance as to the supply of gas in the network connected to the Alice Springs LNG Facility. Any future LNG supply contracts from our Alice Springs LNG Facility can be backed up with those from the Gilmore project and vice versa. We anticipate this backup will provide potential customers in the off-grid power generation and transportation markets with additional comfort on reliable LNG supplies.

Central Energy Australia Pty Ltd (CEA), a wholly owned subsidiary of EWC, owns the Alice Springs LNG Facility, a 454 TJ/annum (approximately 10,000 TPA) LNG facility at Alice Springs in the Northern Territory, which was operated by CEA for more than 18 years until the suspension of operations in 2006 at the end of the take-or-pay contract with NT PWC. Under this contract, CEA supplied LNG by cryogenic road tanker to a remote power station located in Uluru (Ayers Rock), operated by NT PWC, before converting LNG back to combustible material for fuelling the power generating equipment.

The Alice Springs facility was our first LNG development and the first commercial LNG facility in Australia. This small-scale modular LNG train confirmed the feasibility of LNG as an alternative to diesel fuel for remote area power generation where grid-supplied electricity or piped gas is not available. By operating a remote facility located at Alice Springs and transporting LNG by road tanker to a remote power station located in Uluru (Ayers Rock) for more than 18 years, we gained experience and established a proven track record in converting natural gas to LNG and in transporting LNG at cryogenic temperatures to be regasified and used at remote power plants. This core experience provides useful background for the development of our LNG business.

CEA will explore opportunities to sell LNG from our Alice Springs facility to customers who are seeking a competitively priced and clean fuel source for their off-grid power generation, particularly in the mining industry. These opportunities and marketing options will be developed in together with the Gilmore LNG Project. As our Alice

Directors' Report

Energy World Corporation Ltd and its Controlled Entities

Springs facility is dependent on a supply of gas from NT PWC and our Group does not own local reserves of gas, we would need to obtain gas supply from a third party in conjunction with such activity.

Australian LNG Operations



Alice Spring LNG Plant

Australian LNG development

Gilmore LNG Project

We are developing a compact modular 56,000 TPA LNG liquefaction facility adjacent to our Gilmore Gas Plant employing a compact modular LNG train design. We acquired the liquefaction and gas pre-treatment equipment for this plant from Chart. We target to sell LNG from Gilmore as fuel for off-grid power generation at remote mine sites and for long-haul road vehicles. We are considering the development of a network of roadside LNG refueling stations to supply LNG and compressed natural gas as vehicle fuel. These refueling stations would be supplied with LNG from Gilmore by road tanker. We have not entered into any binding arrangements for the sale of LNG from the Gilmore LNG Project.

Having completed the engineering and design under a management services agreement with Slipform Engineering International (H.K.) Ltd, we have entered into an engineering, procurement and construction contract with Slipform under which it is responsible for the design, construction and commissioning of the Gilmore LNG Project. We assess the current contingent resources at our Gilmore Gas Field to be sufficient for 8-10 years of LNG production from the plant. Gas from the Eromanga Gas Field could be used to supplement the gas supply from the Gilmore Field to its LNG Project.

Major equipment including the cold-box have been erected on site, and our planning is to complete the construction of the Gilmore LNG Project and associated works and undertake commissioning and commence operations once we have established additional funding for the project development.



Gilmore LNG Plant

Notes:

- * Our Australian reserves are management estimates based on resource reports provided to us by petroleum consultants engaged by us. The Company classifies these reserves as contingent resources, reflecting that these resources are not currently being commercially exploited.

Directors' Report

Energy World Corporation Ltd and its Controlled Entities

PHILIPPINES

Philippines LNG Hub

Our Philippines LNG Hub consists of several components, comprising: (i) a storage tank with a capacity of 130,000 m³ for storing LNG on site; (ii) a jetty and receiving and re-export terminal for berthing, unloading and reloading LNG ships; (iii) a regasification facility to convert LNG back to natural gas; and (iv) related support facilities (such as receiving and discharge lines, boil-off gas lines, metering, pumps and compressors). We expect this to be the first LNG terminal to become operational in the Philippines and we will be developing the LNG and gas market in the Philippines. The site has space and planning for a second storage tank with a capacity of 130,000m³.

The project is located on a property with a total land area of approximately 215,000 m² which we have leased from Malory Properties Inc.* for 20 years with an extension option for another 25 years. The site is adjacent to the existing Pagbilao power station, owned by an independent third party, which has a 230 kV electrical switchyard in place, connected to the main Luzon power grid in the Philippines. The site also benefits from sheltered deep water berthing for ocean-going vessels.



LNG Storage Hub

* Malory Properties Inc., a company incorporated on 23 March 1993 in the Philippines with limited liability, in which Mr. Stewart Elliott, who is our Chairman, Managing Director and Chief Executive Officer and one of our controlling shareholders has a 40% beneficial interest. Refer to Note 27 for more information.

Directors' Report

Energy World Corporation Ltd and its Controlled Entities

In January 2011, we received the Provisional Permit to undertake the construction of an LNG import terminal and regasification facility on Pagbilao Grande Island in Quezon Province, from the Department of Energy ('DOE'). The Provisional Permit, which took effect on 20 January 2011, authorises the construction of the Philippines LNG Hub within a period of 5 years and authorises its operations for 25 years.

In January 2019, the DOE further awarded us an update to the original permit that provides a further two years for construction of the hub terminal which is now in the process of being extended to allow the completion date of the first LNG hub to be tied to the commercial operation date of the associated 650 MW power station and the NGCP Pagbilao substation upgrade and the construction of the second LNG tank.

In addition to the DOE award of the Certificate Energy Project of National Significance (CEPNS) issued for the Pagbilao 650MW Power Station, on 26 November 2018, we also received a CEPNS award for the Pagbilao Hub Terminal and Regas facility on 12 July 2019. This now allows both projects to benefit from the specific provisions of Executive Order 30, introduced by President Duterte, to support important energy projects. This certification confirmed the continued support of DOE at the highest levels, which are deemed to help the development and security of energy in the Philippines.

The ongoing lockdown of Luzon as a result of COVID-19 restrictions has affected our ability to carry out normal site operations at our Pagbilao LNG Hub Terminal, nevertheless, apart from keeping the necessary house-keeping works in regularly maintaining the security, safety, environment of the site, there has been some progress achieved in such general and peripheral areas as the roadway, drainage, slope protection, revetment, etc. setting out for the preparation for the remobilization for the recommencement of work.

The LNG Hub Terminal could also act as an alternative gas supplier for the Malampaya gas field after its forecast depletion by 2024. This could provide a customer base for the Hub of an additional 3,200 MW of power.

The Philippines LNG Hub and associated works are well advanced. The LNG storage tank walls are complete and construction of the dome top roof has also now been completed. Jetty works with rock armouring and the various installations necessary including emergency quick release hooks and fenders have been completed. Installation of the jetty's loading arms has been completed. Site buildings and supporting infrastructure are under advanced stages of construction. Stainless steel pipeline from the jetty to LNG tank have been laid. The membrane lining for the tank has been delivered to site. Site formation for the second 130,000 m³ LNG tank is underway.

Our Philippines LNG Hub will primarily be used to facilitate the distribution of LNG and natural gas, including receipt, storage and dispatch of LNG cargoes, to four main markets:

- 1) For medium and long-term purposes, our Philippines Power Plant will serve as a principal purchaser of LNG from our Hub if we proceed to develop the plant;
- 2) Users throughout the Philippines, with distribution by sea to other small-scale coastal terminals. We expect these terminals to have facilities for LNG to be sold and shipped by road tanker;
- 3) Other domestic sales in the Philippines in the form of LNG and compressed natural gas for use as vehicle fuels; and
- 4) Marketing of LNG to other purchasers in the Asia Pacific region.

The availability of these sales channels will be subject to our obtaining necessary licences and approvals, including export approval if we decide to market the LNG outside of the Philippines. We believe the location of the Philippines LNG Hub along international LNG trade routes will facilitate the development of an Asian LNG spot market. However, we have not yet entered into any binding arrangements for the sale of LNG or gas from the Philippines LNG Hub.

We envisage supplying LNG sourced from our own fields in Sengkang, South Sulawesi, as well as from independent third party producers and suppliers and from the international spot market. We have not yet entered into any binding arrangements for the supply of LNG to the Philippines LNG Hub. However we have received significant interest from major third party LNG supplier to provide LNG to our Hub Terminal at competitive prices and within reasonable

Directors' Report

Energy World Corporation Ltd and its Controlled Entities

delivery timeframes. The LNG Carrier "Ocean Quest" can act as temporary Floating Storage Unit pending completion of the Hub Facility.

LNG Carrier "Ocean Quest" (IMO: 7391214, MMSI: 257991000) is a LNG tanker currently sailing under the flag of Norway. Ocean Quest has 289m length overall and beam of 41m. Her gross tonnage is 88,919 tons. LNG Ocean Quest has a capacity to carry up to 128,000 cubic meters of LNG.

LNG Carrier "Ocean Quest" is owned by Hong Kong LNG, a subsidiary of Energy World International Limited. The Technical Operation of the Ship is managed by OSM and Local Husbandry Services in the Philippines are provided by ESU Marine.

LNG Carrier "Ocean Quest" will be dedicated to EWC's LNG Hub Terminal in the Philippines where she will be based. EWC and EWI are in the process of negotiating commercial terms. The ship will be able to collect cargos of LNG and has sufficient capacity to act as floating storage and has onboard regasification and processing equipment if necessary should this be required to provide re-gasified LNG directly to the Power Station.

For personal use only

Directors' Report

Energy World Corporation Ltd and its Controlled Entities

Philippines Power Plant

We are constructing a power plant located on Pagbilao Grand Island adjacent to the Philippines LNG Hub (“Power Plant”). The site for the plant is adjacent to the existing Pagbilao power station, owned by an independent third party, and to the 230 kV switch-yard which is connected to the main Luzon power grid in the Philippines. The plant we are developing will be a 600-650MW (2×200MW GT plus 200/250MW ST) gas fuelled combined cycle power plant based on highly efficient Siemens SGT 5000F gas turbines and associated plant and infrastructure.



Philippines Power Plant 2 x 200MW

In addition to solving the immediate need for new power generation the LNG fuelled Power Plant will support the Department of Energy’s (“DOE”) push to reduce the country’s carbon footprint per kWh and develop an environmentally friendly energy industry to support economic growth in the country.

We intend to sell the electricity generated by our Power Plant into the Philippines Wholesale Electricity Spot Market (WESM) on a merchant basis. This is consistent with the Government’s intention of growing the local spot market for electricity and has received full support from the Department of Energy as well as our Lenders. The DOE also has a long-term plan in place to develop the Philippines’ power industry to include a greater reliance on Natural Gas. In the Power Development Plan (PDP) 2017-2040 of DOE, 43,765MW new capacity is needed before end 2040. According to a report presented by the DOE at the 27 May 2014 LNG conference, the Philippines as of 2012 was generating 72,922 GWh with approximately 26.9% of that coming from Natural Gas. Under the DOE’s preferred “Low Carbon Scenario” they are forecasting a need for 147,111 GWh in 2030 with 34.3% of that coming from Natural Gas. This represents a growth of more than 150% of power generation coming from Natural Gas or over 4,200 MW of new Natural Gas power generation based on their estimates. As the current indigenous gas supply in the Philippines is being fully utilized by existing plants, this increase in demand will have to be met by imported LNG. Our power plant will be the first of its kind in the Philippines and as such we are working closely with the Department of Energy to help them realize their long-term goals of economical, clean and green power generation and gas-based industries.

Directors' Report

Energy World Corporation Ltd and its Controlled Entities

The Company has an engineering, procurement and construction (EPC) contract Slipform Engineering International (H.K.) Ltd*, dated 3 March 2014 with the Contract Price of US\$588 million excluding financial costs for a 650MW Combined Cycle LNG Fired Power Plant and associated regasification facility.

The ongoing lockdown of Luzon as a result of COVID-19 restrictions has affected our ability to carry out normal site operations at our Pagbilao Power Plant, nevertheless, apart from keeping the necessary house-keeping works in regularly maintaining the security, safety, environment of the site, there has been some progress achieved in such general and peripheral areas as the roadway, drainage, s ope protection, revetement, etc. setting out for the preparation for the remobilization for the recommencement of work.

Our land acquisition programme for the Right of Way (ROW) has continued, and where this has been completed soil investigation engineering studies have been completed for the intital transmission towers.

Through video conferencing meetings, we have kept an ongoing dialog with the Department of Energy (DOE) and other key stakeholders for both the Pagbilao LNG Hub and Power Projects.

In February 2017, the National Grid Corporation of the Philippines (NGCP) has confirmed they had received clearance from the Electricity Regulatory Commission (ERC) to develop a substation in Pagbilao, Quezon Province. This additional substation will enable NGCP to address the capacity limitation of the existing Tayabas substation and accommodate additional generation capacities from new power plants being built in Quezon Province including the full capacity of our 650MW combined cycle LNG fuelled power plant. We have been advised by DOE the new Pagbilao sub-station being constructed by NGCP is still targeted for completion by March / June 2022.

Other Opportunities

Other opportunities may arise in the future which are consistent with our strategy and which will be considered on a case-by-case basis for commercial viability. These may include opportunities to acquire or develop power stations near or adjacent to our existing or proposed LNG hubs or to secure equity interests in upstream projects that we are or may become involved in, for example equity interests in stranded gas reserves that we can exploit through our development of LNG facilities using our modular LNG technology.

We are also considering possibilities of developing further power plants, which include renewable power generation facilities as well as further developing highly efficient gas-fuelled power plants consistent with our existing power operations, either on a standalone basis or in conjunction with the development of an LNG facility.

Insurance

Consistent with industry practice, we have the following insurance policies, arranged by Aon Risk Services Australia Limited: commercial insurance, workers compensation insurance, fleet and haulage vehicle insurance, public and products liability insurance, domestic insurance, and directors' and officers' insurance.

Consistent with industry practice, EEES and PTES have the following insurance policies, arranged by AON Insurance Group: property damage/machinery breakdown/business interruption insurance, earthquake insurance, comprehensive general liability insurance, marine cargo insurance, motor vehicles insurance, standard workmen's compensation and employer's liability insurance, group personal accident insurance and money insurance.

We also have a Construction All Risks insurance for projects under development in Sengkang and Philippines.

Our Directors believe that our Group's insurance coverage is sufficient and adequate for our Group. In the event of such an accident, we have the above-mentioned insurance policies to manage the potential risks involved.

* Slipform Engineering International (H.K.) Ltd, a company incorporated in Hong Kong with limited liability, in which Mr. Stewart Elliott, who is EWC's Chairman, Managing Director and Chief Executive Officer and Mr. Graham Elliott, who is a Director, have a 90% and 10% beneficial interest respectively. Refer to Note 27 for more information.

Directors' Report

Energy World Corporation Ltd and its Controlled Entities

Environment, Infrastructure Impact and Safety Matters

Overview

Our Group places great emphasis on safety and environmental protection and has a strong track record of environmental, health and safety compliance. Our Group is committed to ensuring that its operations meet applicable legal requirements and, where higher, strives to meet international industry standards.

Hand in hand with the environmental impact assessment come the infrastructure impact statement, setting out the required and voluntary site improvements including roads, housing, electricity and water supply. The infrastructure improvements are implemented in close relation to the local communities and community leaders.

Our Group has extensive operating procedures designed to ensure the safety of its workers, the assets of the Group, the public and the environment. Our Group provides its employees with comprehensive training in safety and environmental related matters. Our Group only contracts construction and operations to companies that are able to demonstrate that their procedures meet applicable standards. We believe that the Group's safety record has met or exceeded international standards over the past decade.

Environmental

Our operations are centered on the use of natural gas, both as a resource that we extract and sell from our gas fields and as the fuel for our power plants. Natural gas is less carbon intensive than other fossil fuels and produces fewer greenhouse gas emissions per unit of energy released. For an equivalent amount of heat, natural gas when burned produces approximately 45% less carbon dioxide than burning coal and approximately 30% less carbon dioxide than burning fuel oil. Furthermore, compared to coal and fuel oil, natural gas emits very low levels of harmful emissions such as nitrogen oxide and sulphur dioxide when burned and does not release any ash or other similar atmospheric pollutant.

Our gas and power operations are subject to various Indonesian and Australian national and local environmental protection laws and regulations both in relation to their design and construction and in relation to their ongoing operations. Our Directors believe that our Group is in compliance with applicable Indonesian and Australian environmental laws and regulations in all material respects.

Our Group strives to minimise adverse environmental effects through the preparation of environmental management and environmental monitoring plans. Since 2003, we have employed the Indonesian Ministry of Environment's Programme for Pollution Control Evaluation and Rating System ("PROPER") used to rank the environmental management status of Indonesian companies. The Sengkang Power Plant currently holds a "green" PROPER ranking, indicating that the operations of the plant comply with regulatory requirements and that we have taken concrete steps to go beyond such compliance. The Sengkang Gas Field currently holds a "blue" PROPER ranking, indicating that the operations of the Sengkang Gas Field comply with all environmental and social requirements, including all numerical standards, nominated in our environmental monitoring and management plans.

In relation to the Sengkang Power Plant, CEPA Indonesia, as the contractor under the CEPA O&M Agreement is required to carry out regular sampling and analysis of emissions and effluent, as well as conduct calibrations of emissions equipment at the plant. We also employ independent engineers to sample and measure ambient air quality. In addition, waste from the plant is disposed of by a government-authorized disposal company. In relation to the Sengkang Gas Field and the Sengkang Power Plant, toxic and hazardous wastes are first stored in designated storage facilities before being transferred by licenced transporters to authorised hazardous waste facilities.

The Sengkang LNG Project is designed and will be constructed to enable its operations to fully comply with all applicable local environmental standards and with reference to the International Finance Corporation's ("IFC") Performance Standards and Environmental, Health and Safety ("EHS") Guidelines. We similarly intend for the design and construction of all of our future projects to be benchmarked against international environmental standards.

Health and Safety

Our Group is subject to Indonesian, Philippines, Hong Kong and Australian national and local laws and regulations in relation to occupational health and safety, discrimination and workplace relations.

Our Group recognises the particular risks associated with the power generation and gas industries and continually strives to improve the handling of these risks. Our Group holds various health and safety-related insurance policies, including workers' compensation insurance and comprehensive general liability insurance.

Directors' Report

Energy World Corporation Ltd and its Controlled Entities

PTES and EEES are responsible for environmental, health and safety matters at the Sengkang Power Plant and Sengkang Gas Plant, respectively, and each has policies, procedures and personnel in place to manage this process. CEPA Indonesia, as operator of the Sengkang Power Plant, is also required to implement specific safety and occupational health procedures in compliance with PTES's policies and procedures and to maintain, at its cost, workers' compensation insurance, employer's liability and occupation disease liability insurance and automobile liability insurance. In addition to the regulatory requirements to which we are subject, we are required under the terms of the Sengkang PPA to employ all safety devices and safety practices and carry out maintenance in relation to the operation and maintenance of the Sengkang Power Plant in accordance with the standards of prudence applicable to the gas-fired electric utility industry. Maintenance must be conducted in a manner that does not endanger the safety of personnel or equipment and we are required to keep accurate records of any accident or other occurrence at the Sengkang Power Plant that results in injury to persons or damage to property.

Central Energy Power Pty Ltd ('CEP') is responsible for environmental, health and safety matters at the Alice Springs Power Plant and has policies, procedures and personnel in place to manage this process.

Our Directors believe that our Group is not in violation of any occupational health and safety laws and regulations that would likely have a material adverse effect on the operation of our business and that no fatal accidents or material non-fatal injuries have occurred in relation to our operations. Our business and financial condition has not been materially affected by any injury to people or property.

Community Relations

Our corporate social responsibility programme focuses on taking an active and influential part in the development of the jurisdictions in which we operate. Our commitment is to conduct our operations in an ethical, responsible, independent and transparent manner. We seek to contribute to the economic and social welfare of the local communities through a number of community development projects and by having regard to community interests when developing and operating our projects.

Legal Proceedings

As at the date of this report, our business and financial condition has not been materially affected by any litigation or administrative proceedings.

Compliance

Our Directors have confirmed that our Group is not in violation of any laws and regulations (including labour and social welfare laws and regulations in general and in relation to the payment of mandatory contributions in respect of employees) that would likely have a material adverse effect on the operation of our business and that our Group has obtained all material licences and permits that are necessary to enable our Group to carry out our business as it is currently conducted. In particular, our Directors have confirmed that during this financial year neither we nor our Directors have committed any material breach of the Australian Corporations Act or the ASX Listing Rules, nor have we experienced any disciplinary action by the ASX in relation to compliance with the ASX Listing Rules.

Significant Changes in the State of Affairs

In the opinion of the Directors, there were no significant changes in the state of affairs of the consolidated entity that occurred during the financial year under review.

Events Subsequent to Balance Sheet Date

There are no other significant events occurring after the balance sheet date which may affect the Company's operations or results of these operations or the Company's state of affairs.

Directors' Report

Energy World Corporation Ltd and its Controlled Entities

Likely Developments

The following summary of likely developments in relation to the Company contains timetable estimates, which are the Company's considered view of the current time frame, and may be subject to change and is also subject to various risk factors including: Contractual risks associated with power, gas and LNG sales; Construction and timetabling risks involved with major projects; Reliance on third parties (e.g. to complete supporting infrastructure or provide fuel sources in a timely manner); Water supply and mechanical and electrical risks associated with power generation, gas and LNG production; Exploration and development risks; Obtaining sufficient capital to fund current and future projects; and obtaining appropriate licences and governmental approvals to implement current and future projects.

- *Eromanga and Gilmore Gas Fields*

We anticipate that we will restart gas production from Eromanga in 2022, followed by gas production from Gilmore.

- *Gilmore LNG Project*

We envisage that we will complete the commissioning of the Gilmore LNG plant following the restart of gas production from the Gilmore gas field.

- *Philippines LNG Hub*

We envisage that we will complete the construction of the Philippines LNG Hub and associated works and commissioning and commencement of operations in 2022/2023.

- *Philippines Power Project*

We envisage that we will complete the commissioning of the first and second phase of the Philippines Power Project (being the commissioning of the first and second 200MW gas turbine and associated works) in 2022, subject to the completion by NGCP of the new Pagbilao Substation. The completion of the associated 250MW steam turbine package will be thereafter.

- *Sengkang LNG Project*

In respect of our Sengkang LNG Project, we anticipate that we will complete the construction of the first 0.5MTPA train and associated works commissioning and commence operations in 2022. We expect three additional modular trains to commence commercial production of LNG at three or six-month intervals after the first train begins production.

Dividends

No dividend was declared or paid during the year. No final dividend is payable for the year ended 30 June 2021 (2020: Nil).

Directors' Report

Energy World Corporation Ltd and its Controlled Entities

Directors' Interests

The relevant interest of each Director in the shares, debentures, interests in registration schemes and rights or options over such instruments issued by the companies within the consolidated entity and other related body corporate, as notified by the Directors to the Australian Securities Exchange in accordance with S205G(1) of the Corporations Act 2001 as at the date of this report is as follows:

Name of Directors	Energy World Corporation Ltd ordinary shares as at 1 October 2021
Mr S.W.G. Elliott	912,847,142
Mr B. J. Allen	-
Mr G.S. Elliott	-
Mr M.P. O'Neill	3,037,000
Mr L.J. Charles	-
Mr K.P. Wong	-

Indemnification and insurance of directors and officers

The company has agreed to indemnify all the directors and executive officers against liabilities to another person (other than the Company or consolidated entity) for which they may be held personally liable, provided that the liability does not arise out of conduct involving a lack of good faith.

The Directors have not included details of the nature of the liabilities covered or the amount of the premium paid as such disclosure is prohibited under the terms of the contract.

Indemnification of auditor

To the extent permitted by law, the Company has agreed to indemnify its auditors, Ernst & Young Australia, as part of the terms of its audit engagement agreement against claims by third parties arising from the audit (for an unspecified amount). No payment has been made to indemnify Ernst & Young during or since the financial year.

Non-Audit Services

During the year, Ernst & Young Australia and its global affiliates have not provided any non-audit services to the consolidated group. Refer to note 6 for details of the amounts Ernst & Young received or are due to receive for the year ended 30 June 2021.

Auditor's Independence

Declaration

The auditor's independence declaration is set out on page 46 and forms part of the Director's Report for the financial year ended 30 June 2021.

Rounding

The Company is of a kind referred to in ASIC Corporations Instrument 2016/191 dated 24 March 2016 and in accordance with that Corporations Instrument, amounts in the financial report and Directors' report have been rounded to the nearest thousand dollars, unless otherwise stated.

Directors' Report

Energy World Corporation Ltd and its Controlled Entities

Remuneration Report (Audited)

This remuneration report for the year ended 30 June 2021 outlines the remuneration arrangements of the Company and the Group in accordance with the requirements of the *Corporations Act 2001* (the Act) and its regulations. This information has been audited as required by section 308(3C) of the Act.

The remuneration report details the remuneration arrangements for key management personnel (KMP) who are defined as those persons having authority and responsibility for planning, directing and controlling the major activities of the Company and the Group, directly or indirectly, including any director (whether executive or otherwise) of the parent company.

The remuneration report is presented under the following sections:

1. Individual key management personnel disclosures
2. Compensation of key management personnel of the group
3. Options and rights over equity instruments granted as compensation
4. Board oversight of remunerations
5. Non-Executive director remuneration arrangements
6. Executive remuneration arrangements
7. Arrangements with director

1. Individual Key Management Personnel Disclosures

Details of KMP are set out below:

(i) Directors

<i>Name</i>	<i>Position</i>
Mr. Stewart William George Elliott	Chairman, Managing Director and CEO
Mr. Brian Jeffrey Allen	Executive Director and Finance Director
Mr. Graham Stewart Elliott	Executive Director and Company Secretary
Mr. Michael Philip O'Neill	Independent Non-Executive Director
Mr. Leslie James Charles	Independent Non-Executive Director
Mr. Kin Pok Wong	Non-Executive Director

Directors' Report

Energy World Corporation Ltd and its Controlled Entities

Remuneration Report (Audited) (continued)

2. Compensation of Key Management Personnel of the Group

	Salary & fees		Short-term benefits				Other		Post employment benefits		Total	
	2021	2020	Cash bonus		Non monetary benefits		2021	2020	Superannuation		2021	2020
	US\$	US\$	2021	2020	2021	2020	2021	2020	2021	2020	2021	2020
Executive Directors												
S.W.G. Elliott	400,000 ⁽¹⁾	400,000 ⁽²⁾	-	-	50,000	50,000	-	-	-	-	450,000	450,000
B.J. Allen	295,000 ⁽³⁾	295,000 ⁽⁴⁾	-	-	25,000	25,000	-	-	-	-	320,000	320,000
G.S. Elliott	95,853 ⁽⁵⁾	187,500 ⁽⁶⁾	22,500 ⁽¹¹⁾	22,500 ⁽¹²⁾	-	-	-	-	5,543	-	123,896	210,000
Non-executive Directors												
L.J. Charles	37,500 ⁽⁷⁾	37,500 ⁽⁸⁾	-	-	-	-	-	-	-	-	37,500	37,500
M.P. O'Neill	37,500 ⁽⁹⁾	37,500 ⁽¹⁰⁾	-	-	-	-	-	-	-	-	37,500	37,500
K.P. Wong	69,026	68,840							2,320	2,308	71,346	71,148
Total	934,879	1,026,340	22,500	22,500	75,000	75,000	-	-	7,863	2,308	1,040,242	1,126,148

⁽¹⁾ Accumulated Director Fee payable \$350,000

⁽²⁾ Accumulated Director Fee payable \$300,000

⁽³⁾ Accumulated Director Fee payable \$315,000

⁽⁴⁾ Accumulated Director Fee payable \$270,000

⁽⁵⁾ Accumulated Director Fee payable \$115,034

⁽⁶⁾ Accumulated Director Fee payable \$215,034

⁽⁷⁾ Accumulated Director Fee payable \$210,565

⁽⁸⁾ Accumulated Director Fee payable \$173,065

⁽⁹⁾ Accumulated Director Fee payable \$262,500

⁽¹⁰⁾ Accumulated Director Fee payable \$225,000

⁽¹¹⁾ Accumulated Bonus payable \$22,500

⁽¹²⁾ Accumulated Bonus payable \$22,500

Directors' Report

Energy World Corporation Ltd and its Controlled Entities

Remuneration Report (Audited) (continued)

3. Options and Rights over Equity Instruments Granted As Compensation

No options were held by key management personnel.

The movement during the reporting period in the number of ordinary shares of Energy World Corporation Ltd held directly, indirectly or beneficially, by each specified director, including their personally related entities is as follows:

Shares	Held at 1 July 2020	Purchase	Sale	Held at 30 June 2021
<i>Specified Directors/ Non-Executive</i>	-	-	-	-
L. J. Charles	-	-	-	-
M.P. O'Neill	2,312,000	935,000	210,000	3,037,000
K.P.Wong	-	-	-	-
<i>Executive</i>				
S.W.G. Elliott	711,931,437	200,915,705	-	912,847,142
B.J. Allen	-	-	-	-
G.S. Elliott	-	-	-	-
<i>Total</i>	714,243,437	201,850,705	210,000	915,884,142

No shares were granted to key management personnel during the reporting period as compensation.

4. Board Oversight of Remunerations

Remuneration Committee

We established a Remuneration Committee on 12 March 2012 with written terms of reference in compliance with the ASX Corporate Governance Principles. The primary duties of the Remuneration Committee include:

- making recommendations to our Directors on our policy and structure for all remuneration of our Directors and senior management and establishing a formal and transparent procedure for developing policies on such remuneration;
- determining the terms of the specific remuneration package of our Directors and senior management;
- reviewing and approving performance-based remuneration by reference to corporate goals and objectives resolved by our Directors from time to time.

The Remuneration Committee currently consists of two members, all of whom are Independent Non-Executive Directors, being Mr. Michael O'Neill (as the Chairman of the Remuneration Committee) and Mr. Leslie Charles.

Remuneration Approval Process

Before implementing any of the following proposals the Board will ask the Committee to review the proposal and make a recommendation to the Board in relation to it:

- any change to the remuneration or contract terms of the Chief Executive Officer and any other Executive Director, the Company Secretaries and all senior executives reporting directly to the Chief Executive Officer;
- the design of any new equity plan or executive cash-based incentive plan, or the amendment of any existing equity plan or executive cash-based incentive plan;
- the total level of awards proposed from equity plans or executive cash-base incentive plans; and
- any termination payment to the Chief Executive Officer, any other Executive Director, the Company Secretary or any senior executive reporting directly to the Chief Executive Officer. A termination payment to any other departing executive must be reported to the Committee at its next meeting.

Directors' Report

Energy World Corporation Ltd and its Controlled Entities

Remuneration Report (Audited) (continued)

Remuneration Strategy

Our remuneration policy is intended to attract, retain and motivate highly talented individuals and to ensure the incentivisation of our workforce is aligned to deliver our business strategy and to maximise shareholder wealth creation. The key principles of the remuneration policy are to:

- set competitive rewards to attract, retain and motivate highly skilled people
- ensure remuneration planning continues to be integrated within our business planning process;
- reward levels and performance targets will be set at appropriate levels to reflect the competitive market in which we operate;
- the prevailing economic environment and the relative performance of comparable companies.

Company Performance and its Link to Remuneration

The Company's performance from the period 1 July 2016 to 30 June 2021 is shown in the table below:

	FY21	FY20	FY19	FY18	FY17
Revenue (\$000's)	149,365	159,245	149,164	158,188	177,774
Net profit (loss) after tax (\$000's)	1,842	12,319	29,357	22,150	26,863
Operating profit before tax (\$000's)	19,571	36,016	48,968	41,742	51,262
Earnings per share – Basic	0.03 cents	0.61 cents	1.58 cents	1.20 cents	1.47 cents
Closing share price	AUS\$ 0.079	AUS\$ 0.060	AUS\$ 0.064	AUS\$ 0.17	AUS\$ 0.38

5. Non-Executive Director Remuneration Arrangements

Remuneration Policy

The level of remuneration is to be set so as to attract the best candidates for the Board while maintaining a level commensurate with boards of similar size and type; in making its recommendations to the Board, the Committee should take into account the following guidelines*:

- (a) Non-Executive Directors should normally be remunerated by way of fees in the form of cash, non-cash benefits, superannuation contributions or salary sacrifice into equity;
- (b) Non-Executive Directors should not normally participate in schemes designed for the remuneration of executives;
- (c) Non-Executive Directors should not receive options or bonus payments;
- (d) Non-Executive Directors should not be provided with retirement benefits other than superannuation; and
- (e) where necessary recommend that the Board seek an increase in the amount of remuneration for Non-Executive Directors approved by shareholders.

* ASX Corporate Governance Council, Corporate Governance Principles and Recommendations, Box 8.2.

Directors' Report

Energy World Corporation Ltd and its Controlled Entities

Remuneration Report (Audited) (continued)

Structure

Mr. Michael O'Neill entered into an appointment letter with the Company on 12 March 2012. Mr Leslie Charles was appointed as an Independent Non-Executive Director on 20 November 2015. Mr. KP Wong was appointed as a Non-Executive Director on 4 December 2018. Each of the Independent Non-Executive Directors is subject to retirement and re-election every three years commencing from the date of their appointment. The aggregate annual fees payable to the Company's Independent Non-Executive Directors under the appointment letters is US\$75,000.

6. Executive Remuneration Arrangements

Each of the Executive Directors entered into a service agreement for a period of 3 years extendable. Either party has the right to terminate the agreement by giving the other party a prior notice of not less than six months.

7. Arrangements with Directors

Arrangements with EWI and Mr. Stewart Elliott

EWC has entered into a binding co-operation and non-competition agreement (the "**Framework Agreement**") with EWI and Mr. Stewart Elliott (each, together with its or his respective associates, a "**Covenantor**").

The Framework Agreement governs the conduct of the activities in the Asia Pacific region between each Covenantor and the Group in relation to:

- developing, constructing, owning or operating gas-fired power plants;
- developing, constructing, owning or operating LNG facilities, including: up-stream, modular LNG liquefaction, storage and export facilities; and mid- and down-stream, modular LNG import, regasification and storage facilities; and
- the production, trading or sale of power, natural gas and LNG, (together, the "**Relevant Sector**").

Signed in accordance with a resolution of the Directors:



Stewart William George Elliott

Chairman/Managing Director

Dated 1 October 2021



**Building a better
working world**

Ernst & Young
200 George Street
Sydney NSW 2000 Australia
GPO Box 2646 Sydney NSW 2001

Tel: +61 2 9248 5555
Fax: +61 2 9248 5959
ey.com/au

Auditor's Independence Declaration to the Directors of Energy World Corporation Ltd

As lead auditor for the audit of the financial report of Energy World Corporation Ltd for the financial year ended 30 June 2021, I declare to the best of my knowledge and belief, there have been:

- a) no contraventions of the auditor independence requirements of the *Corporations Act 2001* in relation to the audit; and
- b) no contraventions of any applicable code of professional conduct in relation to the audit.

This declaration is in respect of Energy World Corporation Ltd and the entities it controlled during the financial year.

Ernst & Young

Ryan Fisk
Partner
Sydney
1 October 2021

For personal use only

Corporate Governance Statement

Energy World Corporation Ltd and its Controlled Entities

Introduction

The Directors of the Company are committed to having an appropriate corporate governance framework and are aware of the recommendations made by the ASX Corporate Governance Council. These recommendations have been further recognized and approved by the Board and are valid as at 30 June 2021 and remain so for a further period of 12 months.

The Company is required to disclose the extent to which it has complied with the ASX Corporate Governance Principles and Recommendations. Outlined below are the principal corporate governance practices of the Company which the Company believes it has followed to the most practicable extent, along with any reasons for non-compliance with the recommendations. Shareholders may find more information about the corporate governance and principles of the ASX from www.asx.com.au.

Principle 1: Lay solid foundations for management and oversight

Role of the Board

The Board of Directors guides and monitors the business and affairs of the Company on behalf of its shareholders, by whom the Directors are elected and to whom they are accountable. The Board of Directors is responsible for the overall Corporate Governance of the consolidated entity including:

- Providing strategic direction and deciding upon the Company's business strategies and objectives with a view to seeking to optimize the risk adjusted returns to investors;
- Monitoring the operational and financial position and performance of the Company;
- Overseeing risk management for the Company;
- Ensuring that the Company's financial and other reporting mechanisms result in adequate, accurate and timely information being provided to the Company;
- Ensuring that shareholders and the market are fully informed of all material developments; and
- Overseeing and evaluating the performance of the Managing Director and other senior executives in the context of the Company's strategies and objectives.

The following Principle 1 recommendations are not yet complied with:

- The Company has not formalised the functions reserved to the board and those delegated to management. However, the responsibilities of the board are set out above.
- Evaluation of the performance of the senior executives is undertaken by the Board of Directors, however the Company has not formalised this evaluation process.
- Periodical evaluations of the Board of Directors.

Corporate Governance Statement

Energy World Corporation Ltd and its Controlled Entities

Principle 2: Structure the Board to add value

Composition of the Board

The names of the Directors of the Company, together with details of their relevant experience are set out in the Directors' Report.

The procedures for election and retirement of Directors are governed by the Company's Constitution and the Listing Rules of Australian Stock Exchange Limited.

The composition of the Board is determined using the following principles:

- The Board shall comprise Directors with a range of expertise encompassing the current and proposed activities of the Company.
- Where a vacancy is considered to exist, the Board selects an appropriate candidate through consultation with external parties, consideration of the needs of the shareholder base and consideration of the needs of the Company. Such appointments are referred to shareholders at the next available opportunity for re-election at the general meeting.

Board Processes

The Board meets on a regular basis, and also when appropriate, for strategy meetings and any extraordinary meetings at other times as may be necessary to address any specific significant matters that may arise.

Standing items for meetings include Executive Director's updates, financial reports, strategic matters, governance and compliance. Submissions are circulated in advance. Executives are regularly involved in Board discussions and Non-Executive Directors have other opportunities, including visits to operations, for contact with the employees.

Conflict of Interest

In accordance with the *Corporations Act 2001* and the Company's constitution, Directors must keep the Board advised, on an ongoing basis, of any interest that could potentially conflict with those of the Company. In this regard, the Company has procedures for determining and managing conflicts of interest, which includes having a formal Conflicts of Interest and Related Party Transactions Policy and a Register of Interests and Related Party Transactions. Also, where the Board believes that a significant conflict exists, the Director concerned does not receive the relevant board papers and is not present at the meeting whilst the item is considered.

Details of Directors' related entity transactions with the Company and consolidated entity are set out in Note 28.

Independent Board Committee

On 10 March 2012, the Company established an Independent Board Committee to determine matters in which a Director or some Directors of the Company may, directly or indirectly have interests in. Under its terms of reference, the Independent Board Committee is comprised only of the Independent Non-Executive Directors, being Mr. Leslie Charles, Mr. Michael O'Neill, and is vested with full power on behalf of the Board to deal in such capacity with all matters relating to related party or connected transactions.

During the period covered in this Annual Report, the responsibility of the Independent Board Committee was performed as follows:

Corporate Governance Statement

Energy World Corporation Ltd and its Controlled Entities

	Number of Meetings held during which they were eligible to attend	Number of Meetings attended
Mr. Michael Philip O'Neill	0	0
Mr. Leslie James Charles	0	0

Independent Professional Advice and Access to Company Information

Each Director has the right to seek independent professional advice on matters relating to his position as a Director of the Company at the Company's expense, subject to prior approval of the Chairperson, which shall not be unreasonably withheld.

The following Principle 2 recommendations are not yet complied with:

- The role of Chairman is not fulfilled by an Independent Non-Executive Director, it is fulfilled by Mr. Stewart Elliott, the Company's Managing Director and Chief Executive Officer. The Directors believe this is appropriate having regard to the alignment of his interests with shareholders through his shareholding in the Company, the size of the Company and the nature of the Company's operations.
- For the period covered in this Annual Report, a separate nomination committee has not been established. The Directors believe the role of this committee can be fulfilled by the full Board having regard to the size and nature of the Company's operations.
- The full Board is responsible for the function of evaluating the performance of the Board, its committees and individual Directors. Due to the size and structure of the board, a formal performance evaluation process is not conducted.

Principle 3: Act ethically and responsibly

Ethical Standards / Code of Conduct

The Directors acknowledge the need for, and continued maintenance of, the highest standards of ethical conduct by all Directors and employees of the Company. All Directors, executives and employees are required to abide by laws and regulations, to respect confidentiality and the proper handling of information and act with their highest standards of honesty, integrity, objectivity and ethics in all dealings with each other, the Company and the wider community.

Director Dealings in Company Shares

Directors must obtain the approval of the Chairperson of the Board and notify the Company Secretary before they sell or buy shares in the Company. This is reported to the Board and is subject to Board veto. In accordance with the provisions of the *Corporations Act 2001* and the Listing Rules of the Australian Stock Exchange, Directors advise the Exchange of any transactions conducted by them in shares in the Company. Company policy prohibits Directors and senior management from buying or selling in Company shares whilst in possession of price sensitive information.

Corporate Governance Statement

Energy World Corporation Ltd and its Controlled Entities

Diversity

The Company values diversity and recognises the benefits it can bring to the Company and its employees. The Company employs people from a diverse range of ethnic and cultural backgrounds. At the end of the current reporting period women in the group represented approximately 23% of total employees. There were no women in senior executive or Board positions.

The following principle 3 recommendation is not yet complied with:

- Whilst recognising the benefits of diversity, due to the size and nature of its operations, the Company has not developed a formal diversity policy.

Principle 4: Safeguard integrity in corporate reporting

Audit Committee

The Board reviews the independence of the auditors on an annual basis. The Company formed an Audit Committee since the financial year commenced 1 July 2008 and adopted a formal Audit Committee Charter in March 2012. The Audit Committee consists of the following Non-Executive Directors :

Mr. Michael Philip O'Neill;
Mr. Leslie James Charles; and
Mr. Kin Pok Wong

The principal duties of the Audit Committee include, but are not limited to, reviewing the Company's current financial standing, considering the nature and scope of audit reports, and ensuring internal control systems cooperate in accordance with applicable standards and conventions.

During the period covered in this Annual Report, the responsibility of the Audit Committee was performed as follows:

	Number of Meetings held during which they were eligible to attend	Number of Meetings attended
Mr. Michael Philip O'Neill	3	3
Mr. Leslie James Charles	3	2
Mr. K P Wong	3	3

Internal Control Framework

The Board acknowledges that it is responsible for the overall internal control framework, but recognises that no cost effective internal control system will preclude errors and irregularities. The system is based upon written procedures, policies and guidelines, division of responsibility and the careful selection and training of qualified personnel.

Corporate Governance Statement

Energy World Corporation Ltd and its Controlled Entities

Principle 5: Make timely and balanced disclosure

Continuous disclosure – the consolidated entity has a policy that all shareholders and investors have equal access to the Company's information and has procedures to ensure that all price sensitive information is disclosed to the ASX in accordance with the continuous disclosure requirements of the *Corporations Act 2001* and ASX Listing Rules.

- Company Secretary is directly accountable to the Board;
- A comprehensive process is in place to identify matters that may have a material effect on the price of the Company's securities;
- The Managing Director, the Executive Directors and the Company Secretary are responsible for interpreting the Company's policy and where necessary informing the Board;
- The Company Secretary or an Executive Director is responsible for all communications with the ASX.

Principle 6: Respect the rights of security holders

The Board of Directors aims to ensure that the shareholders are informed of all major developments affecting the consolidated entity's state of affairs. Information is communicated to shareholders as follows:

- The half-year and annual financial reports contain summarised financial information and a review of the operations of the consolidated entity during the period. The financial reports are prepared in accordance with the requirements of applicable accounting standards and the *Corporations Act 2001* and are lodged with the Australian Securities and Investment Commission and the Australian Securities Exchange. The financial report is sent to any shareholder who requests it.
- Proposed major changes in the consolidated entity which may impact on share ownership rights are submitted to a vote of shareholders.
- Notices of all meetings of shareholders.

The Board encourages full participation of shareholders at the annual general meeting to ensure a high level of accountability and identification with the consolidated entity's strategy and goals. Important issues are presented to the shareholders as single resolutions.

The shareholders are requested to vote on the appointment and aggregate remuneration of Directors, the granting of options and shares to Directors and changes to the constitution. Copies of the constitution are available to any shareholder who requests it.

Principle 7: Recognise and manage risk

The Company has a risk management framework and policies which are monitored by the Audit Committee and Directors. This includes policies on employee conduct, an authorisation and approval matrix, and a disaster recovery plan. The Company's senior management is involved in the design and implementation of this risk management framework and policies, and reports to the Board (including the Audit Committee) on its effectiveness. Any areas identified as requiring rectification are addressed by senior management accordingly.

Where necessary, the Board draws on the expertise of appropriate internal staff and external consultants to assist in dealing with or mitigating significant business risk.

The Company's main areas of risk include:

Corporate Governance Statement

Energy World Corporation Ltd and its Controlled Entities

- Contractual risks associated with power, gas and LNG sales;
- Construction and timetabling risks involved with major projects;
- Reliance on third parties (e.g. to complete supporting infrastructure or provide fuel sources in a timely manner);
- Water supply and mechanical and electrical risks associated with power generation, gas and LNG production;
- Exploration and development risks;
- Obtaining sufficient capital to fund current and future projects; and
- Obtain appropriate licences and governmental approvals to implement current and future projects.

Internal Control Framework

The Board acknowledges that it is responsible for the overall internal control framework, but recognises that no cost effective internal control system will preclude errors and irregularities. The system is based upon written procedures, policies and guidelines, division of responsibility and the careful selection and training of qualified personnel.

Business risk management

The Board acknowledges that it is responsible for the overall internal control and risk management framework. In particular, the Company has set clearly defined guidelines for capital expenditure. These include annual budgets, detailed appraisal and review procedures, levels of authority and due diligence requirements. Procedures exist to ensure that business transactions are properly authorised and executed.

The Board has received assurance from the Managing Director and the Finance Director that their confirmation given to the Board in respect of the integrity of the financial statements is founded on a sound system of risk management and internal control which implements the policies adopted by the Board and that the system is operating in all material respects in relation to financial reporting risks.

Principle 8: Remunerate fairly and responsibly

Remuneration Policies

The Company established a Remuneration Committee on 12 March 2012 with written terms of reference in compliance with the ASX Corporate Governance Principles. The Remuneration Committee consists of two members all of whom are Independent Non-Executive Directors, being Mr. Michael O'Neill (as the Chairman of the Remuneration Committee) and Mr Leslie Charles.

Following the establishment of the Remuneration Committee, each of the Executive Directors entered into a service agreement with the Company commencing from 13 March 2012. Under these service agreements, the Executive Directors are entitled to an aggregate annual basic salary of approximately US\$1,186,449. These service agreements were approved by the Remuneration Committee and will also be put forward for approval by shareholders at the next Annual General Meeting. Each of the Executive Directors is also entitled to a discretionary bonus as determined by the Remuneration Committee by reference to the performance of our Group.

As a result of the service agreements entered into by the Executive Directors with the Company, the management services agreement with EWI was terminated on 13 March 2012.

Each of the Independent Non-Executive Directors entered into an appointment letter with the Company on 12 March 2012. Each of the Independent Non-Executive Directors is subject to retirement and re-election every three years commencing from the date of their appointment. The aggregate annual fees payable to the Company's Independent Non-Executive Directors under the appointment letters is US\$75,000.

Corporate Governance Statement

Energy World Corporation Ltd and its Controlled Entities

Specific details of Directors Remuneration are provided in the Remuneration Report and Note 28 of the financial statements.

ASX Corporate Governance Council's Principles and Recommendations

ASX Principle		Reference [^]	Compliance
PRINCIPLE 1 – LAY SOLID FOUNDATIONS FOR MANAGEMENT AND OVERSIGHT			
1.1	A listed entity should disclose: (a) the respective roles and responsibilities of its Board and management; and, (b) those matters expressly reserved to the Board and those delegated to management.	Principle 1	Complied
1.2	A listed entity should: (a) undertake appropriate checks before appointing a person, or putting forward to security holders a candidate for election, as a Director; and, (b) provide security holders with all material information in its possession relevant to a decision on whether or not to elect or re-elect a Director.	Principle 1, Principle 2 and Principle 6	Complied
1.3	A listed entity should have a written agreement with each Director and senior executive setting out the terms of their appointment.	Principle 8 and 2020 Remuneration Report	Complied
1.4	The Company Secretary of a listed entity should be accountable directly to the Board, through the Chair, on all matters to do with the proper functioning of the Board.	Principle 5	Complied
1.5	A listed entity should: (a) have a diversity policy which includes requirements for the Board or a relevant committee of the Board to set measurable objectives for achieving gender diversity and to assess annually both the objectives and the entity's progress in achieving them; (b) disclose that policy or a summary of it; and, (c) disclose as at the end of each reporting period the measurable objectives for achieving gender diversity set by the Board or a relevant Committee of the Board in accordance with the entity's diversity policy and its progress towards achieving them, and either: (1) the respective proportions of men and women on the Board, in senior executive positions and across the whole organisation (including how the entity has defined "senior executive" for these purposes); or (2) if the entity is a "relevant employer" under the Workplace Gender Equality Act, the entity's most recent "Gender Equality Indicators", as defined in and published under that Act	Principle 3	Not complied Refer to Corporate Governance Statement.
1.6	A listed entity should: (a) have and disclose a process for periodically evaluating the performance of the Board, its committees and individual Directors; and	Principle 1	Not complied. Refer to Corporate Governance Statement.

Corporate Governance Statement

Energy World Corporation Ltd and its Controlled Entities

	(b) disclose, in relation to each reporting period, whether a performance evaluation was undertaken in the reporting period in accordance with that process		
1.7	<p>A listed entity should:</p> <p>(a) have and disclose a process for periodically evaluating the performance of its senior executives; and,</p> <p>(b) disclose, in relation to each reporting period, whether a performance evaluation was undertaken in the reporting period in accordance with that process.</p>	Principle 1	Not complied Refer to Corporate Governance Statement.
PRINCIPLE 2 – STRUCTURE THE BOARD TO ADD VALUE			
2.1	<p>The Board of a listed entity should:</p> <p>(a) have a nomination Committee which:</p> <p>(1) has at least three members, a majority of whom are Independent Directors; and</p> <p>(2) is chaired by an Independent Director,</p> <p>and disclose:</p> <p>(3) the charter of the Committee</p> <p>(4) the members of the Committee; and</p> <p>(5) as at the end of each reporting period, the number of times the Committee met throughout the period and the individual attendances of the members at those meetings</p>	Principle 2	Not complied There is no nomination committee in place, all roles related to such a committee are performed by the full Board refer to Corporate Governance Statement.
2.2	A listed entity should have and disclose a Board skills matrix setting out the mix of skills and diversity that the Board currently has or is looking to achieve in its membership	Directors' Report	Not complied These processes are not in place as the Company is still in its construction phase. The Board will reassess this once the projects are completed.
2.3	<p>A listed entity should disclose:</p> <p>(a) the names of the Directors considered by the Board to be independent Directors;</p> <p>(b) if a Director has an interest, position, association or relationship of the type described in Box 2.3 but the Board is of the opinion that it does not compromise the independence of the Director, the nature of the interest, position, association or relationship in question and an explanation of why the Board is of that opinion; and</p> <p>(c) the length of service of each Director</p>	Directors' Report	Comply
2.4	A majority of the Board of a listed entity should be independent Directors.	Remuneration Report – Individual Key Management	Not Complied

For personal use only

Corporate Governance Statement

Energy World Corporation Ltd and its Controlled Entities

		Personnel Disclosures	As at 30 June 2021, the Board had the same number of Executive and Non-Executive Directors.
2.5	The Chair of the Board of a listed entity should be an Independent Director and, in particular, should not be the same person as the CEO of the entity.	Principle 2	Not comply. Refer to Corporate Governance Statement.
2.5	A listed entity should have a program for inducting new Directors and provide appropriate professional development opportunities for Directors to develop and maintain the skills and knowledge needed to perform their role as Directors effectively.	Principle 2	Not comply These processes are not in place as the Company is still in its construction phase the Board will reassess this once the projects are completed.
PRINCIPLE 3 – ACT ETHICALLY AND RESPONSIBLY			
3.1	A listed entity should: (a) have a code of conduct for its Directors, senior executives and employees; and (b) disclose that code or a summary of it.	Principle 3	Complied
PRINCIPLE 4 – SAFEGUARD INTEGRITY IN CORPORATE REPORTING			
4.1	The Board of a listed entity should: (a) have an Audit Committee which: (1) has at least three members, all of whom are Non-Executive Directors and a majority of whom are Independent Directors; and (2) is chaired by an independent Director, who is not the chair of the Board, and disclose: (3) the charter of the committee; (4) the relevant qualifications and experience of the members of the committee; and (5) in relation to each reporting period, the number of times the committee met throughout the period and the individual attendances of the members at those meetings.	Principle 4 Directors' Report & Remuneration Report – Individual Key Management Personnel Disclosures	Complied
4.2	The Board of a listed entity should, before it approves the entity's financial statements for a financial period, receive from its CEO and CFO a declaration that, in their opinion, the financial records of the entity have been properly maintained and that the financial statements comply with	Principle 7	Complied

For personal use only

Corporate Governance Statement

Energy World Corporation Ltd and its Controlled Entities

	the appropriate accounting standards and give a true and fair view of the financial position and performance of the entity and that the opinion has been formed on the basis of a sound system of risk management and internal control which is operating effectively.		
4.3	A listed entity that has an AGM should ensure that its external auditor attends its AGM and is available to answer questions from security holders relevant to the audit.	Principle 6	Complied
PRINCIPLE 5 – MAKE TIMELY AND BALANCED DISCLOSURE			
5.1	A listed entity should: (a) have a written policy for complying with its continuous disclosure obligations under the Listing Rules; and, (b) disclose that policy or a summary of it.	Principle 5	Complied
PRINCIPLE 6 – RESPECT THE RIGHTS OF SECURITY HOLDERS			
6.1	A listed entity should provide information about itself and its governance to investors via its website.	Principle 5 and Principle 6	Complied
6.2	A listed entity should design and implement an investor relations program to facilitate effective two-way communication with investors.	Principle 5 and Principle 6	Complied
6.3	A listed entity should disclose the policies and processes it has in place to facilitate and encourage participation at meetings of security holders.	Principle 6	Complied
6.4	A listed entity should give security holders the option to receive communications from, and send communications to, the entity and its security registry electronically.	Principle 5 and Principle 6	Complied
PRINCIPLE 7 – RECOGNISE AND MANAGE RISK			
7.1	The Board of a listed entity should: (a) have a committee or committees to oversee risk, each of which: (1) has at least three members, a majority of whom are Independent Directors; and (2) is chaired by an Independent Director, and disclose: (3) the charter of the committee; (4) the members of the committee; and (5) as at the end of each reporting period, the number of times the committee met throughout the period and the individual attendances of the members at those meetings;	Principle 4 & Principle 7	Only 2 members have been appointed, other than that we comply
7.2	The Board or a committee of the Board should: (a) review the entity's risk management framework at least annually to satisfy itself that it continues to be sound; and (b) disclose, in relation to each reporting period, whether such a review has taken place.	Principle 7	Complied
7.3	A listed entity should disclose:	Principle 7	Not complied.

For personal use only

Corporate Governance Statement

Energy World Corporation Ltd and its Controlled Entities

	<p>(a) if it has an internal audit function, how the function is structured and what role it performs; or</p> <p>(b) if it does not have an internal audit function, that fact and the processes it employs for evaluating and continually improving the effectiveness of its risk management and internal control processes.</p>		The internal audit process is managed by EWC's accounting team.
7.4	A listed entity should disclose whether it has any material exposure to economic, environmental and social sustainability risks and, if it does, how it manages or intends to manage those risks.	Disclosed in Annual Report	Complied
PRINCIPLE 8 – REMUNERATE AND RESPONSIBLY			
8.1	<p>The Board of a listed entity should:</p> <p>(a) have a remuneration committee which:</p> <p>(1) has at least three members, a majority of whom are Independent Directors; and</p> <p>(2) is chaired by an Independent Director,</p> <p>and disclose:</p> <p>(3) the charter of the committee;</p> <p>(4) the members of the committee; and</p> <p>(5) as at the end of each reporting period, the number of times the committee met throughout the period and the individual attendances of the members at those meetings.</p>	Principle 8	Only 2 members have been appointed, other than that we Comply
8.2	A listed entity should separately disclose its policies and practices regarding the remuneration of Non-Executive Directors and the remuneration of Executive Directors and other senior executives.	Principle 8	Complied
8.3	<p>A listed entity which has an equity-based remuneration scheme should:</p> <p>(a) have a policy on whether participants are permitted to enter into transactions (whether through the use of derivatives or otherwise) which limit the economic risk of participating in the scheme; and</p> <p>(b) disclose that policy or a summary of it.</p>	Principle 8	Complied

All references are to sections of this Corporate Governance Statement unless otherwise stated

Energy World Corporation Ltd and its Controlled Entities

Consolidated Statement of Comprehensive Income

For The Year Ended 30 June 2021

	Notes	2021 US\$'000	2020 US\$'000
Sales revenue	2	149,365	159,245
Cost of sales		(59,451)	(64,116)
Gross profit		89,914	95,129
Other income		1,093	178
Depreciation and amortisation expenses	5(a)	(38,010)	(38,073)
Impairment (expense)		(30,245)	(3,211)
Gain on debt modification	10	27,083	-
Other expenses	5(b)	(13,193)	(18,338)
Loss on farm out	5(c)	(16,997)	-
Results from operating activities		19,645	35,685
Finance (cost) / income		(154)	(577)
Net financing (cost) / income		(154)	(577)
Foreign currency exchange gain / (loss)		80	908
Profit before income tax expense		19,571	36,016
Income tax expense	7	(17,729)	(23,697)
Net profit / (loss) for the period		1,842	12,319
Profit / (loss) for the period is attributable to:			
Non-controlling interest		1,318	728
Owners of the parent		524	11,591
		1,842	12,319
Net profit / (loss) for the period		1,842	12,319
Other comprehensive income not to be reclassified to profit or loss subsequent periods (net of tax):			
Actuarial gain / (loss) on defined benefit plans	9	145	(208)
Other comprehensive income to be reclassified to profit or loss in subsequent periods (net of tax):			
Net gain on cash flow hedges	9	129	286
Revaluation of investment to market value	9	341	365
Exchange differences on translation of foreign operations	9	4,157	(83)
Other comprehensive income/ (loss) for the period, net of tax		4,772	360
Total comprehensive income for the period		6,614	12,679
Total comprehensive income for the period is attributable to:			
Non-controlling interest		1,321	719
Owners of the parent		5,293	11,960
		6,614	12,679
		Cents	Restated Cents
Basic earnings per share attributable to ordinary equity holders	8	0.03	0.61
Diluted earnings per share attributable to ordinary equity holders	8	0.03	0.61

The consolidated statement of comprehensive income is to be read in conjunction with the notes to the financial statements.

Energy World Corporation Ltd and its Controlled Entities

Consolidated Statement of Financial Position

As At 30 June 2021

	Notes	2021 US\$'000	2020 Restated* US\$'000
Current Assets			
Cash assets	27(b)	15,441	1,409
Cash held in reserve accounts	11	61,921	27,591
Trade and other receivables	12	35,492	28,431
Related parties' receivable	5c	17,657	252
Inventories	13	316	704
Prepayments	14	1,139	907
Total Current Assets		131,966	59,294
Non-Current Assets			
Cash held in reserve accounts	11	4,123	55,123
Investment		843	500
Prepayment	14	1,217	1,858
Oil and gas assets	17	58,038	98,578
Exploration and evaluation expenditure	18	59,630	84,720
Property, plant and equipment	19	1,444,279	1,401,400
Right-of-use assets	19	5,583	7,244
Total Non-Current Assets		1,573,713	1,649,423
Total Assets		1,705,679	1,708,717
Current Liabilities			
Trade and other payables	20	41,689	25,426
Trade and other payables – related parties	20	4,129	17,014
Income tax payable		28,382	24,923
Interest-bearing borrowings	21	134,932	109,597
Derivative liabilities	30	143	135
Provisions	22	1,803	1,269
Lease liabilities	19	2,018	1,900
Total Current Liabilities		213,096	180,264
Non-Current Liabilities			
Trade and other payables	20	6,225	29,366
Trade and other payables – related parties	20	166,381	129,786
Interest-bearing borrowings	21	490,801	586,704
Deferred tax liabilities	7	17,471	23,524
Provisions	22	16,048	17,375
Lease liabilities	19	3,394	3,754
Total Non-Current Liabilities		700,320	790,509
Total Liabilities		913,416	970,773
Net Assets		792,263	737,944

Energy World Corporation Ltd and its Controlled Entities
Consolidated Statement of Financial Position
As At 30 June 2021

	Notes	2021 US\$'000	2020 Restated* US\$'000
Equity			
Issued capital	23	540,438	492,733
Other reserves	23	21,408	16,639
Retained profits		214,204	213,679
Shareholders' equity attributable to members of Energy World Corporation Ltd		776,050	723,051
Non Controlling Interest		16,213	14,893
Total Shareholder's Equity		792,263	737,944

The consolidated statement of financial position is to be read in conjunction with the notes to the financial statements
*refer to note 2(ae) for details of restatement

Energy World Corporation Ltd and its Controlled Entities
Consolidated Statement of Changes in Equity
For The Year Ended 30 June 2021

	Issued capital US\$'000	Other reserves US\$'000	Accumulated profits / (losses) US\$'000	Owners of the parent US\$'000	Non - controlling Interest US\$'000	Total equity US\$'000
Balance at 1 July 2020	492,733	16,639	213,679	723,051	14,893	737,944
Profit for the period	-	-	524	524	1,318	1,842
Other comprehensive income/(loss)	-	4,769	-	4,769	3	4,772
Total comprehensive income/(loss) for the period	-	4,769	524	5,293	1,321	6,614
Issue of shares	50,719	-	-	50,719	-	50,719
Costs in relation to Issue of shares	(3,014)	-	-	(3,014)	-	(3,014)
Balance at 30 June 2021	540,438	21,408	214,204	776,050	16,213	792,263
Balance at 1 July 2019	492,733	16,270	202,088	711,091	14,174	725,265
Profit for the period	-	-	11,591	11,591	728	12,319
Other comprehensive income/ (loss)	-	369	-	369	(9)	360
Total comprehensive income for the period	-	369	11,591	11,960	719	12,679
Balance as at 30 June 2020	492,733	16,639	213,679	723,051	14,893	737,944

The consolidated statement of changes in equity is to be read in conjunction with the notes to the financial statements.

Energy World Corporation Ltd and its Controlled Entities
Consolidated Statement of Cash Flows
For The Year Ended 30 June 2021

	Notes	2021 US\$'000	2020 US\$'000
Cash Flows From Operating Activities			
Receipts from customers (GST inclusive)		154,315	157,784
Payments to suppliers and employees (GST inclusive)		(90,441)	(87,059)
Income tax paid		(20,323)	(20,001)
Interest received		25	185
Net Cash Flows Generated from Operating Activities	27(a)	43,576	50,909
Cash Flows From Investing Activities			
Payments for property, plant and equipment		(13,940)	(4,610)
Payments for exploration and evaluation		(575)	(2,528)
Payments for oil and gas assets		(120)	(530)
Interest paid – Capitalised in assets under construction		(23,716)	(9,622)
Net Cash Flows Used in Investing Activities		(38,351)	(17,290)
Cash Flows From Financing Activities			
Proceeds from issues of equity securities		50,719	-
Payment in relation to the issues of equity securities		(3,014)	-
Transfer from/(to) restricted deposit and reserve accounts		16,670	(11,670)
Borrowing transactions costs		(216)	(752)
Repayment of borrowings		(53,614)	(24,733)
Proceeds from borrowings – related parties		-	2,100
Payment of principal portion of lease liability		(1,880)	(3,809)
Net Cash Flows Generated from / (used in) Financing Activities		8,665	(38,864)
Net (Decrease) / Increase in cash held		13,890	(5,245)
Cash at the beginning of the year		1,409	7,012
Net foreign exchange differences		142	(358)
Cash at the end of the financial year	27(b)	15,441	1,409

The consolidated statement of cash flows should be read in conjunction with the notes to the financial statements.

Notes To The Financial Statements

For The Year Ended 30 June 2021

1. Corporate Information

The financial report of Energy World Corporation Ltd (the “Company” or the “Group”) for the year ended 30 June 2021 was authorised for issue in accordance with a resolution of the directors on 1 October 2021. Energy World Corporation Ltd is a for-profit company domiciled in Australia and limited by shares, which are publicly traded on the Australian Stock Exchanges.

The nature of the operations and principal activities of the Group are described in the Directors’ Report.

2. Summary of Significant Accounting Policies

(a) Basis of Preparation

The financial report is a general purpose financial report, which has been prepared in accordance with the requirements of the ASX Listing Rules applying the recognition and measurement criteria of applicable Accounting Standards and interpretations and other authoritative pronouncements of the Australian Accounting Standards Board.

The financial report is presented in United States dollars and is prepared on the historical cost basis except for derivative financial instruments that have been measured at fair value. All values are rounded to the nearest thousand dollars (\$’000) unless otherwise stated under the option available to the Company under ASIC Corporations Instrument 2016/191. The Company is an entity to which the Corporations Instrument applies.

The accounting policies have been applied consistently throughout the consolidated entity for purposes of this financial report.

(b) Going Concern

As at 30 June 2021 the Group’s consolidated statement of financial position shows a net current liability position of \$81.1 million. A significant improvement from the previous year due to the renegotiation and refinancing of debt facilities. The net current liability indicates a material uncertainty regarding the Group’s ability to continue as a going concern. Outlined below are the key factors the Directors have considered when assessing the ability of the Group to continue as a going concern.

The Directors are confident EWC will secure the required levels of funding at the appropriate times to successfully progress and complete the projects and that EWI and Slipform will continue to support the Company as required.

On this basis, the Directors are of the opinion that the Group can continue as a going concern and therefore realise its assets and extinguish its liabilities in the normal course of business and at the amounts stated in the financial report. The financial report does not therefore include any adjustments relating to the recoverability and classification of recorded asset amounts or to the amounts and classification of liabilities that might be necessary should the company not continue as a going concern.

Notes To The Financial Statements

For The Year Ended 30 June 2021

2. Summary of Significant Accounting Policies (continued)

(c) Basis of Consolidation

The consolidated financial statements comprise the financial statements of Energy World Corporation Ltd and its controlled entities as at 30 June 2021.

(i) Subsidiaries

Control is achieved when the Group is exposed, or has rights, to variable returns from its involvement with the investee and has the ability to affect those returns through its power over the investee. Specifically, the Group controls an investee if and only if the Group has; power over the investee, exposure, or rights, to variable returns from its involvement with the investee, and the ability to use its power over the investee to affect its returns. The financial statements of subsidiaries are included in the consolidated financial statements from the date that control commences until the date that control ceases.

Investments in subsidiaries are carried at their cost of acquisition in the Company's financial statements, less any impairment charges.

A change in the ownership interest of a subsidiary that does not result in a loss of control, is accounted for as an equity transaction.

Non-controlling interests are allocated their share of net profit after tax in the statement of comprehensive income and are presented within equity in the consolidated statement of financial position, separately from the equity of the owners of the parent.

Losses are attributed to the non-controlling interest even if that results in a deficit balance.

(ii) Jointly Controlled Operations and Assets

The interest of the Company and of the consolidated entity in unincorporated joint operations and jointly controlled assets are brought to account by recognising in its financial statements the assets it controls, the liabilities that it incurs, the expenses it incurs and its share of income that it earns from the sale of goods or services by the joint operations.

(d) Statement of Compliance

The financial report complies with Australian Accounting Standards and International Financial Reporting Standards as issued by the International Accounting Standards Board.

(i) New and amended standards and interpretations

Certain Australian Accounting Standards and interpretations have recently been issued or amended which are effective from the company's financial year beginning 1 July 2021. The Directors have not adopted any of these new or amended standards or interpretations.

These amendments had no materially impact on any of the amounts recognized in the financial statements, but may change the disclosures made in relation to the Group's financial statements:

Notes To The Financial Statements

For The Year Ended 30 June 2021

2. Summary of Significant Accounting Policies (continued)

(d) Statement of Compliance (continued)

(ii) Accounting Standards and Interpretations issued but not yet effective (continued)

Standard/Interpretation	Effective for annual reporting periods beginning on or after	Expected to be initially applied in the financial year ending
Amendments to IFRS 3 - Definition of a Business	1 Jan 2021	30 June 2022
Amendments to IFRS 9, IAS 39 - Interest Rate Benchmark	1 Jan 2021	30 June 2022
Amendments to IAS 1 (Presentation of Financial Statements) and IAS 8 (Accounting Policies, Changes in Accounting Estimates and Errors) – Definition of Material	1 Jan 2021	30 June 2022

(e) Property, Plant and Equipment

(i) Owned Assets

Items of property, plant and equipment are stated at cost less accumulated depreciation (see below) and impairment losses (see accounting policy 2(j)). The cost of self-constructed assets includes the cost of materials, direct labour, the initial estimate, where relevant, of the costs of dismantling and removing the items and restoring the site on which they are located, and an appropriate proportion of production overheads, and capitalised borrowing costs.

Where significant parts of an item of property, plant and equipment have different useful lives, they are accounted for as separate items of property, plant and equipment.

(ii) Depreciation

With the exception of freehold land and oil and gas assets, depreciation is charged to the statement of comprehensive income on a straight-line basis over the estimated useful lives of each part of an item of property, plant and equipment. Land is not depreciated. Oil and gas assets are depreciated on a unit of production basis over the life of the economically recoverable reserves. The estimated useful lives in the current and comparative periods are as follows:

Buildings	14 to 22 years
Plant and Equipment	5 to 25 years

The residual value, the useful life and the depreciation method applied to an asset are reassessed annually.

Notes To The Financial Statements

For The Year Ended 30 June 2021

2. Summary of Significant Accounting Policies (continued)

(e) Property, Plant and Equipment (continued)

(iii) Revaluation

Valuations are performed with sufficient frequency to ensure that the carrying amount of a revalued asset does not differ materially from its fair value.

A revaluation surplus is recorded in OCI and credited to the asset revaluation surplus in equity. However, to the extent that it reverses a revaluation deficit of the same asset previously recognised in profit and loss, the increase is recognised in profit and loss. A revaluation deficit is recognised in the statement of profit or loss, except to the extent that it offsets an existing surplus on the same asset recognised in the asset revaluation surplus.

An annual transfer from the asset revaluation surplus to retained earnings is made for the difference between depreciation based on the revalued carrying amount of the asset and depreciation based on the asset's original cost. Additionally, accumulated depreciation as at the revaluation date is eliminated against the gross carrying amount of the asset and the net amount is restated to the revalued amount of the asset. Upon disposal, any revaluation surplus relating to the particular asset being sold is transferred to retained earnings.

(f) Oil and Gas Assets

Development expenditure is stated at cost less accumulated depletion and any impairment in value. Where commercial production in an area of interest has commenced, the associated costs together with any forecast future expenditure necessary to develop proved and probable reserves are amortised over the estimated economic life of the field, on a unit-of-production basis. Costs are amortised only once production begins.

Oil and gas assets include costs transferred from exploration and evaluation assets once technical feasibility and commercial viability of an area of interest are demonstrable.

Changes in factors such as estimates of proved and probable reserves that affect unit-of-production calculations do not give rise to prior year financial period adjustments and are dealt with on a prospective basis.

(g) Exploration and Evaluation Expenditure

During the geological and geophysical exploration phase, costs are charged against profit and loss as incurred. Once the legal right to explore has been acquired, costs directly associated with an exploration well are capitalised as exploration and evaluation intangible assets until the drilling of the well is complete and the results have been evaluated. These costs include employee remuneration, materials and fuel used, rig costs and payments made to contractors. Recoverability of the carrying amount of the exploration and evaluation assets is dependent on successful development and commercial exploration, or alternatively, sale of the respective areas of interest. If no reserves are found, the exploration asset is tested for impairment, if extractable hydrocarbons are found and, subject to further appraisal activity, which may include the drilling of further wells, is likely to be developed commercially; the costs continue to be carried as an intangible asset while sufficient/continued progress is made in assessing the commerciality of the hydrocarbons.

All such carried costs are subject to technical, commercial and management review as well as review for impairment at least once a year to confirm the continued intent to develop or otherwise extract value from the discovery. When this is no longer the case, the costs are written off. When proved reserves of hydrocarbons are determined and development is sanctioned, the relevant expenditure is transferred to oil and gas properties after impairment is assessed and any resulting impairment loss is recognised.

Notes To The Financial Statements

For The Year Ended 30 June 2021

2. Summary of Significant Accounting Policies (continued)

(h) Investments

The fair value of financial instruments classified as held for trading represent their quoted bid price at the balance sheet date.

Financial instruments classified as held for trading or available-for-sale investments are recognised / derecognised by the consolidated entity on the date it commits to purchase / sell the investments. Securities held-to-maturity are recognised / derecognised on the day they are transferred to / by the consolidated entity.

Investments in subsidiaries held by Energy World Corporation Ltd are accounted for at cost in the separate financial statements of the parent entity less any impairment charges.

(i) Trade and Other Receivables

Trade receivables are on from 28 to 30 day terms. Other receivables range from 30 to 90 days terms. Receivables are recognised initially at fair value, usually based on the transaction cost or face value

A receivable represents the Group's right to an amount of consideration that is unconditional (i.e., only the passage of time is required before payment of the consideration is due). Refer to accounting policies of financial assets in section (l).

(j) Inventories

Inventories are stated at the lower of cost and net realisable value. Net realisable value is the estimated selling price in the ordinary course of business, less the estimated costs of completion and selling expenses.

The cost of other inventories includes expenditure incurred in acquiring the inventories and bringing them to their existing location and condition.

(k) Financial Assets

Initial recognition and measurement

Financial assets are classified, at initial recognition, as subsequently measured at amortised cost, fair value through other comprehensive income (OCI), and fair value through profit and loss.

The classification of financial assets at initial recognition depends on the financial asset's contractual cash flow characteristics and the Group's business model for managing them. With the exception of trade receivables that do not contain a significant financing component or for which the Group has applied the practical expedient, the Group initially measures a financial asset at its fair value plus, in the case of a financial asset not at fair value through profit or loss, transaction costs. Trade receivables that do not contain a significant financing component or for which the Group has applied the practical expedient are measured at the transaction price determined under AASB 15.

In order for a financial asset to be classified and measured at amortised cost or fair value through OCI, it needs to give rise to cash flows that are 'solely payments of principal and interest (SPPI)' on the principal amount outstanding. This assessment is referred to as the SPPI test and is performed at an instrument level.

Notes To The Financial Statements

For The Year Ended 30 June 2021

2. Summary of Significant Accounting Policies (continued)

(e) Financial Assets (continued)

The Group's business model for managing financial assets refers to how it manages its financial assets in order to generate cash flows. The business model determines whether cash flows will result from collecting contractual cash flows, selling the financial assets, or both.

Purchases or sales of financial assets that require delivery of assets within a time frame established by regulation or convention in the market place (regular way trades) are recognised on the trade date, i.e., the date that the Group commits to purchase or sell the asset.

Subsequent measurement

For purposes of subsequent measurement, financial assets are classified in four categories:

- Financial assets at amortised cost (debt instruments)
- Financial assets at fair value through OCI with recycling of cumulative gains and losses (debt instruments)
- Financial assets designated at fair value through OCI with no recycling of cumulative gains and losses upon derecognition (equity instruments)
- Financial assets at fair value through profit or loss

Financial assets at amortised cost (debt instruments)

This category is the most relevant to the Group. The Group measures financial assets at amortised cost if both of the following conditions are met:

- The financial asset is held within a business model with the objective to hold financial assets in order to collect contractual cash flows
- And
- The contractual terms of the financial asset give rise on specified dates to cash flows that are solely payments of principal and interest on the principal amount outstanding

Financial assets at amortised cost are subsequently measured using the effective interest (EIR) method and are subject to impairment. Gains and losses are recognised in profit or loss when the asset is derecognised, modified or impaired.

Financial assets at fair value through OCI (debt instruments)

The Group measures debt instruments at fair value through OCI if both of the following conditions are met:

- The financial asset is held within a business model with the objective of both holding to collect contractual cash flows and selling
- And
- The contractual terms of the financial asset give rise on specified dates to cash flows that are solely payments of principal and interest on the principal amount outstanding

For debt instruments at fair value through OCI, interest income, foreign exchange revaluation and impairment losses or reversals are recognised in the statement of profit or loss and computed in the same manner as for financial assets measured at amortised cost. The remaining fair value changes are recognised in OCI. Upon derecognition, the cumulative fair value change recognised in OCI is recycled to profit or loss.

Notes To The Financial Statements

For The Year Ended 30 June 2021

2. Summary of Significant Accounting Policies (continued)

Financial assets designated at fair value through OCI (equity instruments)

Upon initial recognition, the Group can elect to classify irrevocably its equity investments as equity instruments designated at fair value through OCI when they meet the definition of equity under AASB 132 Financial Instruments: Presentation and are not held for trading. The classification is determined on an instrument-by-instrument basis.

Gains and losses on these financial assets are never recycled to profit or loss. Dividends are recognised as other income in the statement of profit or loss when the right of payment has been established, except when the Group benefits from such proceeds as a recovery of part of the cost of the financial asset, in which case, such gains are recorded in OCI. Equity instruments designated at fair value through OCI are not subject to impairment assessment.

Financial assets at fair value through profit or loss

Financial assets at fair value through profit or loss include financial assets held for trading, financial assets designated upon initial recognition at fair value through profit or loss, or financial assets mandatorily required to be measured at fair value. Financial assets are classified as held for trading if they are acquired for the purpose of selling or repurchasing in the near term. Derivatives, including separated embedded derivatives, are also classified as held for trading unless they are designated as effective hedging instruments. Financial assets with cash flows that are not solely payments of principal and interest are classified and measured at fair value through profit or loss, irrespective of the business model. Notwithstanding the criteria for debt instruments to be classified at amortised cost or at fair value through OCI, as described above, debt instruments may be designated at fair value through profit or loss on initial recognition if doing so eliminates, or significantly reduces, an accounting mismatch.

Financial assets at fair value through profit or loss are carried in the statement of financial position at fair value with net changes in fair value recognised in the statement of profit or loss.

This category includes derivative instruments and listed equity investments which the Group had not irrevocably elected to classify at fair value through OCI. Dividends on listed equity investments are also recognised as other income in the statement of profit or loss when the right of payment has been established.

A derivative embedded in a hybrid contract, with a financial liability or non-financial host, is separated from the host and accounted for as a separate derivative if: the economic characteristics and risks are not closely related to the host; a separate instrument with the same terms as the embedded derivative would meet the definition of a derivative; and the hybrid contract is not measured at fair value through profit or loss. Embedded derivatives are measured at fair value with changes in fair value recognised in profit or loss.

Reassessment only occurs if there is either a change in the terms of the contract that significantly modifies the cash flows that would otherwise be required or a reclassification of a financial asset out of the fair value through profit or loss category.

A derivative embedded within a hybrid contract containing a financial asset host is not accounted for separately. The financial asset host together with the embedded derivative is required to be classified in its entirety as a financial asset at fair value through profit or loss.

Notes To The Financial Statements

For The Year Ended 30 June 2021

2. Summary of Significant Accounting Policies (continued)

(I) Financial Assets (continued)

Derecognition of financial assets

A financial asset (or, where applicable, a part of a financial asset or part of a group of similar financial assets) is primarily derecognised (i.e., removed from the Group's consolidated statement of financial position) when:

- The rights to receive cash flows from the asset have expired
Or
- The Group has transferred its rights to receive cash flows from the asset or has assumed an obligation to pay the received cash flows in full without material delay to a third party under a 'pass-through' arrangement; and either (a) the Group has transferred substantially all the risks and rewards of the asset, or (b) the Group has neither transferred nor retained substantially all the risks and rewards of the asset, but has transferred control of the asset

When the Group has transferred its rights to receive cash flows from an asset or has entered into a pass-through arrangement, it evaluates if, and to what extent, it has retained the risks and rewards of ownership. When it has neither transferred nor retained substantially all of the risks and rewards of the asset, nor transferred control of the asset, the Group continues to recognise the transferred asset to the extent of its continuing involvement. In that case, the Group also recognises an associated liability. The transferred asset and the associated liability are measured on a basis that reflects the rights and obligations that the Group has retained.

Continuing involvement that takes the form of a guarantee over the transferred asset is measured at the lower of the original carrying amount of the asset and the maximum amount of consideration that the Group could be required to repay.

Impairment of financial assets

The Group recognises an allowance for expected credit losses (ECLs) for all debt instruments not held at fair value through profit or loss. ECLs are based on the difference between the contractual cash flows due in accordance with the contract and all the cash flows that the Group expects to receive, discounted at an approximation of the original effective interest rate. The expected cash flows will include cash flows from the sale of collateral held or other credit enhancements that are integral to the contractual terms.

ECLs are recognised in two stages. For credit exposures for which there has not been a significant increase in credit risk since initial recognition, ECLs are provided for credit losses that result from default events that are possible within the next 12-months (a 12-month ECL). For those credit exposures for which there has been a significant increase in credit risk since initial recognition, a loss allowance is required for credit losses expected over the remaining life of the exposure, irrespective of the timing of the default (a lifetime ECL).

At each reporting date, the Group assesses whether the credit risk on a financial instrument has increased significantly since initial recognition. When making the assessment, the Group compares the risk of a default occurring on the financial instrument as at the reporting date with the risk of a default occurring on the financial instrument as at the date of initial recognition and considers reasonable and supportable information that is available without undue cost of effort, including historical and forward-looking information.

Notes To The Financial Statements

For The Year Ended 30 June 2021

2. Summary of Significant Accounting Policies (continued)

(l) Financial Assets (continued)

The Group considers a financial asset in default when contractual payments are 90 days past due. However, in certain cases, the Group may also consider a financial asset to be in default when internal or external information indicates that the Group is unlikely to receive the outstanding contractual amounts in full before taking into account any credit enhancements held by the Group. A financial asset is written off when there is no reasonable expectation of recovering the contractual cash flows.

(l) Financial liabilities

Initial recognition and measurement

Financial liabilities are classified, at initial recognition, as financial liabilities at fair value through profit or loss, loans and borrowings, payables, or as derivatives designated as hedging instruments in an effective hedge, as appropriate.

All financial liabilities are recognised initially at fair value and, in the case of loans and borrowings and payables, net of directly attributable transaction costs.

Subsequent measurement

The measurement of financial liabilities depends on their classification, as described below:

Financial liabilities at fair value through profit or loss

Financial liabilities at fair value through profit or loss include financial liabilities held for trading and financial liabilities designated upon initial recognition as at fair value through profit or loss.

Financial liabilities are classified as held for trading if they are incurred for the purpose of repurchasing in the near term. This category also includes derivative financial instruments entered into by the Group that are not designated as hedging instruments in hedge relationships as defined by AASB 9. Separated embedded derivatives are also classified as held for trading unless they are designated as effective hedging instruments.

Gains or losses on liabilities held for trading are recognised in the statement of profit or loss.

Financial liabilities designated upon initial recognition at fair value through profit or loss are designated at the initial date of recognition, and only if the criteria in AASB 9 are satisfied. The Group has not designated any financial liability as at fair value through profit or loss.

Derecognition

A financial liability is derecognised when the obligation under the liability is discharged or cancelled or expires. When an existing financial liability is replaced by another from the same lender on substantially different terms, or the terms of an existing liability are substantially modified, such an exchange or modification is treated as the derecognition of the original liability and the recognition of a new liability. The difference in the respective carrying amounts is recognised in the statement of profit or loss.

(m) Offsetting of financial instruments

Financial assets and financial liabilities are offset and the net amount is reported in the consolidated statement of financial position if there is a currently enforceable legal right to offset the recognised amounts and there is an intention to settle on a net basis, to realise the assets and settle the liabilities simultaneously.

Notes To The Financial Statements

For The Year Ended 30 June 2021

2. Summary of Significant Accounting Policies (continued)

(o) Cash and Cash Equivalents

Cash and cash equivalents comprise cash balances, short term bills and call deposits. Bank overdrafts that are repayable on demand and form an integral part of the consolidated entity's cash management are included as a component of cash and cash equivalents for the purpose of the statement of cash flows.

Reserve cash is cash held in reserve accounts against the project finance which will be accessible to repay the bridging facility and letter of credit available in the group.

(p) Impairment of non financial assets

The carrying amounts of the consolidated non financial assets, other than inventories (see accounting policy 2(k)) and deferred tax assets (see accounting policy 2(x)), are reviewed at each balance sheet date to determine whether there is any indication of impairment. If any such indication exists, the asset's recoverable amount is estimated. For intangible assets that are not yet available for use, the recoverable amount is estimated at each balance sheet date.

An impairment loss is recognised whenever the carrying amount of an asset or its cash-generating unit exceeds its recoverable amount. Impairment losses are recognised in the statement of comprehensive income, unless an asset has previously been revalued, in which case the impairment loss is recognised as a reversal to the extent of that previous revaluation with any excess recognised through profit or loss.

Impairment losses recognised in respect of cash-generating units are allocated first to reduce the carrying amount of any goodwill allocated to cash-generating units (group of units) and then, to reduce the carrying amount of the other assets in the unit (group of units) on a pro rata basis.

(i) Calculation of Recoverable Amount

The recoverable amount of non-financial assets is the greater of their fair value less costs to sell and value in use. In assessing value in use, the estimated future cash flows are discounted to their present value using a pre-tax discount rate that reflects current market assessments of the time value of money and the risks specific to the asset. For an asset that does not generate largely independent cash inflows, the recoverable amount is determined for the cash-generating unit to which the asset belongs.

Impairment losses, other than in respect of goodwill, are reversed when there is an indication that the impairment loss may no longer exist and there has been a change in the estimate used to determine the recoverable amount.

An impairment loss in respect of goodwill is not reversed.

(ii) Reversals of Impairment

An impairment loss is reversed only to the extent that the asset's carrying amount does not exceed the carrying amount that would have been determined, net of depreciation or amortisation, if no impairment loss had been recognized.

Notes To The Financial Statements

For The Year Ended 30 June 2021

2. Summary of Significant Accounting Policies (continued)

(q) Interest-Bearing Borrowings

Interest-bearing loans and borrowings are initially recognised at fair value of consideration received less directly attributable transaction costs. Subsequent to initial recognition, interest-bearing loans and borrowings are stated at amortised cost with any difference between cost and redemption value being recognised in the statement of comprehensive income over the period of the borrowings on an effective interest basis. Debentures, bills of exchange and notes payable are recognised when issued at the net proceeds received, with the premium or discount on issue amortised over the period to maturity. Interest expense is recognised on an effective yield basis.

(i) Borrowing costs

Borrowing costs directly attributable to the acquisition, construction or production of a qualifying asset (i.e. an asset that necessarily takes a substantial period of time to get ready for its intended use or sale) are capitalised as part of the cost of that asset. Borrowing costs consist of interest and other costs that an entity incurs in connection with the borrowing of funds and convertible note (Note 21). Significant judgment is required in making determinations as to when a qualifying asset exists, when the capitalization of borrowing costs should commence and cease, at what rate borrowing costs should be capitalised and in what proportion borrowing costs should be allocated when multiple qualifying assets exist. The Group continued to consider that the criteria for capitalization of interest in respect of each of its assets under construction were met during the year. This conclusion was reached on the basis that substantive progress continued on these assets or at a minimum, that substantive technical and administrative work continued to be carried.

(r) Compound financial instruments

Compound financial instruments issued by the consolidated entity comprise convertible notes that can be converted to share capital at the option of the holder, with the number of shares to be issued being fixed.

The liability component of a compound financial instrument is recognised initially at the fair value of a similar financial liability that does not have the equity conversion option. The equity component is recognised initially as the difference between the fair value of the compound financial instrument as a whole and the fair value of the financial liability component. Any directly attributable transaction costs are then allocated to the liability and equity components in proportion to their initial carrying amounts.

Subsequent to the initial recognition, the liability component of a compound financial instrument is measured at amortised cost using the effective interest method. The equity component of a compound financial instrument is not re-measured subsequent to initial recognition.

Interest related to the financial liability is recognised in the statement of comprehensive income as a component of the profit or loss or capitalised to the statement of financial position where the borrowing costs relates to a qualifying asset. On conversion the financial liability is reclassified to equity and no gain or loss is recognised in the statement of comprehensive income.

Notes To The Financial Statements

For The Year Ended 30 June 2021

2. Summary of Significant Accounting Policies (continued)

(s) Employee Benefits

(i) *Defined Contribution Superannuation Funds*

Obligations for contributions to defined contribution superannuation funds are recognised as an expense in the statement of comprehensive income as incurred.

(ii) *Long-Term Service Benefits*

The consolidated entity's net obligation in respect of long-term service benefits, other than defined benefit superannuation funds, is the amount of future benefit that employees have earned in return for their service in the current and prior periods. The obligation is calculated using expected future increases in wage and salary rates including related on-costs and expected settlement dates, and is discounted using the government bond rates at the balance sheet date which have maturity dates approximating to the terms of the consolidated entity's obligations.

(iii) *Wages, Salaries, Annual Leave, Sick Leave and Non-Monetary Benefits*

Liabilities for employee benefits for wages, salaries, annual leave and sick leave that are expected to be settled within 12 months of the reporting date, represent present obligations resulting from employees' services provided to reporting date. These are calculated at undiscounted amounts based on remuneration wage and salary rates that the consolidated entity expects to pay as at reporting date including related on-costs, such as workers compensation insurance and payroll tax. Non-accumulating non-monetary benefits, such as medical care, housing, cars and free or subsidised goods and services, are expensed based on the net marginal cost to the consolidated entity as the benefits are taken by the employees.

(iv) *Defined Benefit Plan*

In accordance with AASB119, the cost of providing employee benefit under Indonesian Law is determined using the projected unit credit actuarial valuation method. Remeasurements, comprising of actuarial gains and losses, the effect of the asset ceiling, excluding amounts included in net interest on the net defined benefit liability and the return on plan assets (excluding amounts included in net interest on the net defined benefit liability), are recognised immediately in the statement of financial position with a corresponding debit or credit to retained earnings through OCI in the period in which they occur. Remeasurements are not reclassified to profit or loss in subsequent periods. These gains or losses are recognised on a straight line basis over the expected average remaining working lives of the employees.

Further, past-service costs arising from the introduction of a defined benefit plan or changes in the benefit payable of an existing plan are required to be amortised over the period until the benefits concerned become vested.

For expatriate employees, the provision for service entitlements is calculated based on the actual years of service, calculated in accordance with the expatriate employees' employment arrangement and the Company's expatriate personnel policy.

(t) Provisions

A provision is recognised in the statement of financial position when the consolidated entity has a present legal or constructive obligation as a result of a past event, and it is probable that an outflow of economic benefits will be required to settle the obligation. Provisions are determined by discounting the expected future cash

Notes To The Financial Statements

For The Year Ended 30 June 2021

2. Summary of Significant Accounting Policies (continued)

flows at a pre-tax rate that reflects current market assessments of the time value of money and, where appropriate, the risks specific to the liability.

(i) *Site Restoration*

In accordance with the consolidated entity's environmental policy and applicable legal requirements, a provision for site restoration is recognised when the disturbance or other activity is incurred.

The provision is the best estimate of the present value of the expenditure required to settle the restoration obligation at the reporting date, based on current legal requirements and technology. Future restoration costs are reviewed annually and any changes are reflected in the present value of the restoration provision at the end of the reporting period.

The amount of the provision for future restoration costs is capitalised and is depreciated in accordance with the policy set out in Note 2(f). The unwinding of the effect of discounting on the provision is recognised as a finance cost. The amount of the provision relating to rehabilitation of environmental disturbance caused by on-going production and extraction activities is recognised in the statement of comprehensive income as incurred.

(u) **Trade and Other Payables**

Trade and other payables are stated at their amortised cost. Other than those with related parties, trade payables are non-interest bearing and are normally settled from 30-day terms to 90-day terms.

(v) **Revenue**

(i) *Revenue from contracts with customers*

The Group's revenue arising from contracts with customers are primarily related to sale of goods. The accounting policies are explained as follow:

The Group is engaged in the production and sale of power and natural gas. Sales are recognized when control of the goods is transferred to the customer and the goods are delivered to the customers. Revenue is recognized based on the consideration stated in the contract and is only recognized to the extent that it is highly probable that a significant reversal in the amount of cumulative revenue recognized will not occur and when the uncertainty associated with the variable consideration is subsequently resolved. During the period specified in the contract, refund liability is recognized for the expected volume discounts.

For most of the contracts, when the Group transfers the goods to customers and has a right to an amount of consideration that is unconditional, these contracts are recognized as trade receivables. The Group usually collects the payments shortly after transfer of goods to customers; therefore, there is no significant financing component to the contract. For some of the contracts, the Group has transferred the goods to customers but does not have a right to an amount of consideration that is unconditional, these contracts should be presented as contract assets. In accordance with AASB 9, the Group measures the loss allowance for a contract asset at an amount equal to the lifetime expected credit losses.

(ii) *Interest*

Interest is recognised as the interest accrues to the net carrying amount of the financial assets.

Notes To The Financial Statements

For The Year Ended 30 June 2021

2. Summary of Significant Accounting Policies (continued)

(w) Expenses

(i) *Finance Lease Payments*

Minimum lease payments are apportioned between the finance charge and the reduction of the outstanding liability. The finance charge is allocated to each period during the lease term so as to produce a constant periodic rate of interest on the remaining balance of the liability.

(ii) *Financing Costs / Income*

Financing costs comprise interest payable on borrowings calculated using the effective interest method, dividends on redeemable preference shares, interest receivable on funds invested, dividend income, foreign exchange gains and losses, and gains and losses on hedging instruments that are recognised in the statement of comprehensive income. Borrowing costs are expensed as incurred and included in net financing costs where it does not relate to a qualifying asset.

Interest income is recognised in the statement of comprehensive income as it accrues, using the effective interest method. Dividend income is recognised in the statement of comprehensive income on the date the entity's right to receive payments is established which in the case of quoted securities is ex-dividend date. The interest expense component of finance lease payments is recognised in the statement of comprehensive income using the effective interest method.

(x) Income Tax

Income tax on the profit or loss for the year comprises current and deferred tax. Income tax is recognised in the statement of comprehensive income except to the extent that it relates to items recognised directly in equity, in which case it is recognised in equity.

Current tax is the expected tax payable on the taxable income for the year, using tax rates enacted or substantively enacted at the balance sheet date, and any adjustment to tax payable in respect of previous years.

Deferred tax is provided using the balance sheet method, providing for temporary differences between the carrying amounts of assets and liabilities for financial reporting purposes and the amounts used for taxation purposes. The following temporary differences are not provided for: initial recognition of goodwill, the initial recognition of assets or liabilities that affect neither accounting nor taxable profit, and differences relating to investments in subsidiaries to the extent that they will probably not reverse in the foreseeable future.

Deferred tax assets and liabilities are measured at the tax rates that are expected to apply in the year when the asset is realised or the liability is settled, based on tax rates (and tax laws) that have been enacted or substantively enacted at the reporting date. The amount of deferred tax provided is based on the expected manner of realisation or settlement of the carrying amount of assets and liabilities, using tax rates enacted or substantively enacted at the balance sheet date.

Notes To The Financial Statements

For The Year Ended 30 June 2021

2. Summary of Significant Accounting Policies (continued)

(x) Income Tax (continued)

A deferred tax asset is recognised only to the extent that it is probable that future taxable profits will be available against which the asset can be utilised. Deferred tax assets are reduced to the extent that it is no longer probable that the related tax benefit will be realised.

Additional income taxes that arise from the distribution of dividends are recognised at the same time as the liability to pay the related dividend.

The Group is subject to income taxes in multiple jurisdictions to be exercised in determining the Group's provision for income taxes. There are a number of transactions and calculations for which the ultimate tax determination is uncertain during the ordinary course of business. Current and deferred tax liabilities and assets are recognized at the amount expected to be paid or recovered from the taxation authorities.

(y) Petroleum Resource Rent Tax ("PRRT")

In addition to corporate income taxes, the consolidated financial statements also include and disclose certain taxes determined from oil and gas production and levied on net income.

Resource rent taxes and government royalties are treated as taxation arrangements when they are imposed under Government authority and when the calculation of the amount payable falls within the definition of "taxable profit" for the purposes of AASB 112. Current and deferred tax is then provided on the same basis as described in income taxes above.

The Australian Government enacted legislation to extend the PRRT regime to all onshore oil and gas projects, from 1 July 2012. PRRT is applied to onshore and offshore oil and gas projects at a rate of 40%. State petroleum royalties will continue to apply to projects within state jurisdictions; however these royalties are fully creditable against PRRT liabilities. The extended PRRT applies to EWC's Australian operations.

(z) Operating Segments

An operating segment is a component of an entity that engages in business activities from which it may earn revenues and incur expenses (including revenues and expenses relating to transactions with other components of the same entity), whose operating results are regularly reviewed by the entity's chief operating decision maker to make decisions about resources to be allocated to the segment and assess its performance and for which discrete financial information is available. This includes start up operations which are yet to earn revenues.

Operating segments have been identified based on the information provided to the chief operating decision makers – being the Board of Directors.

Operating segments that meet the quantitative criteria as prescribed by AASB 8 are reported separately. However, an operating segment that does not meet the quantitative criteria is still reported separately where information about the segment would be useful to users of the financial statements. Refer to Note 3.

Notes To The Financial Statements

For The Year Ended 30 June 2021

2. Summary of Significant Accounting Policies (continued)

(aa) Value-Added and Goods and Services Tax

Revenue, expenses and assets are recognised net of the amount of goods and services tax (GST) and value-added tax (VAT), except where the amount of GST and VAT incurred are not recoverable from the taxation authority. In these circumstances, the GST and VAT are recognised as part of the cost of acquisition of the asset or as part of the expense.

Receivables and payables are stated with the amount of GST and VAT included. The net amount of GST and VAT recoverable from, or payable to, the taxation authority is included as a current asset or liability in the statement of financial position.

Cash flows are included in the statement of cash flows on a gross basis. The GST and VAT components of cash flows arising from investing and financing activities which are recoverable from, or payable to, the taxation authority are classified as operating cash flows.

(ab) Derivative financial instruments and hedging

The Group uses derivative financial instruments (including interest rate swaps) to hedge its risks associated with interest rate fluctuations. Such derivative financial instruments are initially recognised at fair value on the date on which a derivative contract is entered into and are subsequently remeasured to fair value.

Derivatives are carried as assets when their fair value is positive and as liabilities when their fair value is negative. Any gains or losses arising from changes in the fair value of derivatives, except for those that qualify as cash flow hedges, are taken directly to profit or loss for the year. The fair values of interest rate swap contracts are determined by reference to market values for similar instruments.

For the purposes of hedge accounting, hedges are classified as:

- Fair value hedges when they hedge the exposure to changes in the fair value of a recognised asset, or
- Cash flow hedges when they hedge the exposure to variability in cash flows that is attributable either to a particular risk associated with a recognised asset or liability or to a forecast transaction.

Hedges that meet the strict criteria for hedge accounting are accounted for as follows:

(i) *Fair value hedges*

Fair value hedges are hedges of the Group's exposure to changes in the fair value of a recognised asset or liability or an unrecognised firm commitment, or an identified portion of such an asset, liability or firm commitment that is attributable to a particular risk and could affect profit or loss. For fair value hedges, the carrying amount of the hedged item is adjusted for gains and losses attributable to the risk being hedged and the derivative is re-measured to fair value. Gains and losses from both are taken to profit or loss.

The Group discontinues fair value hedge accounting if the hedging instrument expires or is sold, terminated or exercised, the hedge no longer meets the criteria for hedge accounting or the Group revokes the designation. Any adjustment to the carrying amount of a hedged financial instrument for which the effective interest method is used is amortised to profit or loss. Amortisation may begin as soon as an adjustment exists and shall begin no later than when the hedged item ceases to be adjusted for changes in its fair value attributable to the risk being hedged.

Notes To The Financial Statements

For The Year Ended 30 June 2021

2. Summary of Significant Accounting Policies (continued)

(ii) Cash flow hedges

Cash flow hedges are hedges of the Group's exposure to variability in cash flows that is attributable to a particular risk associated with a recognised asset or liability that is a firm commitment and that could affect profit or loss. The effective portion of the gain or loss on the hedging instrument is recognised directly in equity in the cash flow hedge reserve, while the ineffective portion is recognised in profit or loss.

Amounts taken to equity are transferred out of equity and included in the measurement of the hedged transaction when the forecast transaction occurs.

If the hedging instrument expires or is sold, terminated or exercised without replacement or rollover, or if its designation as a hedge is revoked (due to it being ineffective), amounts previously recognised in equity remain in equity until the forecast transaction occurs.

(ac) Foreign currency translation

(i) Functional and presentation currency

Both the functional and presentation currency of Energy World Corporation Ltd is United States Dollars (\$). The Australian subsidiaries' functional currency is Australian Dollars; the Philippines subsidiaries' functional currency is Philippines Peso; and the Hong Kong subsidiary functional currency is Hong Kong dollar; they are translated to presentation currency (see below).

(ii) Transactions and balances

Transactions in foreign currencies are initially recorded in the functional currency by applying the exchange rates ruling at the date of the transaction. Monetary assets and liabilities denominated in foreign currencies are retranslated at the rate of exchange ruling at the balance sheet date. Non-monetary items that are measured in terms of historical cost in a foreign currency are translated using the exchange rate as at the date of the initial transaction. Non-monetary items measured at fair value in a foreign currency are translated using the exchange rates at the date when the fair value was determined.

(iii) Translation of Group Companies functional currency to presentation currency

The results of the Non US dollars subsidiaries are translated into United States Dollars as at the date of each transaction. Assets and liabilities are translated at exchange rates prevailing at balance date. The income statements are translated using the average exchange rate during the year. Exchange variations resulting from the translation are recognised in the foreign currency translation reserve in equity.

(ad) Significant Accounting Judgements, Estimates and Assumptions

The carrying amounts of certain assets and liabilities are often determined based on management's judgement regarding estimates and assumptions of future events. The reasonableness of estimates and underlying assumptions are reviewed on an ongoing basis. Revisions to accounting estimates are recognised in the period in which the estimate is revised if the revision affects only that period or in the period of the revision and future periods if the revision affects both current and future periods. The key judgements, estimates and assumptions that have a significant risk of causing a material adjustment to the carrying amount of certain assets and liabilities within the next annual reporting period are:

Notes To The Financial Statements

For The Year Ended 30 June 2021

2. Summary of Significant Accounting Policies (continued)

(i) *Estimates of Reserve Quantities*

The estimated quantities of proven and probable hydrocarbon reserves reported by the Group are integral to the calculation of depletion and depreciation expense and to assessments of possible impairment of assets. Estimated reserve quantities are based upon interpretations of geological and geophysical models and assessments of the technical feasibility and commercial viability of producing the reserves. These assessments require assumptions to be made regarding future development and production costs, commodity prices, exchange rates and fiscal regimes. The estimates of reserves may change from period to period as the economic assumptions used to estimate the reserves can change from period to period, and as additional geological data is generated during the course of operations. Reserves estimates are prepared in accordance with the Group's policies and procedures for reserves estimation.

(ii) *Exploration and Evaluation*

The consolidated entity's policy for exploration and evaluation expenditure is discussed in Note 2(h). The application of this policy requires management to make certain estimates and assumptions as to future events and circumstances, particularly in relation to the assessment of whether economic quantities of reserves have been found. Any such estimates and assumptions may change as new information becomes available. If, after having capitalised exploration and evaluation expenditure, management concludes that the capitalised expenditure is unlikely to be recovered by future exploration or sale, then the relevant capitalised amount will be written off to the statement of comprehensive income.

The carrying amount of exploration and evaluation assets is disclosed in Note 19.

(iii) *Provision for Restoration*

The consolidated entity's policy for providing for restoration is discussed in Note 2(t)(i). The key judgements are in relation to the future restoration costs, discounting used to calculate the present value and the estimation of the timing of rehabilitation.

(iv) *Impairment of Oil and Gas Assets*

The consolidated entity's policy for impairment of oil and gas assets is discussed in Note 2(p).

(v) *Carrying values of property, plant and equipment*

There are certain estimates and assumptions made by management that support the carrying values of its property, plant and equipment at the reporting date, particularly in relation to its LNG and power projects in Indonesia and the power and Hub terminal in the Philippines. These assessments require assumptions to be made regarding future government approvals to operate its planned facilities, the ability to raise sufficient funds to complete the project and the completion of an off-take agreement. Any changes in one or more of these judgements may impact the carrying value of these assets. The Group's policy for accounting for property, plant and equipment is discussed in Note 2(f).

Notes To The Financial Statements

For The Year Ended 30 June 2021

2. Summary of Significant Accounting Policies (continued)

(vi) *Income taxes*

The Group is subject to income taxes in multiple jurisdictions which require significant judgment to be exercised in determining the Groups provision for income taxes. There are a number of transactions and calculations for which the ultimate tax determination is uncertain during the ordinary course of business. Current and deferred tax liabilities and assets are recognized at the amount expected to be paid or recovered from the taxation authorities.

(ae) **Prior Period Restatement**

During the current period, the Group identified \$3.4 million of trade receivables that were incorrectly recognized in the financial year ending 30 June 2019. The Group has restated the trade and other receivables balance as at 30 June 2020 in the Statement of Financial Position to derecognize the receivable and made a corresponding adjustment to opening retained earnings given the adjustment relates to balances that originated prior to the beginning of the comparative period.

3. Operating Segments

(a) **Identification of reportable segments**

The Group has identified its operating segments based on the internal reports that are reviewed for the different operating businesses and one internal report for the assets under construction and used by the board of directors (the chief operating decision makers) in assessing performance and in determining the allocation of resources.

The operating segments are identified by management based on geographic locations in which the Group operates, and / or for the nature of the activity performed by the Group. The Group has determined that it has four operating segments, being: oil and gas in Australia, oil and gas in Indonesia, power in Indonesia and project development. While project developments are based in different geographical locations, they are of same nature of activity. As these assets are not yet operating, they are more alike and more suited to aggregation with one another than to existing operating business segments.

Discrete financial information about each of these operating businesses is reported to the executive management team on at least a monthly basis.

Notes To The Financial Statements

For The Year Ended 30 June 2021

(b) Major customers

The Group supplies Indonesian Government agencies that combined account for 99.2% of external revenue (2020: 98.6%). The next most significant customer accounts for 0.7% (2020: 1.4%)

Revenue from external customers by geographic locations is detailed below. Revenue is attributed to geographic location based on the location of the customers. The Company does not have external revenues from external customers that are attributable to any foreign country other than as shown.

	2021	2020
	US\$'000	US\$'000
Indonesia	148,180	157,028
Australia	1,185	2,217
Total revenue	149,365	159,245

Notes To The Financial Statements

For The Year Ended 30 June 2021

3. Operating Segments (continued)

(c) Segment revenue, expenses, assets and liabilities

Inter-segment pricing is determined on an arm's length basis.

Segment results include items directly attributable to a segment as well as those that can be allocated on a reasonable basis. Unallocated items comprise mainly income-earning assets, interest-bearing loans, borrowings and expenses, and corporate assets and expenses.

	<u>Australia</u>		<u>Indonesia</u>		<u>Power</u>		<u>Project development</u>		<u>Corporate</u>		<u>Total</u>	
	<u>Oil & Gas</u>		<u>Oil & Gas</u>								<u>2020</u>	
	<u>2021</u>	<u>2020</u>	<u>2021</u>	<u>2020</u>	<u>2021</u>	<u>2020</u>	<u>2021</u>	<u>2020</u>	<u>2021</u>	<u>2020</u>	<u>2021</u>	<u>Restated</u>
	<u>US\$'000</u>	<u>US\$'000</u>	<u>US\$'000</u>	<u>US\$'000</u>	<u>US\$'000</u>	<u>US\$'000</u>	<u>US\$'000</u>	<u>US\$'000</u>	<u>US\$'000</u>	<u>US\$'000</u>	<u>US\$'000</u>	<u>US\$'000</u>
Sales revenue	1,185	2,217	38,044	41,864	110,136	115,164	-	-	-	-	149,365	159,245
Result												
Segment result	714	1,536	26,578	27,473	54,876	53,140	-	-	(123)	(216)	82,045	81,933
Impairment loss	(30,245)	-	-	-	-	-	-	(2,371)	-	(840)	(30,245)	(3,211)
Loss on Farm out	-	-	(16,997)	-	-	-	-	-	-	-	(16,997)	-
Depreciation and amortisation	(241)	(187)	(4,144)	(5,797)	(31,417)	(31,942)	-	-	(2,208)	(147)	(38,010)	(38,073)
Net financing (income)/ cost											(154)	(577)
Gain on debt modification											27,083	-
Unallocated corporate result											(4,231)	(4,964)
Foreign currency exchange gain/(loss)											80	908
Profit before income tax											19,571	36,016
Income tax expense											(17,729)	(23,697)
Net-profit after tax											1,842	12,319
Non-controlling interest											(1,318)	(728)
Net profit / (loss) attributable to owners of the parent											524	11,591
Current assets	3,307	2,466	16,479	8,798	35,498	46,061	31	115	76,651	1,854	131,966	59,294
Segment assets	53,707	73,503	93,342	133,253	76,813	118,082	1,387,853	1,318,305	93,964	65,574	1,705,679	1,708,717
Segment liabilities	(10,027)	(6,491)	(39,072)	(39,396)	(24,788)	(30,366)	(619,171)	(582,916)	(220,358)	(311,604)	(913,416)	(970,773)

Notes To The Financial Statements

For The Year Ended 30 June 2021

3. Operating Segments (continued)

(d) Segment assets and liabilities reconciliation to the statement of financial position

Segment results include items directly attributable to a segment as well as those that can be allocated on a reasonable basis. Unallocated items comprise mainly income-earning assets and revenue, interest-bearing loans, borrowings and expenses, and corporate assets and expenses.

Reconciliation of segment operating assets to total assets:

	2021	2020
	US\$'000	Restated US\$'000
Segment current operating assets	55,333	57,440
Corporate cash	6,636	187
Cash held in reserve accounts	51,203	194
Prepayments and other	18,794	1,473
Current corporate assets	76,633	1,854
Total current assets per the statement of financial position	131,966	59,294

	2021	2020
	US\$'000	Restated US\$'000
Segment operating assets	1,611,715	1,643,143
Corporate cash	-	187
Non-current cash held in reserve accounts	4,123	51,194
Non-current prepayments and other assets	89,841	14,193
Total assets per the statement of financial position	1,705,679	1,708,717

Reconciliation of segment operating liabilities to total liabilities:

	2021	2020
	US\$'000	Restated US\$'000
Segment operating liabilities	693,058	659,169
Deferred tax liabilities	17,481	23,533
Interest-bearing borrowings	142,991	193,021
Provisions and other	59,886	95,050
Total liabilities per the statement of financial position	913,416	970,773

Notes To The Financial Statements

For The Year Ended 30 June 2021

4. Parent Entity Information

Information relating to Energy World Corporation Ltd:

	2021	2020
	US\$'000	US\$'000
Current assets	63,461	1,162
Total assets	1,205,256	1,123,392
Current liabilities	(300,274)	(242,407)
Total liabilities	(865,988)	(849,661)
Issued capital	540,439	492,733
Other reserves	(55,123)	(54,450)
Accumulated losses	(146,048)	(164,496)
Total shareholders' equity	339,268	273,787
Net profit / (loss) and total comprehensive income	(17,680)	(13,591)

There were no contingent liabilities, capital commitment or guarantee in the parent entity as at 30 June 2021 and 2020

5. Expenses

	2021	2020
	US\$'000	US\$'000
(a) Depreciation and amortisation expenses		
Property, plant and equipment	(31,993)	(32,245)
Oil and gas assets	(5,233)	(5,248)
ROU assets	(784)	(580)
	(38,010)	(38,073)
(b) Other expenses		
Insurance	(3,273)	(3,051)
Employee entitlements	(283)	(292)
Professional services	(844)	(1,141)
Directors fee	(1,032)	(1,124)
Provision for Expected Credit Losses	-	(1,432)
Employee expenses and other	(7,761)	(11,298)
	(13,193)	(18,338)

(c) Farm-out of 49% interest in Sengkang PSC

On 29 November 2018, EEES (a wholly owned subsidiary of the Group) entered into a Sale and Purchase Agreement ("SPA") with PT Energi Maju Abadi ("EMA"), for the transfer of a 49% participating interest in the Sengkang Contract Area under a production sharing contract ("PSC") held with BPMigas, the Indonesian gas regulator and supervising body of upstream oil and gas activities. EMA is a third party privately owned upstream oil and gas exploration and production company.

Notes To The Financial Statements

For The Year Ended 30 June 2021

Although the SPA was entered into in FY19, there were certain conditions precedent to completion of the transaction. The remaining conditions were completed in March 2021. On completion, 49% of net assets relating to the PSC, including cash and cash equivalents, trade and other receivables, prepayments, inventory, property, plant and equipment, oil and gas assets, trade and other payables owing to third parties and provisions, were derecognised. As the total consideration due, being \$24.9m that is comprised of cash and amounts receivable, was less than the carrying value of 49% of the net assets derecognised, the disposal resulted in a \$17.0m loss (offset by \$5.8m tax benefit) being recorded in the statement of profit or loss and other comprehensive income.

The Group has determined that this transaction is subject to taxation in accordance with Indonesian Government Regulation No. 27/2017 (“transfer tax”). The Group has recorded a provision for transfer tax based on its best estimate of the consideration the taxation authorities are likely to deem was received under the SPA and the applicable rate in the legislation. The amount utilised is aligned to the accounting consideration referred to above, however, the estimate involves judgment for tax purposes as there remains a risk that the taxation authorities will deem that the consideration received is higher. Although the Group does not consider this likely to happen, should it eventuate it could result in a maximum additional transfer tax liability of \$2.4m.

Further, the Group has determined that the branch profits tax (BPT) element of Indonesian Minister of Finance Regulation 257 may apply to this transaction and accordingly has provided for the estimated liability. This provision was also recorded with reference to the same estimate of consideration that the tax authorities will deemed to have been received as that applied to the transfer tax. There was significant judgment involved in estimating the BPT provision and there remains uncertainty regarding whether and to what extent the taxation authorities will assert that BPT applies to this transaction. Depending on the tax authorities final assessment, the resulting BPT liability could range from \$2.9m to \$9.4m.

The Group expects to obtain further clarity regarding its transfer tax and BPT obligations during the course of FY22. Should actual outcomes differ from those adopted as at 30 June 2021 any resulting adjustments will be recorded prospectively as they become known.

6. Auditors’ Remuneration

The auditor of Energy World Corporation Ltd is Ernst & Young Australia.

	2021	2020
	US\$’000	US\$’000
Fees to Ernst & Young (Australia)		
Fees for auditing the statutory financial report of the parent covering the group and auditing the statutory financial reports of any controlled entities	369	328
	369	328
Fees to other overseas member firms of Ernst & Young		
Fees for auditing the financial report of any controlled entities	230	249
	230	249

Notes To The Financial Statements

For The Year Ended 30 June 2021

7. Income Tax

A reconciliation between tax expense and the product of accounting profit before income tax multiplied by the Group's applicable income tax rate is as follows:

	2021 US\$'000	2020 US\$'000
Accounting profit before tax:	19,571	36,016
At the Parent Entity's statutory income tax rate of 30% (2019: 30%)	(5,871)	(10,805)
Difference in tax rates (a)	1,560	(1,727)
Decrease/(increase) in tax expense due to:		
Non-deductible expenses/non-assessable income	(4,344)	(4,455)
Change in tax rates impacting temporary difference (a)	-	(2,448)
Tax losses not brought to account	(3,840)	(3,714)
Impairment of deferred tax assets	(3,382)	(1,526)
Origination and reversal of other temporary differences	(90)	978
Branch Profit tax on PI transfer	(1,025)	-
Overprovision in previous financial years	(736)	-
Income tax expense reported in the statement of comprehensive income	<u>(17,729)</u>	<u>(23,697)</u>

The major components of income tax expense are:

Current income tax charge	(23,782)	(24,790)
Deferred tax income	6,053	1,093
Income tax expense reported in the statement of comprehensive income	<u>(17,729)</u>	<u>(23,697)</u>

(a)

- Indonesia - PTES Tax rate 25% (FY21: 22%; FY22: 20%)
- Indonesia - EEES Tax rate 44%
- Australia - Tax rate 30%

Notes To The Financial Statements

For The Year Ended 30 June 2021

7. Income Tax (continued)

Deferred income tax at 30 June relates to the following:

	Balance Sheet		Income Statement	
	2021	2020	2021	2020
	US\$'000	US\$'000	US\$'000	US\$'000
<i>Deferred tax assets</i>				
Provision for employee entitlements	1,845	3,101	(1,257)	(185)
Provision for abandonment and restoration	3,379	2,547	833	(35)
Tax losses	5,063	13,922	(8,859)	(5,604)
Unrecovered cost pool	-	-	-	(320)
Fixed and moveable assets	4,671	4,671	-	(230)
Hedging	6	20	(14)	20
<i>Deferred tax liabilities</i>				
Oil and gas properties and exploration and evaluation assets	(16,946)	(31,333)	14,386	6,394
In respect of EEES assets	(13,085)	(13,353)	268	(1,073)
In respect of PTES assets	(263)	(526)	263	1,595
Borrowing costs	(2,141)	(2,573)	432	424
Hedging	-	-	-	107
Non-capital inventories	-	-	-	-
Net deferred tax balance	(17,471)	(23,524)	6,053	(1,093)

Tax losses not brought to account for the year ended 30 June 2021 were \$3.9 million (2019: \$2.1 million). Realisation of these tax losses are subject to specific entities meeting legislative requirements and generating income to utilize these losses.

Notes To The Financial Statements

For The Year Ended 30 June 2021

8. Earnings per Share (EPS)

The calculation of basic earnings per share for the year ended 30 June 2021 was based on the profit attributable to ordinary shareholders of US\$524,000 (2020: US\$11,591,000) and a weighted average number of ordinary shares outstanding during the year ended 30 June 2021 of 2,028,504,023 (2020: 1,888,525,188).

	2021	2020
	US\$'000	US\$'000
Earnings reconciliation		
Profit / (loss) attributable to ordinary shareholders for basic and diluted earnings (a)	524	11,591
		2020
	Number	Restated Number
Weighted average number of shares used as a denominator for basic earnings per share	2,028,504,023	1,888,525,188
<i>Effect of dilution:</i>		
Augusta		-
	2021	2020
	Cent	Restated Cent
Earnings per share basic – cents per share	0.03	0.61
Earnings per share diluted – cents per share	0.03	0.61

Earnings per share for FY20 was restated due to the bonus element arising from the entitlement offer during the period. For more information, refer to Note 23.

(a) Profit attributable to ordinary shareholders is the same for basic and diluted as any additional interest or costs incurred for the convertible notes would be capitalised to projects.

The Augusta warrants were considered anti dilutive on the basis that the conversion price exceeded the market share price from the issue date in FY19 through to 30 June 2021.

Notes To The Financial Statements

For The Year Ended 30 June 2021

9. Other Comprehensive Income

Within the statement of comprehensive income, the Group has disclosed certain items of other comprehensive income net of the associated income tax expense or benefit. The pre-tax amount of each of these items and the associated tax effect is as follows:

	2021 US\$'000	2020 US\$'000
Cash flow hedges		
Gain in cash flow (gross of tax)	(212)	468
Tax effect	83	(182)
Gain in cash flow net of tax	(129)	286
Exchange differences on translation of foreign operations		
Exchange differences on translation of foreign operations (gross of tax)	5,939	(117)
Tax effect	(1,782)	34
Exchange differences on translation of foreign operations net of tax	4,157	(83)
Defined benefit plans		
Actuarial gain/(loss) (gross of tax)	228	(342)
Tax effect	(93)	133
Actuarial gain net of tax	145	(209)
Market value of investment		
Market value of investment (gross of tax)	559	598
Tax effect	(218)	(233)
Market value of investment net of tax	341	365

10. Gain on debt modification

On 2 June 2021, Deed of Amendment were signed between Slipform Engineering Group (Slipform) and the Company, and between Energy World International (EWI) and the Company. Both Slipform and EWI agreed to extend repayment of their loans (Note 21(g) and 21(h)) to 30 June 2024. Both parties also agreed, effective 1 July 2021, interest on their respective loans would be reduced to 6% per annum. As a result of these revised arrangements, a calculation of the carrying value of the loans has been performed adhering to the current accounting standards. An accounting gain of US\$24.2 million on the Slipform loan and US\$2.9 million on the EWI loan has been identified.

Notes To The Financial Statements

For The Year Ended 30 June 2021

11. Cash Held in Reserve Accounts

	2021 US\$'000	2020 US\$'000
Cash held in reserve accounts - current	61,921	27,591
Cash held in reserve accounts – non-current	4,123	55,123
	66,044	82,714

As at 30 June 2021, cash of \$66.0 million is held in reserve accounts for the following purpose.

- \$51.0 million as security for payment to HSBC of the corporate facility (Note 21(d))
- \$6.4 million as Debt Service Accrual and Debt Service Reserve Sub Accounts and Surplus Fund Account for PT Energi Sengkang (Note 21(b))
- \$0.2 million as Security Deposits made by Energy World Corporation Ltd (\$0.04 million); Australian Gasfields Limited (\$0.38 million); Central Energy Australia Pty Ltd. (\$0.06 million)
- \$0.01 million as Security Deposits made by Energy World Gas Operations Philippines Inc. . (Note 21(h))
- \$3.9 million as Security Deposits made by Energy Equity Epic (Sengkang) Pty Ltd
- \$3.7 million as Abandonment Site Restoration provision made by Energy Equity Epic (Sengkang) Pty Ltd
- \$0.4 million of Bank Guarantee for further exploration and evaluation work made by Energy Equity Epic (Sengkang) Pty Ltd

As at 30 June 2020, cash of \$82.7 million is held in reserve accounts for the following purpose.

- \$51.0 million as security for payment to HSBC of the corporate facility (Note 21(d))
- \$26.7 million as Debt Service Accrual and Debt Service Reserve Sub Accounts and Surplus Fund Account for PT Energi Sengkang (Note 21(b))
- \$0.2 million as Security Deposits made by Energy World Corporation Ltd (\$0.04 million); Australian Gasfields Limited (\$0.1 million); Central Energy Australia Pty Ltd. (\$0.06 million)
- \$0.01 million as Security Deposits made by Energy World Gas Operations Philippines Inc. . (Note 21(h))
- \$3.7million as Abandonment site Restoration provided by Energy Equity Epic (Sengkang) Pty Ltd
- \$0.5 million as Security Deposits made by Energy Equity Epic (Sengkang) Pty Ltd
- \$3.7 million as Abandonment Site Restoration provision made by Energy Equity Epic (Sengkang) Pty Ltd
- \$0.4million of Bank Guarantee for further Exploration and evaluation work made by Energy Equity Epic (Sengkang) Pty Ltd

Notes To The Financial Statements

For The Year Ended 30 June 2021

12. Trade and Other Receivables

	2021 US\$'000	2020 US\$'000
Current		
Trade receivables (i)	25,864	24,823
Sundry debtors (ii)	9,670	5,040
	35,534	29,863
Less : Allowance for expected credit losses	-	(1,432)
	35,534	28,431

(i) Trade and other receivables are non-interest bearing.

(ii) Included within sundry debtors is \$4.655m of funds that the Group lent to a third party for the purposes of it acquiring the 5% interest in PT Energy Sengkang (“PTES”), previously held by PT Medco Power Indonesia. EWC holds 95% ownership interest in PTES as disclosed in Note 15.

At 30 June, the aging analysis of trade receivables is as follows:

		0-28 days	29-40 days	41-90 days	+91 days	+91 days	
	Total			PDNI*	PDNI*	CI**	
	US\$'000	US\$'000	US\$'000	US\$'000	US\$'000	US\$'000	
2021	Trade receivables	27,165	12,942	10,351	489	3,384	-
	Sundry debtors	9,670	5,705	24	17	3,924	
2020	Trade receivables	28,208	9,805	11,269	539	5,163	1,432
	Sundry debtors	5,040	1,640	32	13	3,355	-

* Past due not impaired ('PDNI')

** Considered impaired ('CI')

Due to the short term nature of these receivables, their carrying value is assumed to approximate their fair value.

The maximum exposure to credit risk is the carrying value of receivables. Collateral is not held as security, nor is it the consolidated entity's policy to transfer (on-sell) receivables to special purpose entities.

Detail regarding liquidity risk is disclosed in Note 29(g).

No expected credit loss has been recognized on trade receivables as at 30 June 2021.

Notes To The Financial Statements

For The Year Ended 30 June 2021

13. Inventories

	2021	2020
	US\$'000	US\$'000
Consumables	281	671
Finished goods	35	33
	316	704

14. Prepayments

	2021	2020
	US\$'000	US\$'000
Current		
Prepayment	1,139	907
	1,139	907
Non - current		
Prepayment	1,217	1,858
Total	2,356	2,765

Notes To The Financial Statements

For The Year Ended 30 June 2021

15. Consolidated Entities

	<u>Ownership Interest</u>	
	<u>2021</u>	<u>2020</u>
Parent Entity		
Energy World Corporation Ltd		
Subsidiaries		
Active Subsidiaries		
Australian Gasfields Limited ^{^ w}	100	100
Central Energy Australia Pty Ltd ^{^ w}	100	100
Central Energy Power Pty Ltd ^{^ w}	100	100
Central Queensland Power Pty Ltd ^w	100	100
Energy Equity Epic (Sengkang) Pty Ltd ^w	100	100
Energy Equity LNG Pty Ltd ^w	100	100
Energy Equity Holdings Pty Ltd ^w	100	100
Energy Equity West Kimberly Pty Ltd ^{^ w}	100	100
Energy World Holdings (Cayman) Ltd ^x	100	100
Energy World L.N.G. (Queensland) Pty Ltd ^w	100	100
Energy World Operations Pty Ltd ^w	100	100
Energy World Petroleum Pty Ltd ^w	100	100
Epic Sulawesi Gas Pty Ltd ^w	100	100
Galtee Limited ^x	100	100
Sulawesi Energy Pty Ltd ^{* w}	100	100
Ventures Holdings Pty Ltd	100	100
PT Energi Sengkang ^{* y}	95	95
PT South Sulawesi LNG ^{* y}	100	100
Energy World (H.K.) Ltd ^v	100	100
Energy World Philippines Holdings Ltd ^x	100	100
Energy World Gas-Power Holdings Philippines Inc. ^z	100	100
Energy World Gas Developments Holdings Philippines Inc. ^z	100	100
Energy World Gas Operations Philippines Inc. ^z	100	100
Energy World Power Developments Philippines Inc. ^z	100	100
Energy World Power Operations Philippines Inc. ^z	100	100

* Entities which carry on business in Indonesia.

[^] Pursuant to ASIC Corporations Instrument 2016/785, relief has been granted to these controlled entities of Energy World Corporation Ltd from the Corporations Law requirements for preparation, audit and publication of financial reports. As a condition of the Class Order, Energy World Corporation Ltd and the controlled entities subject to the Class Order entered into a deed of indemnity on 16 June 1998. The effect of the deed is that Energy World Corporation Ltd has guaranteed to pay any deficiency in the event of winding up of the controlled entity. The controlled entities have also given a similar guarantee in the event Energy World Corporation Ltd is wound up. Refer Note 25.

^v Incorporated in Hong Kong

^w Incorporated in Australia

^x Incorporated in Cayman Islands

^y Incorporated in Indonesia

^z Incorporated in Philippines

Notes To The Financial Statements

For The Year Ended 30 June 2021

16. Interests in Oil & Gas Operations

	2021	2020
	%	%
PL115 & PL116 Eromanga (Australia) ¹	100.0	100.0
PL65 Gilmore (Australia) ²	100.0	100.0
PL1111, 1112, 1113 & 1114 (formerly PL1030, 1031, 1032 & 1033) (Australia) ³	100.0	100.0
PL1115 Eromanga (Australia) (formerly PL184) ⁴	100.0	100.0
PL 117 Eromanga (Australia) ¹	100.0	100.0
PEL 96 (Australia) ⁵	33.3	33.3
Naccowlah Block (Australia)	2.0	2.0

¹ Petroleum lease extended to September 2026

² Petroleum lease expires on 15 December 2029

³ Petroleum lease extended to July 2051

⁴ Application for renewal of Petroleum lease is in process

⁵ Petroleum lease extended to 12 November 2024

The principal activity of these Oil and Gas Operations is the exploration and development of oil and gas prospects.

The Eromanga gas processing plant is connected by pipeline to the production wells on PL115 (Bunya), PL116 (Cocos) and PL117 (Vernon) with an outlet line for processed gas linked to the Mt. Isa Pipeline serving the Queensland piped gas network. The initial gas supply which will be sold into the pipeline network.

The Eromanga gas field comprises PL 115, PL 116 and PL 1115. PL 115 contains the Bunyas 1 and Bunyas 2 wells and PL 116 contains Cocos 1 well. These three wells were previously in production until 2001. PL 1115 contains the Thylungra 1 and Thylungra 2 discovery wells. It is anticipated that these two wells can be tied into the existing PL 115 pipeline infrastructure.

Australian Gasfields Ltd (AGF) was the authorized holder of ATP 549 and applied for 4 Petroleum Leases (PLs) to replace parts of ATP-549P (East) and PL 1030, PL 1031, PL 1032 and PL 1033 were allocated during the year, with applications being made for title to be issued. During the year, we have been granted approval from Queensland Department of Natural Resources, Mines and Energy (DNME) to extend these PLs and permits for PL115, PL116 and PL117 to September 2024.

The Gilmore gas processing plant is connected to the Cheepie-Barcaldine pipeline, which supplies gas to the Queensland pipeline network, both of which are owned and operated by third parties.

The Gilmore gas field comprises PL 65. PL 65 contains Gilmore 1, 3 and 4a wells. These three wells were previously in production until 2001. The Department of Natural Resources and Mines and Energy (DNRME) of the Queensland Government has approved the renewal of PL 65 on 19 September 2017 for a period of 15 years. The renewed licence term commenced with effect from 16 December 2014 and expires on 15 December 2029.

Under the terms of our petroleum leases we are required to pay the Queensland State a royalty of 10% of the wellhead value of Petroleum produced or disposed from the Gilmore and Eromanga Gas Fields.

Notes To The Financial Statements

For The Year Ended 30 June 2021

17. Oil and Gas Assets

	2021	2020
	US\$'000	US\$'000
Opening balance	98,578	103,115
Additions	120	530
Amortisation	(4,975)	(5,067)
Transfer out on farm out	(35,685)	-
Closing balance	58,038	98,578

18. Exploration and Evaluation Expenditure

	2021	2020
	US\$'000	US\$'000
Opening balance	84,720	82,164
Additions	537	2,556
Foreign currency translation	4,618	-
Impairment loss (i)	(30,245)	-
Closing balance	59,630	84,720

(i) During the financial year, management identified an indicator of impairment relating to the Group's 33.3% interest in PEL 96. An impairment test was conducted and the asset was impaired to its estimated recoverable amount to \$0.6 million. The recoverable amount was estimated with reference to the value at which Strike Energy (holder of 66.7% interest in PEL 96) has agreed to sell its interest to Talon Energy.

Notes To The Financial Statements

For The Year Ended 30 June 2021

19. Property, plant and equipment

	Freehold land US\$'000	Buildings on freehold land US\$'000	Plant and equipment US\$'000	Assets under construction US\$'000	Total US\$'000
Assets at Cost					
Balance at 1 July 2019	7,179	2,715	414,452	1,260,436	1,684,782
Additions	48	-	1,584	60,240	61,872
Impairment	-	-	-	(2,371)	(2,371)
Foreign currency translation	-	-	-	-	-
Balance at 30 June 2020	7,227	2,715	416,037	1,318,305	1,744,284
Balance at 1 July 2020	7,227	2,715	416,037	1,318,305	1,744,284
Additions	19	-	4,079	69,596	73,693
Foreign currency translation	28	20	2914	(48)	2,858
Transfer out on farm out	-	-	(401)	-	(401)
Balance at 30 June 2021	7,218	2,735	422,628	1,387,852	1,820,434
Depreciation					
Balance at 1 July 2019	-	(1,033)	(309,906)	-	(310,939)
Depreciation charge for the year	-	(1)	(32,245)	-	(32,246)
Foreign currency translation	-	-	301	-	301
Balance at 30 June 2020	-	(1,034)	(341,850)	-	(342,884)
Balance at 1 July 2020	-	(1,034)	(341,850)	-	(342,884)
Depreciation charge for the year	-	-	(31,993)	-	(31,993)
Foreign currency translation	-	(19)	(1,637)	-	(1,656)
Balance at 30 June 2021	-	(1,053)	(375,480)	-	(376,533)
Carrying amount					
At 30 June 2020	7,227	1,681	74,187	1,318,305	1,401,400
At 30 June 2021	7,218	1,682	47,149	1,387,853	1,443,902

The Assets under construction comprise of \$584.6 million (June 2020: \$561.3 million) applicable to the Sengkang LNG plant development; \$547.8 million (June 2020: \$515.6 million) applicable to the Philippines Power project; \$203.9 million (June 2020: \$194.0 million) applicable to the Philippines LNG project; and \$51.5 million (June 2020: \$47.7 million) applicable to Gilmore and other projects.

Impairment Testing

The Group considers the relationship between its market capitalisation and its book value, among other factors, when reviewing for indicators of impairment. As at 30 June 2021, the market capitalisation of the Group was below the book value of its equity, indicating a potential impairment of the assets under construction.

All of the operating businesses (Indonesian Oil & Gas and Indonesian Power) remain profitable and are parties to long term contracts.

The recoverable amounts of the assets under construction were determined based on value in use calculations using cash flow projections from financial budgets approved by the directors and extrapolated for the useful lives of the assets. As a result of the analysis, management did not identify an impairment for these CGUs.

Notes To The Financial Statements

For The Year Ended 30 June 2021

Key assumptions used in value in use calculations

The calculation of value in use for projects under construction is most sensitive to the following assumptions:

- LNG, feedstock gas and electricity prices – this has been derived from available supply and demand in the market, signed agreements, expected agreements currently under negotiation and external market pricing reports.
- Demand for LNG and power generation and availability of feedstock gas – based on forecast capacity, market demand and offtake discussions with various parties.
- Discount rates – a post – tax range between 7.5% - 16.5%
- Inflation rates – a long term inflation rate of 1.5% - 5.25% based on an Oxford Economics Report applicable to the particular intended operating jurisdiction.
- Useful lives of the assets – based on design, external reviews by third party engineering firms, and other recently completed similar facilities.
- Commencement of operations – start times assumed to be in the second half of 2021 or 2022.

Right-of-use Assets

	2021 US\$'000	2020 US\$'000
Opening balance	7,244	4,316
Transition impact to AASB 16	-	3,365
Additions	1,440	224
Transfer on farm out	(2,319)	-
Amortisation	(784)	(724)
Foreign currency translation	2	63
Closing balance	5,583	7,244

Lease Liabilities

	2021 US\$'000	2020 US\$'000
Current	2,018	1,900
Non-current	3,394	3,754
Closing balance	5,412	5,654

Movement in lease liabilities:

	2021 US\$'000	2020 US\$'000
Carrying value at the beginning of the year	5,654	3,642
Transition impact to AASB 16	-	3,365
Additions	1,447	224
Interest Expense	427	433
Payments	(1,816)	(2,084)
Foreign currency translation	(301)	74
Carrying value at the end of the year	5,412	5,654

Notes To The Financial Statements

For The Year Ended 30 June 2021

20. Trade and other payables

	2021 US\$'000	2020 US\$'000
Current		
Trade Payables (a) (b)	7,548	8,410
Trade Payables – related parties (b) (c)	1,638	14,614
Other creditors and accruals (b)	34,141	17,017
Other creditors and accruals – related parties (b) (c)	736	737
Outstanding Directors' fees and salaries – related parties	1,755	1,662
	45,818	42,440
Total current trade payables	41,689	25,426
Total current trade payables – related parties	4,129	17,014
Non Current		
Other creditors and accruals	6,225	29,366
Other creditors and accruals – related parties (c)	166,381	129,786

- (a) Trade and other payables are non-interest bearing and are normally settled within 30-day terms. The net of GST payable and GST receivable (or other taxes applicable) is remitted to the taxation authority on a monthly basis.
- (b) Due to the short-term nature of these payables, their carrying value is assumed to approximate their fair value.
- (c) \$2.8 million of trade payables was related to the O&M payment for PT Consolidated Electric Power Asia (2020: \$2.7 million); \$11.5 million was related to the project development in Philippines LNG Project for Slipform Engineering International (H.K.) Ltd (2020: \$8.9 million); \$70.0 million was related to the project development in Philippines Power Project for Slipform Engineering International (H.K.) Ltd (2020: \$55.4 million); \$8.7 million was related to the project development in Australia for Slipform Engineering International (H.K.) Ltd (2020: \$6.8 million) and \$58.2 million was related to project development in Indonesia for PT Slipform Indonesia (2019: \$43.9 million); \$19.4 million (2020: \$14.9 million) was related to interest and arrangement fees accrued for Energy World International (EWI) and \$9.0 million (2020: \$7.7 million) relates to other payables. Under the Deed of Amement signed on 2 June 2021 (note 20(g) & (h)), all payables to EWI and Slipform will be deferred to 30 June 2024.

Notes To The Financial Statements

For The Year Ended 30 June 2021

21. Interest-Bearing Liabilities

		2021	2020
		US\$'000	US\$'000
Current			
PTES US\$200 million with Development Finance Institutions	(b)	5,333	10,719
EEES US\$125 million loan with Standard Chartered Bank and Mizuho Corporate Bank	(c)	40,530	52,660
US\$51 million Revolving Loan Facility Agreement with The Hong Kong and Shanghai Banking Corporation Limited	(d)	50,832	-
LNG Hub Corporate Notes	(e)	17,672	23,718
US\$50 million Subscription Agreement with Augusta Investments I Pte Ltd	(f)	20,565	22,500
Total current		134,932	109,597
Non-current			
PTES US\$200 million with Development Finance Institutions	(b)	-	5,162
US\$51 million Revolving Loan Facility Agreement with The Hong Kong and Shanghai Banking Corporation Limited	(d)	-	50,832
Slipform US\$432 million Term Loan	(g)	430,816	447,460
US\$50 million Subscription Agreement with Augusta Investments I Pte Ltd	(f)	-	20,679
EWI facilities	(h)	59,985	62,571
Total non-current		490,801	586,704
Total interest-bearing liabilities		625,733	696,301

(a) Assets Pledged as Security

The assets and the shares of the entities PT. Energi Sengkang (Indonesian Power) and Energy Equity Epic (Sengkang) Pty. Ltd. (Indonesian Oil & Gas) are pledged as security to the consolidated entities. The form of security is a floating charge over the aforementioned entity assets. There are no specific conditions on value of assets pledged.

(b) Sengkang loan and PTES US\$200 million with Development Finance Institutions

On 15 July 2011, PTES executed documentation relating to a US\$200.0 million term loan facility (the "PTES Facility") in connection with the Sengkang Power Plant and the Sengkang Expansion.

The PTES Facility is subject to semi-annual repayments of principal and payments of interest and will be fully repaid on 22 October 2021. US\$185 million has been advanced under the PTES Facility, of which US\$5.3 million was outstanding as at 30 June 2021, excluding unamortised borrowing costs.

The PTES Facility is secured by substantially of all the assets and shares of PTES. Such secured assets include PTES' interest in the Sengkang Power Plant, PTES' interests pursuant to the Sengkang PPA, PTES' receivables thereunder and PTES' bank accounts.

Notes To The Financial Statements

For The Year Ended 30 June 2021

20. Interest-Bearing Liabilities (continued)

(b) Sengkang loan and PTES US\$200 million with Development Finance Institutions (Continued)

PTES held US\$6.3 million in restricted accounts as security for the facility principal repayment and accrued interest. Refer to Note 10.

(c) US\$125,000,000 Loan Agreement with Standard Chartered Bank and Mizuho Corporate Bank Ltd

On 19 June 2020, EEES finalised negotiations with its existing banking group to convert the existing reserve based financing to a commercial repayment financing structure with a final maturity date of September 2022. The lenders under the EEES Facility are Standard Chartered Bank and Mizuho Corporate Bank, Ltd. and Natixis (Singapore Branch) (who together are the mandated lead arrangers), with Mizuho Corporate Bank, Ltd. as agent and security trustee.

The EEES Facility is secured by substantially all of the assets and shares of EEES. Such secured assets include EEES' interest in the Sengkang PSC, EEES' receivables pursuant to the Gas Supply Agreement, the Gas Sale and Purchase Agreement and the Sengkang PSC and EEES' bank accounts. Further, the Company and Epic Sulawesi Gas Pty Ltd have agreed to subordinate their rights against EEES pursuant to a subordination deed entered into in favour of Mizuho Corporate Bank, Ltd. as security trustee. The amount outstanding under the Loan as at 30 June 2021 is US\$40.5 million.

(d) US\$51,000,000 Revolving Loan Facility Agreement with the Hongkong and Shanghai Banking Corporation Limited

EWC has a US\$51.0 million revolving loan facility from HSBC which was first entered into on 10 October 2008.

The facility's maturity date is 14 June 2022. As at 30 June 2021, the gross amount the Group owed under the HSBC Corporate Revolving Loan Facility was US\$50.8 million, excluding unamortised borrowing costs and EWC held US\$51 million in reserve accounts as security for the facility.

(e) LNG Hub Corporate Note Facility

On 26 May 2016, the Company executed the financing documentation (Omnibus Loan and Security Agreement) for its LNG Hub Terminal in Pagbilao, Philippines, for the amount of PHP1.5 billion (approximately US\$32 million equivalent).

(f) Augusta Investments I Pte Ltd Subscription Agreement

The loan has a final maturity date of 15 October, 2021. 101,122,149 warrants were also transferred to Augusta I which is convertible into the capital of EWC at A\$0.50 each at any time on or before 15 October 2023. As at 30 June 2021, the outstanding amount is US\$20.6 million, and the final repayment date is 15 October 2021.

Notes To The Financial Statements

For The Year Ended 30 June 2021

21. Interest-Bearing Liabilities (continued)

(g) Slipform US\$432,753,688 Term Loan Agreement

A term loan agreement was entered into between Slipform Engineering International (HK) Limited (SEIL), PT Slipform Indonesia (PTSI) and Energy World Corporation Limited (EWC) to convert the accounts payable of US\$432,753,688 related to projects under construction and accrued interest and fees into a seven year term loan. On 2 June 2021, a Deed of Amendment was signed, effective from 1 July 2021, interest rate will be reduced to 6% and a final repayment date of 30 June 2024. As a consequence of the Amendment, an accounting gain of US\$24.2 million was recorded in the company's Income statement for this year.

(h) EWI Facilities

- i. US\$45m Facility
- ii. US\$10m Facility
- iii. US\$5m Facility dated 3 October 2018
- iv. US\$6m Facility
- v. US\$2m Facility
- vi. US\$5m Facility dated 22 May 2020

On 2 June 2021, a Deed of Amendment was signed, effective from 1 July 2021, interest rate of all EWI loans will be reduced to 6% and repayment date extended to 30 June 2024. As a consequence of the amendments, an accounting gain of US\$2.9 million was realized in the company's Income statement for this year.

22. Provisions

	2021	2020
	US\$'000	US\$'000
Current		
Employee benefits (a)	1,803	919
Production bonus (c)	-	350
	1,803	1,269
Non-current		
Employee benefits (a)	3,380	7,395
Restoration/rehabilitation (b)	12,668	9,980
	16,048	17,375

(a) Employee Benefits

	2021	2020
	US\$'000	US\$'000
Current		
Australian employees - Annual leave	45	40
Indonesia National employees – Defined benefit scheme	1,758	879
	1,803	919
Non-current		
Indonesia National employees – Defined benefit scheme	3,380	7,395
	3,380	7,395

Notes To The Financial Statements

For The Year Ended 30 June 2021

22. Provisions (continued)

The Group has a defined benefit pension under which PTES & EEES provide final salary plans for their employees who achieve the retirement age of 58 based on the provisions of the Indonesian Labor Law No.13/2003 dated 25 March 2003. The benefits are unfunded.

The following tables summarise the components of net Indonesian national employee service entitlements expenses of which a component is recognised in the statement of comprehensive income as determined by an independent actuary PT Padma Radya Aktuarial.

	2021 US\$'000	2020 US\$'000
Current service cost	620	693
Interest cost	507	567
Past service costs recognised	(24)	413
Benefits paid	(1,257)	(282)
Accrued liability for Employees Termination	-	-
Exchange differences	(126)	(142)
Actuarial changes arising from changes in assumptions	6	(568)
Net employee service entitlements expenses	(274)	681

The current service cost and interest cost on benefit obligation has been recognised with other expenses in the income statement.

Movements in the provision for Indonesian national employee service entitlements during the years ended 30 June 2021 and 2020 are as follows:

	2021 US\$'000	2020 US\$'000
Balance at beginning of year	8,314	8,328
Add: Provision during the year/(release of unused provision)	984	963
Less: Utilisation during the year	(1,257)	(282)
Less: Funded asset	(2,901)	(794)
Balance at the end of the year	5,139	8,314

Notes To The Financial Statements

For The Year Ended 30 June 2021

22. Provisions (continued)

(b) Employee Benefits (continued)

The principal assumptions used in determining provision for Indonesian national employee service entitlements liabilities as of 30 June 2021 and 30 June 2020 are as follows:

	2021 US\$'000	2020 US\$'000
Discount rate	5.0%	6.8%
Salary increment rate	7.0%	8.3%
Mortality rate	100% TM13	100% TM13
Disability rate	5% TM13	5% TM13
Resignation/turnover rate	1% p.a. until age 35, then decreasing linearly to 0% at age 58	1% p.a. until age 35, then decreasing linearly to 0% at age 58
Retirement		The earlier of 56 years of age or 30 September 2022

TM13 means Table Mortality Indonesia third edition

Notes To The Financial Statements

For The Year Ended 30 June 2021

22. Provisions (continued)

2021 changes in the defined benefit obligation and fair value of plan assets

	<u>Cost of sales for pensions during the year</u>												
	1-Jul-20	Current service cost	Interest cost on benefit obligation	Expected return on plan assets	Past service costs recognised	Subtotal included in other expenses	Benefits paid	Amortisation of unvested Past service Cost	Amortisation of Actuarial Gain	Contributions by employer	Exchange differences	Accrued liability for Employees Termination	Total 30 June 2021
	US\$'000	US\$'000	US\$'000	US\$'000	US\$'000	US\$'000	US\$'000	US\$'000	US\$'000	US\$'000	US\$'000	US\$'000	US\$'000
Defined benefit obligation	(8,314)	329	(353)	-	(24)	(8,363)	(1,000)	-	(6)	3,778	126	-	(3,466)
Fair value of plan assets	-	-	-	-	-	-	-	-	-	-	-	-	-
Total recognised benefit liability	(8,314)	329	(353)	-	(24)	(8,363)	(1,000)	-	(6)	3,778	126	-	(3,466)
Benefit liability	(8,314)	329	(353)	-	(24)	(8,363)	(1,000)	-	(6)	3,778	126	-	(3,466)

2020 changes in the defined benefit obligation and fair value of plan assets

	<u>Cost of sales for pensions during the year</u>												
	1-Jul-19	Current service cost	Interest cost on benefit obligation	Expected return on plan assets	Past service costs recognised	Subtotal included in other expenses	Benefits paid	Amortisation of unvested Past service Cost	Amortisation of Actuarial Gain	Contributions by employer	Exchange differences	Accrued liability for Employees Termination	Total 30 June 2020
	US\$'000	US\$'000	US\$'000	US\$'000	US\$'000	US\$'000	US\$'000	US\$'000	US\$'000	US\$'000	US\$'000	US\$'000	US\$'000
Defined benefit obligation	(8,328)	(693)	(564)	-	(421)	(10,007)	282	-	568	708	134	-	(8,314)
Fair value of plan assets	-	-	-	-	-	-	-	-	-	-	-	-	-
Total recognised benefit liability	(8,328)	(693)	(564)	-	(421)	(10,007)	282	-	568	708	134	-	(8,314)
Benefit liability	(8,328)	(693)	(564)	-	(421)	(10,007)	282	-	568	708	134	-	(8,314)

Notes To The Financial Statements

For The Year Ended 30 June 2021

22. Provisions (continued)

- (c) Restoration/rehabilitation provisions relate to the estimated costs associated with the restoration of sites in Eromanga and Gilmore, Australia and Sengkang, Indonesia, that will be incurred at the conclusion of the petroleum lease/production sharing contract/economic life of the asset.

	2021 US\$'000	2020 US\$'000
Movement in provision for abandonment and restoration:		
Balance at the beginning of the year	9,980	9,559
Revision on estimated abandonment and restoration costs	1,471	209
Unwind discount for the year	402	212
Foreign exchange (gain)/loss	815	-
Balance at end of the year	12,668	9,980

- (d) EWC is required to pay a production bonus to SKKMIGAS of \$2 million within 30 days after cumulative production from the contract area has reached 10 MMBOE and to pay an additional production bonus of \$750,000 for each increment in production of 5 MMBOE.

	2021 US\$'000	2020 US\$'000
Movement in provision for production bonus:		
Balance at the beginning of the year	350	-
Provision made/ (released) during the year	(350)	350
Balance at end of the year	-	350

23. Share Capital and Reserves

	2021 US\$'000	2020 US\$'000
Issued Capital		
Balance at the beginning of the year	492,733	492,733
Entitlement offer (net of transaction cost)	47,705	-
Balance at the end of the year	540,438	492,733

	2021	2020
Number of ordinary shares issued and fully paid		
Balance at the beginning of the year	1,795,631,672	1,795,631,672
Shares issued under the Entitlement offer	812,503,019	-
Balance at the end of the year	2,608,134,691	1,795,631,672

On 21 April 2021, the Company successfully completed a fully underwritten, non-renounceable 1 for 2.21 entitlement offer of fully paid ordinary shares (Offer Shares) (Entitlement Offer) and raised A\$65 million (US\$50 million) at the offer price of A\$0.08 (US\$0.06) per Offer Share. 812,503,019 shares were issued under the Offer.

Holders of ordinary shares are entitled to receive dividends as declared from time to time and are entitled to one vote per share at shareholders meetings. In the event of winding up of the Company, ordinary shareholders rank after all other shareholders and creditors and are fully entitled to any proceeds of liquidation.

Notes To The Financial Statements

For The Year Ended 30 June 2021

23. Share Capital and Reserves (continued)

Other reserves

	2021 US\$'000	2020 US\$'000
Asset revaluation reserve	19,917	19,576
Cash flow hedge reserve	(40)	(167)
Foreign currency translation reserve	(5,783)	(9,939)
Warrant reserve	3,772	3,772
Convertible note reserve	3,462	3,462
Employee Benefit Reserve	81	(65)
	21,408	16,639

Asset Revaluation Reserve

The asset revaluation reserve is used to record increases and decreases in the fair value of property, plant and equipment, land and buildings to the extent that they offset one another.

Cash Flow Hedge Reserve

The hedging reserve comprises the effective portion of the cumulative net change in the fair value of cash flow hedging instruments related to hedged transactions that have not yet occurred.

Nil of expenses were transferred out of equity to assets under construction during the year (2020: Nil of income was transferred out of equity to profit or loss).

Foreign Currency Translation Reserve

The foreign currency translation reserve comprises all foreign exchange differences arising from the translation of the financial statements of the operations where their functional currency is different to the presentation currency of the reporting entity, as well as from the translation of liabilities that hedge the Company's net investment in a foreign subsidiary. Refer to Note 2(ac).

Warrant Reserve

On 14 September 2018 EWC signed Subscription Agreement sheet with Standard Chartered Private Equity (Singapore) Pte Limited (SCPE), and subsequently transferred to Augusta Investment I Pte Ltd, whereby they will reinvest their existing US\$50 million Exchangeable Convertible Note into a new instrument structured as a US\$50 million loan to EWC and the issue of 101,122,429 warrants exercisable at A\$0.50.

Notes To The Financial Statements

For The Year Ended 30 June 2021

23. Share Capital and Reserves (continued)

Convertible Note Reserve

Convertible note reserve represents the equity component of the US\$25 million convertible notes issued in December 2014. It was converted into 61,215,500 shares in 12 December 2017.

Employee Benefit Reserve

The employee benefit reserve represents the actuarial gains and losses that are recognised immediately in the statement of financial position with a corresponding debit or credit to retained earnings through OCI in the period in which they occur. Remeasurements are not reclassified to profit or loss in subsequent periods.

24. Contingent Liabilities

The Group has determined that there are no contingent liabilities of which the management is aware.

25. Future Financial Capital Commitments

Details of the Group's committed capital expenditure during the financial year ended 30 June 2021 are as disclosed. Contracts with related parties are structured in a manner that the contract is subject to the Group having available financing in place to proceed with the projects.

Sengkang LNG Project

As at 30 June 2021, the Group was contracted to spend a remaining amount of US\$8.8 million representing the balance remaining under the construction services contract with Slipform (Indonesia). The project is expected to be fully completed in 2023. (2020: US\$ 8.8 million)

Philippines Power Plant

As at 30 June 2021, the Group was contracted to spend a remaining amount of US\$229.9 million representing the balance remaining under the construction services contract with Slipform (HK) in relation to Phase 1. The project is expected to be fully completed in 2023. (2020: US\$ 233.1 million)

Philippines LNG Hub

As at 30 June 2021, the Group was contracted to spend a remaining amount of US\$0.1 million, representing the balance remaining under the construction services contract with Slipform (HK). The project is expected to be completed by 2023 in line with the Pagbilao power plant project. (2020: US\$ 0.1 million)

Gilmore LNG Project

As at 30 June 2021, the Group was contracted to spend a remaining amount of US\$38.7 million representing the balance remaining under the construction services contract with Slipform (HK). The project is expected to be completed by 2023. (2020: US\$ 38.7 million)

Notes To The Financial Statements

For The Year Ended 30 June 2021

26. Deed of Cross Guarantee

Pursuant to ASIC Corporations Instruments 2016/785, the wholly owned subsidiaries listed below are relieved from the *Corporations Act 2001* requirements for preparation, audit, and lodgement of financial reports, and Directors' report.

It is a condition of the Corporations Instrument that the Company and each of the subsidiaries enter into a Deed of Cross Guarantee. The effect of the Deed is that the Company guarantees to each creditor payment in full of any debt in the event of winding up of any of the subsidiaries under certain provisions of the *Corporations Act 2001*. If a winding up occurs under other provisions of the *Corporations Act 2001*, the Company will only be liable in the event that after six months any creditor has not paid in full. The subsidiaries have also given similar guarantees in the event that the Company is wound up.

The subsidiaries subject to the Deed are:

- Australian Gasfields Limited
- Central Energy Australia Pty Ltd
- Central Energy Power Pty Ltd
- Central Queensland Power Pty Ltd
- Energy Equity West Kimberly Pty Ltd

A consolidated statement of comprehensive income and consolidated statement of financial position, comprising the Company and subsidiaries which are a party to the Deed, after eliminating all transactions between parties to the Deed of Cross Guarantee, at 30 June 2021 is set out below:

Notes To The Financial Statements

For The Year Ended 30 June 2021

26. Deed of Cross Guarantee (continued)

	2021 US\$'000	2020 US\$'000
Statement of comprehensive income		
(Loss) from ordinary activities	13,149	(13,055)
Income tax attributable to ordinary activities	(11)	9
(Loss) from ordinary activities after income tax	(13,160)	(13,046)
Accumulated losses at the beginning of the financial year	(144,897)	(131,057)
Accumulated losses at the end of the financial year	(158,057)	(144,103)
Statement of financial position		
Current assets		
Cash assets	6,650	196
Cash held in reserve accounts	51,492	241
Trade and other receivables	8,270	3,105
Inventories	116	108
Prepayment	365	98
Total current assets	66,893	3,748
Non-current assets		
Cash held in reserve accounts	-	51,000
Trade and other receivables	(50,001)	202,787
Investments	78,254	83,164
Exploration and evaluation expenditure	42,692	67,782
Property, plant and equipment	869,465	791,908
Oil and gas assets	5,300	5,300
Right of use assets	1,732	687
Total non-current assets	947,443	1,202,628
Total assets	1,014,336	1,206,376
Current Liabilities		
Payables	235,005	223,629
Interest bearing liabilities	70,814	22,500
Provisions	45	40
Lease liabilities	176	32
Total current liabilities	306,039	246,201
Non-current liabilities		
Payables	8,368	-
Interest bearing liabilities and borrowings	293,894	594,950
Deferred tax liabilities	212	190
Provisions	5,641	3,214
Lease liabilities	1,652	687
Total non-current liabilities	309,768	599,041
Total liabilities	615,807	845,242
Net assets	398,528	361,134

Notes To The Financial Statements

For The Year Ended 30 June 2021

26. Deed of Cross Guarantee (continued)

Statement of comprehensive income (continued)	2021	2020
	US\$'000	US\$'000
Equity		
Issued capital	538,738	491,032
Other reserves	17,847	14,206
Accumulated losses	(158,057)	(144,104)
Total equity	398,528	361,134

For personal use only

Notes To The Financial Statements

For The Year Ended 30 June 2021

27. Notes to the Statements of Cash Flows

	2021 US\$'000	2020 US\$'000
(a) Reconciliation of the profit from ordinary activities after tax to the net cash flows generated from operations		
Profit from ordinary activities after tax	1,842	12,319
Add/(less) non-cash items		
Depreciation of non-current assets	38,010	38,073
Foreign currency loss / (gain)	(80)	(908)
Impairment loss / (Reversal of Impairment)	30,245	3,211
Gain on loan modification	(27,083)	-
Loss on farm-out	16,997	-
Changes in assets and liabilities during the financial year		
Decrease / (Increase) in receivables	(1,000)	(3,611)
(Increase) / Decrease in prepayments	(405)	(4,535)
Decrease / (Increase) in inventories	32	45
(Decrease) / Increase in payables	(19,055)	3,155
(Decrease) / Increase in income tax	3,459	2,602
(Decrease) / Increase in provisions	794	558
Net cash generated from operating activities	<u>43,576</u>	<u>50,909</u>
(b) Reconciliation of cash		
For the purpose of the statements of cash flows, cash includes cash on hand and at bank and short term deposits at call, net of outstanding bank overdrafts. Cash as at the end of the financial year as shown in the statements of cash flows is reconciled to the related items in the statements of financial position as follows:		
Cash assets	<u>15,441</u>	1,409
Closing cash balance	<u>15,441</u>	1,409

Cash assets include cash at bank and short-term deposits. Cash at banks earn interest at floating rates based on daily bank deposit rates. Short-term deposits are made for varying periods of between one day and one month, depending on the immediate cash requirements of the Group, and earn interest at the respective short-term deposit rates. The fair value of cash assets is US\$15.4 million (2020: US\$1.4 million).

Notes To The Financial Statements

For The Year Ended 30 June 2021

28. Related Party Disclosures

Transactions with Related Parties

There was no new related party contract entered into during the financial year ended 30 June 2021. Please refer to Note 21 for disclosure of related party loans.

(a) Leases of properties

Energy World Corporation Ltd rents a number of properties from related parties for the offices in Sydney, New South Wales and for the site of our proposed LNG Hub terminal and power plant in the Philippines, details of which are set out in the following table:

Premises	Lessor	Lessee	Term	Rental
1. Part of Unit 9A, Seaforth Crescent, Seaforth, Sydney, New South Wales, Australia	Energy World International Limited*	Energy World Corporation Ltd	Extended to 31 December 2021	A\$6,000 per month (excluding GST); Payment made during the period 30 June 2021 US\$53,443 (AU\$72,000) 30 June 2020 US\$47,893 (AU\$72,000)
2. Parcel of land comprising a total area of 282,823 sq.m on Pagbilao Grande Island, Province of Quezon, Luzon, the Philippines	Malory Properties Inc.**	Energy World Corporation Ltd, Energy World Power Operations Philippines Inc. and Energy World Gas Operations Philippines Inc.	25 years commencing 24 May 2017 with an option to extend for a further term of 25 years	20.8 PHP (\$0.4) per square metre per annum with escalation every three years at 3%

* Energy World International Limited, a company incorporated in British Virgin Islands, which is wholly owned by Mr Stewart Elliott, who is the Group's Chairman, Managing Director and Chief Executive Officer, holds a 35% interest in Energy World Corporation Ltd.

** Malory Properties Inc., a company incorporated in the Philippines on 23 March 1993 with limited liability. Mr. Stewart Elliott, who is the Group's Chairman, Managing Director, Chief Executive Officer and one of EWC's Substantial Shareholders has a 40% beneficial interest.

Notes To The Financial Statements

For The Year Ended 30 June 2021

28. Related Party Disclosures (continued)

Transactions with Related Parties (continued)

(b) Commercial Agreements with EWC and Related Parties

EWC has entered into a number of management services agreements with EWI and Slipform Engineering International (H.K.) Ltd, details of which are set out in the following table:

Parties	Date of agreement/ amendment	Scope of services	Fees	Payment made during the year	Amount remaining on contract
EWC and Slipform Engineering International (H.K.) Ltd*	10 October 2011	Slipform Engineering International (H.K.) agrees to provide EWC with engineering assistance, design services and management support for the development of a 56,000 TPA LNG processing plant and related facilities in Gilmore, Queensland Australia.	Fixed fee of US\$5.5 million.	30 June 2021 : Balance payable: Nil Amount paid: Nil 30 June 2020 : Balance payable: Nil Amount paid: Nil	30 June 2021 : US\$279,763 30 June 2020 : US\$279,763

* Slipform Engineering International (H.K.) Ltd, a company incorporated in Hong Kong with limited liability, in which Mr. Stewart Elliott, who is EWC's Chairman, Managing Director and Chief Executive Officer and Mr. Graham Elliott, who is an Executive Director, have a 90% and 10% beneficial interest respectively.

Notes To The Financial Statements

For The Year Ended 30 June 2021

28. Related Party Disclosures (continued)

Transactions with Related Parties (continued)

(b) Commercial Agreements with EWC and Connected Persons (continued)

EWC has entered into an operation and maintenance contract with PT Consolidated Electric Power Asia, details of which are set out in the following table:

Parties	Date of agreement / amendment	Scope of services	Amounts incurred for the year	Payments made during the year	Amount payable on contract
PTES and PT Consolidated Electric Power Asia *	12 March 2012 30 May 2012 (amendment) 30 May 2012 (addendum)	PT Consolidated Electric Power Asia agrees to be responsible for operation and maintenance services in relation to the Sengkang Power Plant. The initial scope covers the original 135MW units. The O&M will be extended to cover the additional 180MW units upon commercial operation of the 60MW steam turbine.	30 June 2021 : US\$16.70m 30 June 2020: US\$16.31m	30 June 2021 : US\$16.28m 30 June 2020 : US\$16.24m	30 June 2021 : US\$2.82m 30 June 2020: US\$3.53m
PTES and PT Consolidated Electric Power Asia	5 February 2018	PT Consolidated Electric Power Asia agrees to be responsible for Admin Building 2 nd Floor Outstanding Works Project.	30 June 2021 : Nil 30 June 2020 : US\$118,646	30 June 2020 : Nil 30 June 2020 : US\$118,646	30 June 2021 : Nil 30 June 2020 : Nil

* PT Consolidated Electric Power Asia, a company incorporated in Indonesia, is 95% owned by Mr. Stewart Elliott, EWC's Chairman, Managing Director and Chief Executive Officer.

Notes To The Financial Statements

For The Year Ended 30 June 2021

28. Related Party Disclosures (continued)

Transactions with Related Parties (continued)

(b) Commercial Agreements with EWC and Connected Persons (continued)

EWC has entered into a construction services contract with Slipform (Indonesia) and engineering, procurement and construction contracts with Slipform (H.K.), details of which are set out in the following table. These contracts allow for flexibility in payment obligations, through the Company's control over project timetable and progress and thus do not constitute irrevocable payment obligations to the Company and allows the Company to manage its funding on these projects accordingly.

Parties	Date of agreement / amendment	Scope of services	Contract value (\$US millions)	Accumulated invoices received from related parties (\$US millions)	Accumulated invoices received from third parties (\$US millions)	Total invoices received (\$US millions)	Amount remaining on contract (\$US millions)	Related party payable (\$US millions)
EWC and Slipform Engineering International (H.K.) Ltd	12 March 2012 18 June 2012 (amendment)	Slipform Engineering International (H.K.) Ltd agrees to undertake the engineering, procurement and construction of the Gilmore LNG Project.	\$70.0 subject to adjustment and deduction for equipment and consultant services incurred directly by the Company.	30 June 2021: \$21.1 30 June 2020: \$21.1	30 June 2021: \$10.2 30 June 2020: \$10.2	30 June 2021: \$31.3 30 June 2020: \$31.3	30 June 2021: \$38.7 30 June 2020: \$38.7	30 June 2021: \$20.5 30 June 2020: \$20.5
EWC and Slipform Engineering International (H.K.) Ltd	12 March 2012 18 June 2012 (amendment)	Slipform Engineering International (H.K.) Ltd agrees to undertake the engineering, procurement and construction of the Philippines LNG Hub.	\$130.0 subject to adjustment and deduction for equipment and consultant services incurred directly by the Company.	30 June 2021: \$111.6 30 June 2020: \$111.6	30 June 2021: \$18.3 30 June 2020: \$18.3	30 June 2021: \$129.9 30 June 2020: \$129.9	30 June 2021: \$0.1 30 June 2020: \$0.1	30 June 2021: \$21.8 30 June 2020: \$21.8

Notes To The Financial Statements

For The Year Ended 30 June 2021

28. Related Party Disclosures (continued)

Transactions with Related Parties (continued)

(b) Commercial Agreements with EWC and Connected Persons (continued)

Parties	Date of agreement / amendment	Scope of services	Contract value (\$US millions)	Accumulated invoices received from related parties (\$US millions)	Accumulated invoices received from third parties (\$US millions)	Total invoices received (\$US millions)	Amount remaining on contract (\$US millions)	Related party payable (\$US millions)
PT South Sulawesi LNG and PT Slipform Indonesia and its related entities	18 March 2009 12 March 2012 (novation and variation) 18 June 2012 (amendment)	PT Slipform Indonesia agrees to undertake the engineering, procurement and construction of the Sengkang LNG Project. The contract was originally with Slipform Engineering International (H.K.) Ltd, and was novated to PT Slipform Indonesia on 12 March 2012.	\$352.0 subject to adjustment and deduction for equipment and consultant services incurred directly by the Company	30 June 2021: \$148.0 30 June 2020: \$148.0	30 June 2021: \$195.2 30 June 2020: \$195.2	30 June 2021: \$343.2 30 June 2020: \$343.2	30 June 2021: \$8.8 30 June 2020: \$8.8	30 June 2021: \$137.6 30 June 2020: \$137.6
EWC and Slipform Engineering International (H.K.) Ltd	3 March 2014	Slipform Engineering International (H.K.) Ltd agrees to undertake the engineering, procurement and construction of the Philippines Power Plant.	\$588.0 subject to adjustment and deduction for equipment and consultant services incurred directly by the Company	30 June 2021: \$227.2 30 June 2020: \$226.6	30 June 2021: \$130.9 30 June 2020: \$128.3	30 June 2021: \$358.1 30 June 2020: \$354.9	30 June 2021: \$229.9 30 June 2020: \$233.1	30 June 2021: \$173.1 30 June 2020: \$173.3

* PT Slipform Indonesia is a 95% owned subsidiary of Slipform Engineering International (H.K.) Ltd. The contracts are structured in a manner that the contract is subject to the Company having available financing in place to proceed with the projects.

Notes To The Financial Statements

For The Year Ended 30 June 2021

28. Related Party Disclosures (continued)

Transactions with Related Parties (continued)

(c) Co-operation and Non-Competition Arrangements:

Arrangements with Slipform Engineering International (H.K.) Ltd

EWC has confirmed Slipform Engineering International (H.K.) Ltd's continued support for the Group's projects by entering into a binding strategic alliance agreement (the "**Slipform Co-operation Agreement**") with Slipform Engineering International (H.K.) Ltd on the basis described below.

Background

EWC and Slipform Engineering International (H.K.) Ltd have worked together for many years and Slipform Engineering International (H.K.) Ltd has historically provided engineering, design, development, construction and project management services (together, the "**Services**") to EWC in relation to:

- power plant developments;
- development of LNG facilities, including: up-stream, modular LNG liquefaction, storage and export facilities; and mid- and down-stream, modular LNG, regasification and storage facilities; and
- related infrastructure and facilities in the Asia Pacific region as well as carrying on business on its own behalf.

Co-operation Arrangements

Going forward, Slipform Engineering International (H.K.) Ltd will continue to operate as a separate entity but has undertaken in accordance with the Slipform Co-operation Agreement that, in relation to the power plant and LNG projects in the Asia Pacific region, it will provide the Services to the Group on terms and conditions to be agreed between Slipform Engineering International (H.K.) Ltd and the Group and reflecting the principles set out below.

The Slipform Co-operation Agreement acknowledges that EWC is entirely free to source Services from independent third parties.

Any contract between EWC and Slipform Engineering International (H.K.) Ltd or its affiliates from time to time for some or all of the Services (a "**Slipform Contract**") shall be negotiated in good faith.

EWC will seek approval from the Board Committee, comprising Independent Non-Executive Directors who do not have a material interest in the matter, as to whether to enter into any Slipform Contract and the terms and conditions thereof.

Non-competition Arrangements

Slipform Engineering International (H.K.) Ltd has agreed (on behalf of itself and its affiliates) to non-competition arrangements in favour of EWC, under which it undertakes not to carry on, participate in or be interested in, a business or company that competes with the Group's business in the Asia Pacific region. The non-competition undertakings do not apply to prevent Slipform Engineering International (H.K.) Ltd or its affiliates from providing Services to third parties in the ordinary course of its business.

Notes To The Financial Statements

For The Year Ended 30 June 2021

28. Related Party Disclosures (continued)

Transactions with Related Parties (continued)

(c) Co-operation and Non-Competition Arrangements (continued):

No fees are paid to Slipform Engineering International (H.K.) Ltd for entering into the arrangements.

Arrangements with PT Consolidated Electric Power Asia

EWC has confirmed PT Consolidated Electric Asia's continued support for the Group's projects by entering into a binding strategic alliance agreement (the "**CEPA Co-operation Agreement**") with PT Consolidated Electric Power Asia on the basis described below.

Background

EWC has engaged PT Consolidated Electric Power Asia to provide operation and maintenance services (together, the "**Services**") to the Group in relation to the Sengkang Expansion and propose to engage PT Consolidated Electric Power Asia to provide operation and maintenance services to the Group in relation to the Sengkang LNG Project. PT Consolidated Electric Power Asia also carries on business on its own behalf.

Co-operation Arrangements

Going forward, PT Consolidated Electric Power Asia will continue to operate as a separate entity but has undertaken in accordance with the CEPA Co-operation Agreement that, in relation to the power plant and LNG projects in the Asia Pacific region, it will provide the Services to the Group on terms and conditions to be agreed between PT Consolidated Electric Power Asia and the Group as well as reflecting the principles set out below.

The CEPA Co-operation Agreement acknowledges that EWC is entirely free to source Services from independent third parties.

Any contract between the Group and PT Consolidated Electric Power Asia or its affiliates from time to time for some or all of the Services (a "**CEPA Contract**") shall be negotiated in good faith.

EWC will seek approval from the Board Committee, comprising independent non-executive Directors who do not have a material interest in the matter, as to whether to enter into any CEPA Contract and the terms and conditions thereof.

Non-competition Arrangements

PT Consolidated Electric Power Asia has also agreed (on behalf of itself and its affiliates) to non-competition arrangements in favour of EWC, under which it undertakes not to carry on, participate in or be interested in, a business or company that competes with the Group's business in the Asia Pacific region. The non-compete undertakings do not apply to prevent PT Consolidated Electric Power Asia from providing Services to third parties in the ordinary course of its business.

No fees are paid to PT Consolidated Electric Power Asia for entering into the arrangements.

Notes To The Financial Statements

For The Year Ended 30 June 2021

28. Related Party Disclosures (continued)

Transactions with Related Parties (continued)

(c) Co-operation and Non-Competition Arrangements (continued):

Arrangements with EWI and Mr. Stewart Elliott

EWC have entered into a binding co-operation and non-competition agreement (the “**Framework Agreement**”) with EWI and Mr. Stewart Elliott (each, together with its or his respective associates, a “**Covenantor**”).

The Framework Agreement governs the conduct of the activities in the Asia Pacific region between each Covenantor and us in relation to:

- developing, constructing, owning or operating gas-fired power plants;
- developing, constructing, owning or operating LNG facilities, including: up-stream, modular LNG liquefaction, storage and export facilities; and mid- and down-stream, modular LNG import, regasification and storage facilities; and
- the production, trading or sale of power, natural gas and LNG, (together, the “**Relevant Sector**”).

Background

EWI has historically provided finance and executive management support to the Group and has acted as a developer of early stage opportunities in the energy and infrastructure sector. EWI also owns assets, develops projects and carries on business on its own behalf.

Co-operation Arrangements

Going forward, each Covenantor undertakes that the Covenantors will operate in accordance with the Framework Agreement and that EWC will be the primary company for the development and implementation of projects, investments and opportunities in the Relevant Sector in the Asia Pacific region and that:

- each of the Covenantors will continue to develop, at any early stage, projects, investments and opportunities in the Relevant Sector in the Asia Pacific region (“**New Opportunities**”) and EWC will have a first right to adopt, develop further and implement those New Opportunities; and
- neither of the Covenantors will compete with the Group in the Asia Pacific region.

New Opportunities

The Framework Agreement covers New Opportunities within the Relevant Sector in the Asia Pacific region. Each Covenantor undertakes to notify the Group on a periodic basis of New Opportunities that a Covenantor identifies or that are offered to it and provide a first right to adopt, develop further and implement the New Opportunity, exercisable within 10 business days from receipt of the notification.

In addition, each Covenantor undertakes to refer such New Opportunity to the Group once a certain milestone (based on achieving certain capital expenditure thresholds, based on the status of development or progress of legal commitments or relationships) is achieved with regard to the development of that New Opportunity.

Notes To The Financial Statements

For The Year Ended 30 June 2021

28. Related Party Disclosures (continued)

Transactions with Related Parties (continued)

(c) Co-operation and Non-Competition Arrangements (continued):

EWC will disclose in the annual report any decision in relation to a New Opportunity made by the independent non-executive Directors.

The Framework Agreement acknowledges that EWC may continue to source, either ourselves or via independent third parties, other projects, investments and opportunities within the Relevant Sector.

Non-competition Arrangements

Each of the Covenantors has entered into non-competition arrangements in favour of the Group, under which each Covenantor undertakes: directly or indirectly and on its own account, in conjunction with, on behalf of, or through, any person, business or company not to carry on, participate or be interested, engaged or otherwise involved in or to acquire or hold any legal, beneficial or economic interest in any person, business or company that competes, or is reasonably expected to compete, with business in Asia Pacific.

No fees are paid to EWI and Mr. Stewart Elliott for entering into the arrangements.

The Key Management Personnel compensations paid are noted in the following table:

	2021 US\$'000	2020 US\$'000
Short term benefits	823	915
Directors' fees	209	209
Post employment benefits	8	2
Long term benefits	-	-
Share based benefits	-	-
Termination benefits	-	-
	1,040	1,126

Amounts outstanding to related parties:

The amounts owed and outstanding by the Group and to the Group to related parties at 30 June are as follows:

	2021 US\$'000	2020 US\$'000
Slipform Engineering International (H.K.) Ltd. *	(355,649)	(336,475)
PT Consolidated Electric Power Asia	(3,680)	(3,530)
PT Slipform Indonesia *	(223,832)	(211,179)
Energy World International Ltd	(79,647)	(77,996)
Directors Fee and Salaries	(1,755)	(1,662)
Total	(664,563)	(630,842)

* On 30 June 2018, a term loan agreement was entered into between Slipform Engineering International (HK) Limited (SEIL), PT Slipform Indonesia (PTSI) and Energy World Corporation Limited (EWC) to convert the accounts payable of US\$432,512,225 related to projects under construction and accrued interest and fees into a seven year term loan. (Note 21).

On 2 June 2021, Deed of Amentments were signed for the loans between SEIL, PTSI and EWI to reduce interest rate to 6% and final repayment date to 30 June 2024. Refer to Note 21 (g), (h).

Notes To The Financial Statements

For The Year Ended 30 June 2021

29. Economic Dependency

A large portion of the revenue of the consolidated entity and the revenue received by subsidiaries is from long term power purchase contracts with state government owned electricity corporations in Australia and Indonesia.

30. Financial Instruments

Financial assets

	2021 US\$'000	2020 US\$'000
Financial assets at fair value through profit and loss		
Interest rate swap	-	-
Total financial assets at fair value through profit and loss	-	-
Total current	-	-
Total non-current	-	-

Financial liabilities

	2021 US\$'000	2020 US\$'000
Financial liabilities at fair value through profit and loss		
Interest rate swap	(143)	(135)
Total financial liabilities at fair value through profit and loss	-	-
Total current	(143)	(135)
Total non-current	-	-

Notes To The Financial Statements

For The Year Ended 30 June 2021

30. Financial Instruments (continued)

(a) Financial Risk Management

The consolidated entity's principal financial instruments, other than derivatives, comprise cash, cash held in reserved accounts, receivables, payables and secured bank loans. The main purpose of these financial instruments is to raise finance for its operations. The consolidated entity has financial instruments such as trade debtors and trade creditors, which arise directly from operations.

The consolidated entity manages its exposure to key financial risks, including interest rate, foreign currency credit and liquidity risks in accordance with the consolidated entity's Treasury Management policy. The objective of the policy is to support the delivery of the consolidated entity's financial targets whilst protecting future financial security.

(b) Capital Risk Management

The consolidated entity manages its capital to ensure it will be able to continue as a going concern, while maximising the return to stakeholders through the optimisation of the debt and equity balance. The Board reviews and agrees policies for managing the capital structure when considering each major project investment.

The consolidated entity monitors capital on the basis of the gearing ratio. This ratio is calculated as net debt divided by total shareholders' equity. Net debt is calculated as total interest-bearing financial liabilities less cash and restricted cash. Total shareholders' equity is calculated as equity as shown in the statement of financial position.

(c) Foreign Currency Risk

Management regularly monitors the position of the consolidated entity and has not entered into any foreign exchange contracts as at 30 June 2021. The Company manages the risk by matching receipts and payments in the same currency.

Most of the revenue is denominated in US dollars and most of the loans extended to the consolidated entities are denominated in US dollars. The functional currency of all entities is the US Dollar with the exception of certain Australian subsidiaries which are denominated in Australian Dollar and a Hong Kong subsidiary denominated in Hong Kong Dollars.

The Group has assessed the sensitivity of movements in foreign currencies on post tax profit and equity to be not significant.

(d) Credit Risk

The consolidated entity's maximum exposure to credit risk to each class of recognised financial asset is the carrying amount, net of any provisions for doubtful debts, of those assets as indicated in the statement of financial position.

In relation to unrecognised financial assets, credit risk arises from the potential failure of counter parties to meet their obligations under the contract or arrangement. Credit risk on off-balance sheet derivative contracts is minimised, as counterparties are recognised financial intermediaries with acceptable credit ratings determined by a recognised rating agency.

Notes To The Financial Statements

For The Year Ended 30 June 2021

30. Financial Instruments (continued)

(d) Credit Risk (continued)

The majority of production from the operations of the consolidated entity is sold to government entities in Australia and Indonesia under long term Take or Pay contracts with the respective government utility.

Exposure to power utilities in Indonesia through the consolidated entity in the Sengkang Gas and Power Project is included in the consolidated entity's investment in associated entities.

The consolidated entity is dependent on three major suppliers. The provision of feedstock gas is sourced from PT. Pertamina (Persero) in Indonesia. The operation and maintenance contract for the PTES Sengkang power plant is with PT CEPA Sulawesi (previously PT Alstom Power Energy Systems, Indonesia).

(e) Inflation and Deflation

The consolidated entity sells products (principally gas and power) pursuant to long-term agreements containing terms that permit only small variations in prices. If the economies in which EWC operates, particularly Indonesia, were to suffer significant inflation or deflation, the pricing mechanisms in these contracts would not fully reflect these changed circumstances. During the period of this annual report, the Group was not materially affected by inflation or deflation.

(f) Interest Rate Risk

The consolidated entity's exposure to market risk for changes in interest rates relates primarily to its cash, cash held in reserve accounts and debt obligations. Management reviews its position in respect of any change in interest rate.

The Group's subsidiaries PTES and EEES entered into interest rate swap contracts to hedge their debt obligations.

The PTES interest rate swap was restructured on 15 July 2011 when PTES entered into an interest rate swap contract (ISDA Agreement) with Standard Chartered Bank Limited, London Branch, at a fixed rate of 3.06% p.a. and a new interest rate swap contract (ISDA Agreement) with Mizuho Corporate Bank and Natixis Bank at a fixed rate of 2.2375%. This interest rate swap was in respect of the \$100.59 million initially drawn under the PTES Facility. On 10 December 2012, PTES entered into a further interest rate swap in respect of the US\$59.3M subsequently drawn down under the PTES Facility. This interest rate swap was with Standard Chartered Bank Limited, London Branch, at a fixed rate of 1.60% p.a. and with Mizuho Corporate Bank at a fixed rate of 1.065% p.a. Interest payment dates are October and April each calendar year with the final instalment to be paid on 22 October 2021 to Standard Chartered Bank Limited and 22 April 2018 to Mizuho Corporate Bank. These swaps are designated to hedge the debt obligations.

On 11 April 2014 EEES entered into an interest rate swap contract (ISDA Agreement) with Standard Chartered Bank Limited - London Branch and Mizuho Corporate Bank at a fixed rate of 2.485% and Natixis - Singapore Branch at a fixed rate of 2.065%. Interest payment dates are December and June each calendar year with the first instalment due on 30 June 2014 and the final instalment due on 31 December 2020. These swaps are designated to hedge the debt obligations.

Notes To The Financial Statements

For The Year Ended 30 June 2021

30. Financial Instruments (continued)

(f) Interest Rate Risk (continued)

Cash flow hedges

Interest rate swap contracts measured at fair value through profit or loss are designated as hedging instruments of interest on debt obligations.

Interest rate swap contracts	2021		2020	
	Assets US\$'000	Liabilities US\$'000	Assets US\$'000	Liabilities US\$'000
Fair value	-	(143)	-	(135)

The terms of the interest rate swap contracts match the terms of the expected debt obligation repayment transactions. As a result, no material hedge ineffectiveness arises requiring recognition through profit or loss. The difference between fixed and variable rate interest amounts is calculated by reference to an agreed-upon notional principal amount. At 30 June 2021, the notional principal amount of these swaps was \$3,973,100 at a fixed rate of interest (2020: \$11,919,300)

At the end of 30 June 2021, the cash flow hedges of the expected debt obligation repayments were assessed to be effective and a net unrealised loss of \$143,000, with a deferred tax asset of \$35,750 relating to the hedging instruments, is included in OCI.

Financial Instruments

The following table sets out the carrying amount of the financial instruments exposed to United States Dollar and Australian Dollar variable interest rate risk.

Table A

	2021 Effective interest rate	2020 Effective interest rate	2021 US\$'000	2020 US\$'000
Financial assets				
Cash and cash equivalents	0.27%	(0.81%)	15,441	1,409
Cash held in reserve accounts	0.01%	0.33%	66,044	82,714
			81,485	84,123
Financial liabilities				
Interest-bearing loans and borrowings	2.62%	2.62%	50,832	50,832
			50,832	50,832
Net exposure			30,653	33,291

Notes To The Financial Statements

For The Year Ended 30 June 2021

30. Financial Instruments (continued)

(f) Interest Rate Risk (continued)

At 30 June 2021, if interest rates had moved, as illustrated in the table below, with all other variables held constant, the consolidated entity's post-tax profit and equity would have been affected as follows. EWC has elected to use these interest rate variations as the basis of the sensitivity analysis due to the fact that the Group currently operate in a US dollar low interest rate environment.

Table B

	Post Tax Profit Higher/(Lower)		Equity Higher/(Lower)	
	2021	2020	2021	2020
	US\$'000	US\$'000	US\$'000	US\$'000
Consolidated				
+1% (100 basis points)	307	333	(2)	(3)
-0.5% (50 basis points)	(153)	(166)	1	1

(g) Liquidity Risk

The aim of liquidity risk management is to ensure that the consolidated entity has sufficient funds available to meet its obligations both on a day to day basis and in the longer term. That is, its aim is to ensure that new funding and refinancing can be obtained when required and without undue concentration at times when financial markets might be strained. Provided that these aims are met, the policy also aims to minimise net interest expense.

The tables below details the maturity profile of the financial assets and liabilities. Trade payables and other financial liabilities mainly originate from the financing of assets used in ongoing operations such as property, plant and equipment and investments in working capital e.g. trade receivables. These assets are considered in the consolidated entity's overall liquidity risk. Management closely monitors the timing of expected settlement of financial assets and liabilities.

30 June 2021

	Contractual Maturity					Total US\$'000
	< 6 months US\$'000	6-12 months		2-5 years US\$'000	> 5 years US\$'000	
		US\$'000	US\$'000			
Financial liabilities						
Trade and other payables	38,545	-	162,441	-	-	200,986
Interest-bearing loans and borrowings	121,523	4,624	8,785	490,801	-	625,733
	160,068	4,624	171,226	490,801	-	826,719

* Interest bearing loans of the consolidated group currently bear an interest rate ranging from 0.57% to 15.0% p.a. in 2021.

Notes To The Financial Statements

For The Year Ended 30 June 2021

30. Financial Instruments (continued)

(h) Commodity Price Risk

Due to the pricing mechanism in the Group's long-term Gas Supply Agreement, under which the Group sells gas to Pertamina in Indonesia, the exposure to fluctuations in the price of gas is not material to the Group's gas operations. Due to EWC's long-term gas supply arrangements with Pertamina in Indonesia, under which EWC receive gas for the power plants, EWC's exposure to fluctuations in the price of gas is also not material to the Group's power operations. Furthermore, because EWC is integrated to the extent that the Group's sales and supply arrangements are matched with each other in terms of duration and price stability, EWC does not run a material risk in power operations that the Group will be locked into what has become a low price for the sale of power while the Group's cost of gas increases or that EWC will be locked into what has become a high price for the purchase of gas while the price EWC is paid for power declines.

31. Subsequent Events

There are no significant events occurring after the balance sheet date which may affect the Company's operations or results of these operations or the Company's state of affairs.

Directors' Declaration

For the Year Ended 30 June 2021

In accordance with a resolution of the directors of Energy World Corporation Ltd, I state that:

In the opinion of the directors:

- (a) the financial statements and notes of the consolidated entity are in accordance with the *Corporations Act 2001*, including:
- (i) giving a true and fair view of the consolidated entity's financial position as at 30 June 2020 and of its performance for the year ended on that date; and
 - (ii) complying with Australian Accounting Standards (including the Australian Accounting Interpretations) and the Corporations Regulations Act 2001;
- (b) the financial statements and notes also comply with International Financial Reporting Standards as disclosed in Note 2 (d); and
- (c) there are reasonable grounds to believe that the consolidated entity will be able to pay its debts as and when they become due and payable.
- (d) this declaration has been made after receiving the declarations required to be made to the Directors in accordance with section 295A of the Corporations Act 2001 for the financial year ended 30 June 2021.
- (e) as at the date of this declaration, there are reasonable grounds to believe that the members of the Closed Group identified in note 25 will be able to meet any obligations or liabilities to which they are or may become subject, by virtue of the Deed of Cross Guarantee.

On behalf of the Board



Stewart William George Elliott

Chairman/ Managing Director

Dated 1 October 2021



Building a better
working world

Ernst & Young
200 George Street
Sydney NSW 2000 Australia
GPO Box 2646 Sydney NSW 2001

Tel: +61 2 9248 5555
Fax: +61 2 9248 5959
ey.com/au

Independent Auditor's Report to the Members of Energy World Corporation Ltd

Report on the Audit of the Financial Report

Qualified Opinion

We have audited the financial report of Energy World Corporation Ltd (the Company) and its subsidiaries (collectively the Group), which comprises the consolidated statement of financial position as at 30 June 2021, the consolidated statement of comprehensive income, consolidated statement of changes in equity and consolidated statement of cash flows for the year then ended, notes to the financial statements, including a summary of significant accounting policies, and the directors declaration.

In our opinion, except for the possible effects of the matters described in the Basis for Qualified Opinion section of our report, the accompanying financial report of the Group is in accordance with the *Corporations Act 2001*, including:

- a) giving a true and fair view of the consolidated financial position of the Group as at 30 June 2021 and of its consolidated financial performance for the year ended on that date; and
- b) complying with Australian Accounting Standards and the *Corporations Regulations 2001*.

Basis for Qualified Opinion

Note 18 of the financial report refers to the Group's exploration and evaluation assets at 30 June 2021 carried at US\$59.6 million. The Directors have performed assessments to determine the recoverable amounts of the exploration and evaluation assets and used the assessments to support the carrying amount of these assets in the consolidated statement of financial position as at 30 June 2021. We were unable to obtain sufficient appropriate audit evidence to support certain assumptions used by the Directors in their impairment assessments at 30 June 2021 because we have not been able to obtain reliable external evidence that would enable us to form a view regarding the appropriateness of the assumptions used in respect of developing and subsequently operating these assets for the purposes of the value in use impairment tests that were performed. Consequently, we were unable to determine whether any adjustments to the amounts recorded in exploration and evaluation assets are necessary.

Note 19 of the financial report refers to the Group's assets under construction at 30 June 2021 carried at US\$1,388 million. The Directors have performed assessments to determine the recoverable amounts of each of its assets under construction and used the assessments to support the carrying amount of these assets in the statement of financial position as at 30 June 2021. We were unable to obtain sufficient appropriate audit evidence to support certain assumptions used by the Directors in their impairment assessments at 30 June 2021 because we have not been able to obtain reliable external evidence that would enable us to form a view regarding the appropriateness of the assumptions used in respect of completing the construction of and subsequently operating each of these assets for the purposes of the respective value in use impairment tests that were performed. Consequently, we were unable to determine whether any adjustments to the amounts recorded in assets under construction are necessary.



**Building a better
working world**

We conducted our audit in accordance with Australian Auditing Standards. Our responsibilities under those standards are further described in the *Auditor's Responsibilities for the Audit of the Financial Report* section of our report. We are independent of the Group in accordance with the auditor independence requirements of the *Corporations Act 2001* and the ethical requirements of the Accounting Professional and Ethical Standards Board's *APES 110 Code of Ethics for Professional Accountants (including Independence Standards)* (the Code) that are relevant to our audit of the financial report in Australia. We have also fulfilled our other ethical responsibilities in accordance with the Code.

We believe that the audit evidence we have obtained is sufficient and appropriate to provide a basis for our qualified opinion.

Material Uncertainty Related to Going Concern

Without further qualifying our opinion, we draw attention to Note 2(b) of the financial report which describes the principal conditions that raise doubt about the Group's ability to continue as a going concern. These conditions indicate the existence of a material uncertainty that may cast significant doubt about the consolidated entity's ability to continue as a going concern and therefore, the consolidated entity may be unable to realise its assets, complete its assets under construction, develop its exploration and evaluation assets and discharge its liabilities in the normal course of business and at the amounts stated in the financial report. The financial report does not include any adjustments relating to recoverability and classification of recorded assets amounts nor to the amounts and classification of liabilities that might be necessary should the consolidated entity not continue as a going concern.

Key Audit Matters

Key audit matters are those matters that, in our professional judgment, were of most significance in our audit of the financial report of the current year. These matters were addressed in the context of our audit of the financial report as a whole, and in forming our opinion thereon, but we do not provide a separate opinion on these matters. For each matter below, our description of how our audit addressed the matter is provided in that context. In addition to the matters described in the Basis for Qualified Opinion and Material Uncertainty Related to Going Concern sections, we have determined the matters described below to be the key audit matters to be communicated in our report.

We have fulfilled the responsibilities described in the *Auditor's Responsibilities for the Audit of the Financial Report* section of our report, including in relation to these matters. Accordingly, our audit included the performance of procedures designed to respond to our assessment of the risks of material misstatement of the financial report. The results of our audit procedures, including the procedures performed to address the matters below, provide the basis for our audit opinion on the accompanying financial report.



Building a better
working world

Related Party Transactions

Refer to Note 28 'Related party transactions'

Why significant

The Group has entered into a significant number of related party transactions and relies on related party service providers to continue operating its business, complete its assets under construction and to provide funding. The related parties are controlled by the Chairman, Managing Director, and Chief Executive Officer of the Group.

As a result of the significant number and impact of related party transactions to the financial statements, the recognition, measurement and disclosure of related party transactions was considered to be a Key Audit Matter.

How our audit addressed the key audit matter

Our audit procedures included the following:

- ▶ Evaluated the Group's process for identifying, measuring and disclosing related party transactions.
- ▶ Read minutes of Committee and Board meetings held to identify any undisclosed related party transactions, if any.
- ▶ Obtained listings of purchases which occurred during the financial year and identified those that were made to directors and director related entities and agreed these to supporting documentation. We also obtained signed confirmations from each Director disclosing director related entities and payments made or payable to assess whether the related party transactions recorded and disclosed were complete.
- ▶ Considered the completeness of the financial report disclosures regarding each related party agreement, transaction and/or balance outstanding.

For personal use only



Building a better
working world

Sale of 49% Participating Interest in Sengkang Production Sharing Contract

Refer to Note 5(c)

Why significant

On 29 November 2018, the Group entered into a Sale and Purchase Agreement (“SPA”) for the transfer of a 49% participating interest in the Sengkang Contract Area under a production sharing contract (“PSC”).

Although the SPA was entered into in 2018, there were certain conditions precedent to completion and the remaining conditions were completed in March 2021. As the total consideration was less than the carrying value of the participating interest disposed, the transaction resulted in the recognition of a \$17.0m loss in the year ending 30 June 2021.

The transaction is subject to taxation in Indonesia. The Group has recorded a provision based on its interpretation of which elements of the taxation legislation will apply and its best estimate of the quantum of consideration the taxation authorities will deem as having been received under the SPA.

As a result of the significance of the transaction to the financial statements and the judgements and estimation involved in respect of measuring the loss recognised and the tax obligations on completion of the disposal, the sale of a 49% participating interest in the Sengkang PSC was considered to be a Key Audit Matter.

How our audit addressed the key audit matter

Our audit procedures included the following:

- ▶ Read the SPA and confirmed the conditions precedent to completion were satisfied in March 2021.
- ▶ Assessed management’s estimate of the consideration due against the terms of the SPA, evaluated the determination of the carrying amounts of assets and liabilities subject to partial de-recognition and recalculated the resultant loss.
- ▶ With assistance from taxation specialists in Indonesia, assessed the applicability of relevant elements of taxation legislation and management’s estimate of the quantum of consideration that satisfies the tax obligations.
- ▶ Considered the completeness of the financial report disclosures, including those with respect to the related judgements and estimates.

For personal use only



**Building a better
working world**

Information Other than the Financial Report and Auditor's Report Thereon

The directors are responsible for the other information. The other information comprises the information included in the Company's 2021 Annual Report, but does not include the financial report and our auditor's report thereon.

Our opinion on the financial report does not cover the other information and accordingly we do not express any form of assurance conclusion thereon, with the exception of the Remuneration Report and our related assurance opinion.

In connection with our audit of the financial report, our responsibility is to read the other information and, in doing so, consider whether the other information is materially inconsistent with the financial report or our knowledge obtained in the audit or otherwise appears to be materially misstated.

If, based on the work we have performed, we conclude that there is a material misstatement of this other information, we are required to report that fact. As described in the Basis for Qualified Opinion section above, we were unable to obtain sufficient appropriate evidence about the carrying amounts of the Company's exploration and evaluation assets and assets under construction as at 30 June 2021. Accordingly, we are unable to conclude whether or not the other information is materially misstated with respect to these matters.

Responsibilities of the Directors for the Financial Report

The directors of the Company are responsible for the preparation of the financial report that gives a true and fair view in accordance with Australian Accounting Standards and the *Corporations Act 2001* and for such internal control as the directors determine is necessary to enable the preparation of the financial report that gives a true and fair view and is free from material misstatement, whether due to fraud or error.

In preparing the financial report, the directors are responsible for assessing the Group's ability to continue as a going concern, disclosing, as applicable, matters relating to going concern and using the going concern basis of accounting unless the directors either intend to liquidate the Group or to cease operations, or have no realistic alternative but to do so.

Auditor's Responsibilities for the Audit of the Financial Report

Our objectives are to obtain reasonable assurance about whether the financial report as a whole is free from material misstatement, whether due to fraud or error, and to issue an auditor's report that includes our opinion. Reasonable assurance is a high level of assurance, but is not a guarantee that an audit conducted in accordance with the Australian Auditing Standards will always detect a material misstatement when it exists. Misstatements can arise from fraud or error and are considered material if, individually or in the aggregate, they could reasonably be expected to influence the economic decisions of users taken on the basis of this financial report.

For personal use only



**Building a better
working world**

As part of an audit in accordance with the Australian Auditing Standards, we exercise professional judgment and maintain professional scepticism throughout the audit. We also:

- Identify and assess the risks of material misstatement of the financial report, whether due to fraud or error, design and perform audit procedures responsive to those risks, and obtain audit evidence that is sufficient and appropriate to provide a basis for our opinion. The risk of not detecting a material misstatement resulting from fraud is higher than for one resulting from error, as fraud may involve collusion, forgery, intentional omissions, misrepresentations, or the override of internal control.
- Obtain an understanding of internal control relevant to the audit in order to design audit procedures that are appropriate in the circumstances, but not for the purpose of expressing an opinion on the effectiveness of the Group's internal control.
- Evaluate the appropriateness of accounting policies used and the reasonableness of accounting estimates and related disclosures made by the directors.
- Conclude on the appropriateness of the directors' use of the going concern basis of accounting and, based on the audit evidence obtained, whether a material uncertainty exists related to events or conditions that may cast significant doubt on the Group's ability to continue as a going concern. If we conclude that a material uncertainty exists, we are required to draw attention in our auditor's report to the related disclosures in the financial report or, if such disclosures are inadequate, to modify our opinion. Our conclusions are based on the audit evidence obtained up to the date of our auditor's report. However, future events or conditions may cause the Group to cease to continue as a going concern.
- Evaluate the overall presentation, structure and content of the financial report, including the disclosures, and whether the financial report represents the underlying transactions and events in a manner that achieves fair presentation.
- Obtain sufficient appropriate audit evidence regarding the financial information of the entities or business activities within the Group to express an opinion on the financial report. We are responsible for the direction, supervision and performance of the Group audit. We remain solely responsible for our audit opinion.

We communicate with the directors regarding, among other matters, the planned scope and timing of the audit and significant audit findings, including any significant deficiencies in internal control that we identify during our audit.

We also provide the directors with a statement that we have complied with relevant ethical requirements regarding independence, and to communicate with them all relationships and other matters that may reasonably be thought to bear on our independence, and where applicable, actions taken to eliminate threats or safeguards applied.

For personal use only



**Building a better
working world**

From the matters communicated to the directors, we determine those matters that were of most significance in the audit of the financial report of the current year and are therefore the key audit matters. We describe these matters in our auditor's report unless law or regulation precludes public disclosure about the matter or when, in extremely rare circumstances, we determine that a matter should not be communicated in our report because the adverse consequences of doing so would reasonably be expected to outweigh the public interest benefits of such communication.

Report on the Audit of the Remuneration Report

Opinion on the Remuneration Report

We have audited the Remuneration Report included in the directors' report for the year ended 30 June 2021.

In our opinion, the Remuneration Report of Energy World Corporation Ltd for the year ended 30 June 2021, complies with section 300A of the *Corporations Act 2001*.

Responsibilities

The directors of the Company are responsible for the preparation and presentation of the Remuneration Report in accordance with section 300A of the *Corporations Act 2001*. Our responsibility is to express an opinion on the Remuneration Report, based on our audit conducted in accordance with Australian Auditing Standards.

A handwritten signature in black ink that reads 'Ernst & Young'.

Ernst & Young

A handwritten signature in black ink that reads 'Ryan Fisk'.

Ryan Fisk
Partner
Sydney
1 October 2021

For personal use only

ASX Additional Information

Energy World Corporation Ltd and its Controlled Entities

Additional information required by the Australian Stock Exchange Limited and not shown elsewhere in this report is as follows.

Substantial Shareholdings as at 11 September 2021

The number of shares held by substantial shareholders and their associates are set out below:

Shareholder	Shares	%
ENERGY WORLD INTERNATIONAL LTD	896,922,989	34.39
HSBC CUSTODY NOMINEES (AUSTRALIA) LIMITED	622,917,430	23.88
	1,519,840,419	58.27

Voting Rights

All ordinary shares carry one vote per share without restriction.

Distribution of Equity Security Holders

Distribution of shareholdings	Number of Shareholders	Units	%
1 - 1,000	597	303,821	0.01
1,001 - 5,000	1,293	3,780,923	0.14
5,001 - 10,000	705	5,628,818	0.22
10,001 - 100,000	1,107	38,431,174	1.47
100,001 Over	433	2,559,989,955	98.15
Rounding			.01
Total	4,135	2,608,134,691	100.00

On-Market Buy-Back

There is no current on-market buy-back.

ASX Additional Information

Energy World Corporation Ltd and its Controlled Entities

Twenty Largest Shareholders from the Register of Members as at 31 August 2021 were:

No.	Shareholder	Shares	%
1	ENERGY WORLD INTERNATIONAL LTD	896,922,989	34.39
2	HSBC CUSTODY NOMINEES (AUSTRALIA) LIMITED	622,945,430	23.88
3	CITICORP NOMINEES PTY LIMITED	213,124,081	8.17
4	BNP PARIBAS NOMS (NZ) LTD <DRP>	97,574,617	3.74
5	CS THIRD NOMINEES PTY LIMITED <HSBC CUST NOM AU LTD 13 A/C>	91,854,110	3.52
6	NEWECONOMY COM AU NOMINEES PTY LIMITED <900 ACCOUNT>	53,110,828	2.04
7	CUSTODIAL SERVICES LIMITED <BENEFICIARIES HOLDING A/C>	52,916,815	2.03
8	MORGAN STANLEY AUSTRALIA SECURITIES (NOMINEE) PTY LIMITED <NO 1 ACCOUNT>	47,505,255	1.82
9	INVESTMENT CUSTODIAL SERVICES LIMITED <C A/C>	20,831,702	0.80
10	MR DAVID WILLIAM MAIR + MR JOHN GORDON PHIPPS <DM2 INVESTMENT A/C>	20,467,501	0.78
11	RIGI INVESTMENTS PTY LIMITED <THE CAPE A/C>	18,665,664	0.72
12	UBS NOMINEES PTY LTD	17,099,077	0.66
13	BNP PARIBAS NOMINEES PTY LTD SIX SIS LTD <DRP A/C>	16,270,686	0.62
14	BRISPOT NOMINEES PTY LTD <HOUSE HEAD NOMINEE A/C>	15,706,113	0.60
15	SELWYN JOHN CUSHING + BEVAN DAVID CUSHING <KD CUSHING FAMILY A/C>	15,161,765	0.58
16	MR D'ARCY FREDERICK QUINN + MRS HEATHER JEAN QUINN + MR DAVID BRENDON QUINN <THE QUINN FAMILY NO 2 A/C>	14,698,167	0.56
17	MR JOHN GORDON PHIPPS + MRS KATHRON ANNE PHIPPS + MR DAVID WILLIAM MAIR <PHIPPS CORONET A/C>	13,926,242	0.53
18	G P BARANIKOW PTY LTD <G P BARANIKOW SUPER FUND A/C>	10,000,000	0.38
19	BNP PARIBAS NOMINEES PTY LTD <IB AU NOMS RETAILCLIENT DRP>	9,943,335	0.38
20	STUART JOHN NATTRASS	8,150,000	0.31
		2,256,874,377	86.51

Issued Capital

- (a) At 9 September 2021, the Company had 2,608,134,691 ordinary fully paid shares listed on the Australian Stock Exchange Limited.
- (b) At 9 September 2021, 2,118 shareholders held less than a marketable parcel.



**ENERGY WORLD
CORPORATION LIMITED**

ACN 009 124 994

For personal use only