LAKE RESOURCES

For personal use only

ANNUAL REPORT



20

For personal use only

CLEANER LITHIUM FOR AN ELECTRIC WORLD

CORPORATE DIRECTORY
for the year ended 30 June 2020

Directors	Stuart Crow - Non-executive Chairman Steve Promnitz - Managing Director Dr. Nicholas Lindsay - Non-executive Director Dr. Robert Trzebski – Non-executive Director (Appointed 10 Dec 2019)
Company Secretary-Joint	Sinead Teague (Appointed 2 July 2019); Garry Gill (Appointed 15 Oct 2019)
Registered office and Principal Place of Business	Level 5, 126 Phillip Street, Sydney, NSW 2000, Australia Tel: +61 2 9299 9690
Share Register	Automic Registry (Commenced 23 Sept 2019) Level 5, 126 Phillip Street Sydney, NSW 2000 Tel: 1300 288 664
Auditor	Stanley & Williamson Level 1, 34 Burton Street, Kirribilli, NSW 2061
Solicitors	HopgoodGanim Lawyers Level 8, Waterfront Place, 1 Eagle Street, Brisbane Qld 4000
Bankers	National Australia Bank
Stock Exchange Listings	Australian Securities Exchange (ASX code: LKE) OTC QB: LLKKF
Website	www.lakeresources.com.au

For personal use only

CONTENTS

Chairman's Letter	1
Managing Director's Report	3
Directors Report	5
Auditor's Independence Declaration	22
Statement of profit or loss and other comprehensive income	24
Statement of financial position	25
Statement of changes in equity	26
Statement of cash flows	27
Notes to the financial statements	29
Directors' declaration	61
Independent Auditor's Report	62
Shareholder information	66
Tenement Schedule	68

For personal use only

For personal use only

LAKE RESOURCES NL

Chairman's Report
30 June 2020

Dear Fellow Shareholder,

It gives me great pleasure to report to you on the progress made in the past year by your company.

Whilst not without challenges bought on by the global pandemic, restricted access to site and lack of ability to travel, the outcomes achieved have been remarkable as we transitioned from an exploration company into a company on the road to production.

This year saw our decision to partner with Lilac Solutions and pursue direct lithium extraction methods at our flagship project Kachi validated by some of the world's most successful technology investors with the investment in Lilac by Breakthrough Energy Ventures, MIT's The Engine fund and Grantham Funds in February.

The completion of the Pre Feasibility Study(PFS) in April demonstrated the efficiency of direct extraction and gave your board confidence in the decision to challenge conventional wisdom and look to deliver a sustainable and disruptive method of producing a high purity product to satisfy the ever growing demand for battery quality lithium. The PFS demonstrated clearly that the Kachi project is deliverable and cost competitive and will deliver a high purity product that satisfies the growing need for sustainably produced lithium.

Our pilot plant was constructed and operated in California at a scale up in excess of 1000 times bench scale testing with outstanding success. The Lithium Chloride concentrate produced was of high quality containing minimal impurities giving your board the proof of concept required to be confident commercial scale production is achievable with only a further small increase in module size required.

Production of a 99.97% purity Lithium Carbonate in October this year by a highly regarded third party, Hazen Research Inc., showed the potential of your company on the global stage. Lithium Carbonate of this quality will be keenly sought and trades at a significant premium to the prices used in our PFS earlier in the year. The impact of this result will deliver significant benefits to our company as we progress toward completion of our Definitive Feasibility Study in the year ahead and continue discussions with development partners and off-takers seeking a high purity product for use in high performance batteries.

We are now entering a period of considerable opportunity in the Lithium sector as global demand grows exponentially as increased penetration of Electric Vehicles occurs across China, Europe, Asia and North America increases the need for more batteries to be produced and the rollout of renewable energy storage continues to expand rapidly adding further demand. The industry is struggling to deliver enough supply with bottlenecks appearing in conversion of hard rock into chemical in China combined with problems of maintaining product quality on those projects that have increased production. The need for a scalable, highly efficient and cost competitive solution that consistently delivers high

purity product is high and your company has the ability to deliver into that growing demand in the years ahead.

In conclusion, I would like to thank our employees, consultants and partners who have all contributed in extremely challenging times to deliver a transformational year for our company. Their persistence and commitment to delivering the outcomes throughout the year has delivered a remarkable opportunity for all shareholders and I would like to thank everyone of our team for their efforts this year.

I would also like to thank my other board members for their commitment, contribution and efforts throughout the year, as a small team the results achieved are excellent and have set the company up for an extremely exciting year ahead.

I would like to take the opportunity to welcome Robert Trzebski to the Board and thank him for his contribution to the Company since accepting the role.

Most importantly I would like to thank all of our shareholders for their patience through an extremely challenging year and for their continued support. I look forward to what I believe will be a very exciting and rewarding year ahead.

Yours Faithfully,



Stuart Crow
Non Executive Chairman
Lake Resources NL

For personal use only

For personal use only

Managing Director's and CEO's Report

Lake Resources has achieved major milestones this last year towards production of high purity lithium at scale using sustainable direct lithium extraction.

Three major milestones reached included:

1. Demonstrating that Lilac Solutions' direct lithium extraction (DLE) operates successfully using Lake's Kachi Project brines, producing high quality lithium chloride at pilot module scale;
2. Delivering high purity lithium carbonate samples at both lab scale and pilot module scale (post year-end) from high quality lithium chloride produced at pilot module scale from Kachi brines;
3. Exhibiting the cost competitive nature of Lilac's DLE at the Kachi Project with a high value, high margin Pre-Feasibility Study (PFS) using conservative commodity prices.

Lake has a major expandable resource at the Kachi project and has been working with Lilac and their DLE process for over two years as a way of efficiently developing the project. The benefit of Lilac's DLE process, an adaptation of known water treatment called ion exchange,. is that there is no mining, just efficient, rapid, extraction of lithium from lithium bearing salty brines at the Kachi project in hours instead of months or years. Further, the process returns virtually all the brine back to its source without changing the chemistry, except for the removal of lithium, which produces a high purity product. This is a more sustainable, responsibly sourced method than conventional evaporation with a smaller environmental footprint.

Lake is leading the sector with Lilac in demonstrating this clean technology is a solution for the future delivery of high purity lithium into the battery materials supply chain.

Lilac operated laboratory tests for over a year on Kachi brines, followed by the successful operation of a DLE pilot module in California, producing high quality lithium chloride in liquid form (eluate). This demonstrates that the scale up from lab scale to pilot scale was successful and only a limited further scale up is required to production scale, as production simply requires more modules. Lilac received financial support in 2020 from the Bill Gates-led Breakthrough Energy fund, and this was solid third party support for Lake partnering with Lilac.

High purity lithium carbonate was produced, initially at lab scale with 99.9% purity and later at pilot module scale, with 99.97% purity lithium carbonate (produced post year-end). This product has substantially less impurities than so-called "battery grade" with 99.5% purity. Processing from lithium chloride into lithium carbonate was conducted by an independent processing laboratory, Hazen Research Inc. Testing showed a simple flowsheet to produce a high purity battery quality product after testing a number of approaches. A premium price is anticipated for this product.

A PFS was completed on the Kachi Project showing a high value, high margin project using a conservative commodity price of US$11,000/t LCE, with a US$748 million NPV8 and an annual EBITDA of US$155 million, with operating costs of US$4178/t. Hatch, a tier 1 engineering firm, wrapped detailed engineering around Lilac's new technology to demonstrate a robust project at Kachi.

Lake's Kachi Project is now positioned for detailed studies to allow for production finance. Lilac's DLE and the PFS has also demonstrated how the grade of the project is not the important determinate but rather a high quality product, produced consistently at scale.

Lake has a number of other projects apart from its flagship Kachi Project, which include the Cauchari project. Lake's Cauchari have high grade lithium brines in drilling results released early in the fiscal year, which showed an extension from the adjoining lithium projects in development. Its notable that the adjoining project to Lake's Cauchari Project (previously held by Advantage Lithium) was acquired in 2020 at a value approximating 16% of NPV8 which indicates the value in other Lake projects.

During 2020, the COVID-19 pandemic slowed progress, but the Company was fortunate to manage the situation well on the ground with a solid team and significant controls and this trained team in Argentina will continue to serve the Company well.

Looking forward, Lake is well positioned in the coming year aiming to deliver high purity battery quality lithium carbonate to off-takers and to Novonix, for testing in batteries, together with advancing detailed studies including the Definitive Feasibility Study (DFS), production well pump testing, environmental studies, a DLE pilot/demonstration plant on site. The intention is to be negotiating construction finance this time next year with production in 2023.

Lake is focused on providing a 21st century solution to the growing need for high quality, scalable, sustainable battery materials.



Steve Promnitz
Managing Director

For personal use only

For personal use only

The Directors present their report, together with the financial statements, on the Consolidated entity (referred to hereafter as 'Lake' or the 'Consolidated entity') consisting of Lake Resources NL (referred to hereafter as the Company or 'parent entity') and the entities it controlled at the end of, or during, the year ended 30 June 2020.

Directors

The following persons were Directors of Lake Resources NL during the whole of the financial year and up to the date of this report, unless otherwise stated:

S. Crow (Non-Executive Chairman)
S. Promnitz (Managing Director)
N. Lindsay (Non-Executive Director)
R. Trzebski (Non- Executive Director appointed 10 December 2019)

Principal activities

During the financial year the principal activities of the Consolidated entity consisted of:

- Exploration and development of lithium brine projects in Argentina.
- Exploration for minerals.

Dividends

There were no dividends paid, recommended or declared during the current or previous financial year.

Review of Operations

The loss for the Consolidated entity after providing for income tax amounted to $4,902,896, (2019: $3,530,935).

Corporate Strategy

Lake Resources NL ("Lake" or the "Consolidated entity") is a clean lithium developer utilising direct extraction technology for the development of sustainable, high purity lithium from its flagship Kachi Project, as well as three other lithium brine projects in Argentina. The projects are in a prime location within the Lithium Triangle, where 40% of the world's lithium is produced at the lowest cost.

This method will enable Lake to be an efficient, responsibly sourced, environmentally friendly and cost competitive supplier of high-purity lithium, a product in demand from Tier 1 electric vehicle makers and battery makers.

Operations

Overview of Operations for the Year

During the year ended 30 June 2020, Lake released a compelling pre-feasibility study (PFS) over the Kachi Project, produced together with a tier 1 engineering firm, which shows a large, long-life potential operation with cost-competitive production at the lower end of the cost curve similar to current lithium brine producers (refer ASX announcement 28 April 2020). The 25-year modelled production at 25,500 tonnes per annum Lithium Carbonate Equivalent (LCE) utilises about 20% of the large JORC Mineral Resource (Indicated and Inferred) of 4.4 million tonnes LCE (refer ASX announcement 27 November 2018).

An efficient, disruptive clean technology, based on a well-used ion exchange water treatment method, to produce sustainable high purity lithium, with a smaller environmental footprint, has been developed by our technology partner, Lilac Solutions Inc, in California, who have received the backing of the Bill Gates-led Breakthrough energy fund and MIT's The Engine fund. Battery quality lithium carbonate (99.9% purity) has been produced from Kachi brine samples with very low impurities and high (80-90%) lithium recoveries (refer ASX announcement 9 January 2020). Test results were incorporated into the PFS.

The Lilac Solution's direct extraction pilot plant module in California has produced the first samples of lithium chloride successfully (refer ASX announcement 3 July 2020), supporting the scale-up from

For personal use only

previously successful lab-scale work. Hazen Research Inc, an independent assay laboratory, is well advanced in producing initial larger samples of battery quality lithium carbonate from the pilot plant lithium chloride samples which will be available for downstream supply chain participants and off-takers. The first larger samples will be despatched to Novonix Battery Technology Solutions, an independent testing and development laboratory used by recognised battery makers, to produce NMC622-based lithium-ion battery test cells using Lake's battery quality lithium carbonate. A pilot plant on site is planned to produce larger lithium samples. Discussions are advanced with downstream entities, as well as financiers, to develop the project.

The Cauchari Lithium Brine Project was successfully drilled early in the fiscal year, which demonstrated that the high-grade lithium brines in the adjoining world class project extended into Lake's 100% owned leases. Drilling at the Olaroz project is planned when drilling is permitted. The Catamarca Pegmatite project will be progressed after the other projects.

Corporate acquisitions support the underlying valuation of Lake's projects. The Cauchari project of Advantage Lithium/ Orocobre was acquired 100% by Orocobre in March 2020 at a project value of Ã$119 million adjoining Lake's leases.

Corporate and Financial

A major advance was made during the financial year towards the Consolidated entity becoming a clean lithium producer from its flagship Kachi Lithium Brine Project in Catamarca Province by the completion of a high margin, long life pre-feasibility study (PFS). The Kachi JORC resource of 4.4 million tonnes lithium carbonate (LCE) within consolidated mining leases of 70,000 hectares covers almost an entire salt lake. The PFS utilised the results of testwork on Lilac Solution's direct extraction technology for the development of sustainable, high purity lithium. Battery quality lithium carbonate (99.9% purity) has been produced from Kachi brines. Lilac Solution's pilot plant module produced samples of lithium chloride similar to previously successful lab-scale work. These samples are being converted into larger samples of battery quality lithium carbonate for testing by downstream off-takers. The first larger battery quality lithium carbonate samples will be used to produce NMC622-based lithium-ion battery test cells by Novonix Battery Technology Solutions, an independent testing and development laboratory used by recognised battery makers.

Lake continues to be one of the largest lease holders (~200,000 hectares) of lithium brine and hard rock projects in Argentina of any listed entity within the heart of South America's Lithium Triangle which produces ~40% of the worlds lithium at the lowest cost. Despite short term lower prices, there has been a significant expansion in battery megafactories which prefer battery quality lithium products, especially if the battery materials are more sustainable and responsibly sourced, as Lake's products will be. A growing supply deficit around 2023 requires new investment for consistent scalable supply of low impurity lithium products.

The Cauchari Lithium Brine Project in Jujuy Province was drilled for the first time at the start of the fiscal year and has demonstrated extensions of lithium brine bearing aquifers with similar high grades into Lake's properties from the adjoining major resource progressing rapidly into production in 2021 at the Ganfeng/Lithium Americas project.

The Consolidated entity had 671,461,957 shares on issue at 30 June 2020, with 52,512,693 listed LKEOB options at $0.10 (expiry 15 June 2021) and unlisted options which include18,300,000 options with an exercise price of $0.046 (expiry October 2022), 5,555,000 options with an exercise price of $0.08 (expiry Feb 2022), 15,000,000 options with an exercise price of $0.09 (expiry July 2021) and 9,500,000 unlisted options with an exercise price of $0.28 (expiry 31 December 2020), plus 15,000,000 LTI performance rights to board/management with various hurdles were approved by shareholders in August 2019 of which 5,000,000 vested on 30 April 2020.

Equity capital raisings and an SPP were conducted during the financial year to sustain the development of the Kachi Project. In September 2019, A$2 million, before costs, was raised in a private placement to sophisticated and professional investors. Under the placement, the Consolidated entity issued approximately 45,000,000 new ordinary LKE shares at $0.045 cents per share using placement capacity under ASX Listing Rules 7.1A. An equity private placement was

For personal use only

conducted in February 2020 under a prospectus which was lodged 10 February 2020 with a supplementary and 2nd supplementary prospectus on 28 February and 10 March 2020 respectively. Shares were issued at an offer price of $0.04 per share, for approximately 91 million new ordinary shares, to sophisticated and professional investors for approximately $3.6 million. A Share Purchase Plan Offer (SPP) was made to eligible shareholders under the prospectuses. Eligible Shareholders could subscribe for up to $30,000 worth of new Shares at an issue price of $0.04 per Share. The SPP was significantly oversubscribed which led the Consolidated entity to upsize the offer to a maximum of $2.5 million. The COVID-19 pandemic adversely impacted the markets during March which led to significant withdrawals. $1.55 million was raised from the SPP and 38,975,000 shares were issued. Lake announced in February 2019 that it had secured a two-tranche funding facility to provide bridging capital for project development and exploration activities. The Consolidated entity entered into a formal agreement with SBI Investments (PR), LLC (SBI), for the early close out of the Convertible Securities funding facility, through a combination of both a cash payment and the issue of shares to SBI (which included an equity based fee in consideration for the facility's early termination). The Consolidated entity made a cash payment of A$1,959,615 and issued SBI with 11,558,021 ordinary shares in February 2020.

Lake has held discussions with potential development partners and off-takers, and discussions are underway to secure debt funding of US$10 to US$15 million for pre-production, definitive feasibility studies (DFS) and initial production of lithium products to develop the Kachi Project (refer ASX announcement 9 October 2019).

Lake Resources gained a secondary compliance listing on the OTC QB market with the ticker code LLKKF in December 2019. Compliance requirements are essentially the same as the requirements on the ASX and disclosure are automatically uploaded onto the OTC platform. The Consolidated entity is working to establish a DTC to allow real time electronic trading.

Argentina

Kachi Lithium Brine Project - Catamarca Province, Argentina

Lake's 100%-owned Kachi Lithium Brine Project in Catamarca province, NW Argentina, covers 37 mining leases (70,400 hectares), centred around a previously undrilled salt lake within a large lithium brine-bearing basin, located at ~3000m altitude, south of Livent's lithium operation in Argentina with a large indicated and inferred resource of 4.4 Mt LCE (Indicated 1.0Mt, Inferred 3.4Mt) (refer ASX announcement 27 November 2018). Kachi is one of the few salt lakes in Argentina with substantial identified lithium brines fully controlled by a single owner.

A robust and compelling pre-feasibility study (PFS) by a tier 1 engineering firm was delivered over the Kachi Project (refer ASX announcement 30 April 2020). A long-life (25 years), low cost potential operation was demonstrated with annual production target of 25,500 tpa of battery quality lithium carbonate by direct extraction using Lilac's technology, based on the Indicated Resource of 1.0 million tonnes LCE at 290 mg/L lithium (22% of current total resource). The PFS showed the technology is cost competitive with other lithium brine projects but also showed the advantage of producing a premium product generating high operating (EBITDA) margins using conservative price forecasts.

A post-tax NPV_8 of US$748 million (A$1,180m) and IRR of 22% was generated in the PFS. A high margin operation was shown with an EBITDA of US$155 million (A$245m) in first full year of production, and an operating margin of 62%, using forecast of US$11,000/t Li2CO3 CIF Asia. A competitive capital cost (capex) estimate of US$544 million was estimated, including contingency, and operating cost (opex) of US$4178/tonne Li2CO3.

The PFS only consumes 20% of the total JORC mineral resource over 25 years of operation. Substantial upside exists to extend the resource at depth and laterally with further drilling (refer ASX announcement with resource statement 27 November 2018).

Lake aims to bring the project towards production by using the efficient, disruptive and low-cost direct extraction technology from our technology partner, Lilac Solutions, in California. This will enable Lake Resources to be an efficient, responsibly-sourced, environmentally friendly and cost

For personal use only

competitive supplier of high-purity lithium carbonate. High purity sustainable lithium is in demand by Tier 1 electric vehicle makers and battery makers. Lilac Solutions technology gained the investment support of major investors in February 2020. The environmental footprint of Lilac's DLE is far smaller than conventional brine evaporation processes or hard rock mining. By using an adaptation of a known, benign water treatment process to produce lithium, Lake avoids any mining and returns virtually all water (brine) to its source without changing its chemistry, apart from lithium removal. This is a better outcome for local communities and for the environment.

High purity battery quality lithium carbonate (99.9% purity) with very low impurities has been produced from lithium brines from Lake's Kachi project (refer ASX announcement 9 January 2020). The growth of higher density batteries to drive the latest electric vehicles has significantly increased demand for a high purity product with low impurities, and the Lilac DLE process delivers this consistently which will command a premium price. The Lilac Solution's direct extraction pilot plant module in California has produced the first samples of lithium chloride successfully (refer ASX announcement 3 July 2020), supporting the scale-up from previously successful lab-scale work. Hazen Research Inc, an independent assay laboratory, is well advanced in producing initial larger samples of battery quality lithium carbonate from the pilot plant lithium chloride samples which will be available for downstream supply chain participants and off-takers. The first larger samples will be despatched to Novonix Battery Technology Solutions, an independent testing and development laboratory used by recognised battery makers, to produce NMC622-based lithium-ion battery test cells using Lake's battery quality lithium carbonate. A pilot plant on site is planned to produce larger lithium samples.

Lake has held discussions with potential development partners and off-takers, and discussions are underway to secure debt funding of US$10 to US$15 million for pre-production, definitive feasibility studies (DFS) and initial production of lithium products to develop the Kachi Project (refer ASX announcement 9 October 2019).

The table below (Table 1) outline the resource reported on 27 November 2018 in accordance with the JORC Code (2012) and estimated by a Competent Person as defined by the JORC Code. The resource estimate has not changed materially from November 2018 to 30 June 2020.

Table 1: Kachi Mineral Resource Estimate - November 2018 (JORC Code 2012 Ed.)

RESOURCE ESTIMATE KACHI						
	Indicated		**Inferred**		**Total Resource**	
Area km^2	17.10		158.30		175.40	
Aquifer volume km^3	6		41		47	
Brine volume km^3	0.65		3.2		3.8	
Mean drainable porosity % (Specific yield)	10.9		7.5		7.9	
Element	Li	K	Li	K	Li	K
Weighted mean concentration mg/L	289	5,880	209	4,180	211	4380
Resource tonnes	188,000	3,500,000	638,000	12,500,000	826,000	16,000,000
Lithium Carbonate Equivalent tonnes	**1,005,000**		**3,394,000**		**4,400,000**	
Potassium Chloride tonnes	6,705,000		24,000,000		**30,700,000**	

Lithium is converted to lithium carbonate (Li2CO3) with a conversion factor of 5.32
Potassium is converted to potassium chloride (KCl) with a conversion factor of 1.91
Mg/Li ratio averages 4.7

For personal use only

Competent Person's Statement – Kachi Lithium Brine Project

The information contained in this report relating to Exploration Results has been compiled by Mr Andrew Fulton. Mr Fulton is a Hydrogeologist and a Member of the Australian Institute of Geoscientists and the Association of Hydrogeologists. Mr Fulton has sufficient experience that is relevant to the style of mineralisation and type of deposit under consideration and to the activity being undertaken to qualify as a competent person as defined in the 2012 edition of the Australasian Code for Reporting of Exploration Results, Mineral Resources and Ore Reserves.

Andrew Fulton is an employee of Groundwater Exploration Services Pty Ltd and an independent consultant to Lake Resources NL. Mr Fulton consents to the inclusion in this announcement of this information in the form and context in which it appears. The information is repeated in an ASX announcement of 20 November 2018 by Lake Resources and is an accurate representation of the available data from initial exploration at the Kachi project

Olaroz/Cauchari & Paso Lithium Brine Projects - Jujuy Province, Argentina

Lake holds mining leases over ~45,000 hectares in two areas in Jujuy Province in NW Argentina - Lake's Olaroz and Cauchari Lithium Brine Projects and the Paso Lithium Brine Project, 100% owned by Lake. First drilling occurred in early 2019 at Lake's 100% owned Cauchari Lithium Brine Project.

Confirmation of multiple high-grade lithium brines over 506m interval (102m to 608m depth) was demonstrated in results returned in late August 2019. Results ranged from 421 to 540 mg/L lithium (493 mg/L average) in detailed sampling with low Mg/Li ratios of 2.7. The high-grade results averaged 493 mg/L lithium over 343m (from 117m to 460m), up to 540 mg/L, with a Li/Mg ratio of 2.9

This drilling confirmed similar grades and lithium brines extending into Lake's properties from the adjoining world-class major project (500m away) of Ganfeng Lithium/Lithium Americas (NYSE:LAC) where the average resource grade is 581 mg/L lithium and is rapidly progressing to production in 2021 at 40,000tpa LCE. This enhances the potential for future production on Lake's leases.

At Olaroz, which is north of Cauchari, Lake's leases extend 30 km north-south of the adjoining Orocobre's Olaroz lithium production leases to the east. Drilling is anticipated when all planned holes are approved.

Significant corporate transactions continue in the adjacent Cauchari leases. In February/April 2020, Orocobre acquired the 65.3% of Advantage Lithium that it did not already own in an all-share deal which valued Advantage Lithium at ~A$119m on a 100% basis, at that time. Advantage Lithium owned 75% of the Cauchari lithium project, with Orocobre owning the remaining 25% In April 2019, Advantage Lithium announced a resource of 6.3m tonnes LCE (on a 100% basis). In October 2019, the Consolidated entity published a PFS with a post-tax NPV8 of US$671m, initial capex of US$446m (including a 20% contingency), and an IRR of 20.9%. On these figures, and based on US$:C$1.33, Orocobre paid ~16% of post-tax NPV8.

Impact of COVID-19 on Operations

The impact of the Coronavirus (COVID-19) pandemic is ongoing and while it has been financially neutral for the Consolidated entity up to 30 June 2020, it is not practicable to estimate the potential impact, positive or negative, after the reporting date. The situation is rapidly developing and is dependent on measures imposed by the Australian Government, the Argentine Government, and other countries, such as maintaining social distancing requirements, quarantine, travel restrictions and any economic stimulus that may be provided. Further information on the impact is detailed in Note 1(iv) of the financial statements.

Significant changes in the state of affairs

Equity capital raisings and an SPP were conducted during the financial year to sustain the development of the Kachi Project. In August 2019, 52,512,693 unlisted options became listed LKEOB options at $0.10 (expiry 15 June 2021). In September 2019, A$2 million, before costs, was raised in a private placement to sophisticated and professional investors. Under the placement, the Consolidated entity issued approximately 45,000,000 new ordinary LKE shares at $0.045 cents per share using placement capacity under ASX Listing Rules 7.1A. An equity private placement was

For personal use only

conducted in February 2020 under a prospectus which was lodged 10 February 2020 with a supplementary and 2nd supplementary prospectus lodged on 28 February and 10 March 2020 respectively. Shares were issued at an offer price of $0.04 per share, for approximately 91 million new ordinary shares, to sophisticated and professional investors for approximately $3.6 million. A Share Purchase Plan Offer (SPP) was made to eligible shareholders under the prospectuses. Eligible Shareholders could subscribe for up to $30,000 worth of new Shares at an issue price of $0.04 per Share. The SPP was significantly oversubscribed which led the Consolidated entity to upsize the offer to a maximum of $2.5 million. The COVID-19 pandemic adversely impacted the markets during March which led to significant withdrawals. $1.55 million was raised from the SPP and 38,975,000 shares were issued. Lake announced in February 2019 that it had secured a two-tranche funding facility to provide bridging capital for project development and exploration activities. The Consolidated entity entered into a formal agreement with SBI Investments (PR), LLC, for the early close out of the Convertible Securities funding facility, through a combination of both a cash payment and the issue of shares to SBI (which included an equity based fee in consideration for the facility's early termination). The Consolidated entity made a cash payment of A$1,959,615 and issued SBI with 11,558,021 ordinary shares in February 2020.

There were no other significant changes in the state of affairs of the Consolidated entity during the financial year.

Matters subsequent to the end of the financial year

Subsequent to the end of the financial year, the Consolidated entity raised a further $3.95 million before costs, conducted through an oversubscribed and partially underwritten private placement of 85,666,667 shares at an offer price of $0.03 to raise $2.57 million before costs and through a Controlled Placement Agreement, an issue of 15 million shares at $0.033 per share for $495,000 and an issue of 15 million shares at $0.06 per ordinary share to raise $900,000. A $200,000 short term loan taken out after year end was retired with interest in September 2020 so that no loans are outstanding.

No other matter or circumstance has arisen since 30 June 2020 that has significantly affected, or may significantly affect the Consolidated entity's operations, the results of those operations, or the Consolidated entity's state of affairs in future financial years.

Likely developments and expected results of operations

The focus for the Consolidated entity is to be a clean lithium developer utilising direct extraction technology for the development of sustainable, high purity lithium from its flagship Kachi Project. Near-term pre-production of battery quality lithium carbonate from the pilot plant modules operating on Kachi brines will be distributed to downstream supply chain participants and off-takers. The first larger samples will be dispatched to Novonix Battery Technology Solutions to produce NMC622-based lithium-ion battery test cells using Lake's battery quality lithium carbonate. A definitive feasibility study (DFS) will be initiated on the Kachi project with the plan for a pilot plant operating on site, and to advance discussions to finance the Kachi project.

Environmental regulation

The Consolidated entity is subject to and compliant with all aspects of environmental regulation of its exploration and mining activities. The Directors are not aware of any environmental law that is not being complied with.

For personal use only

Information on Directors

Name	Stuart Crow
Title	Non-Executive Chairman
Experience and expertise	Mr Crow has global experience in financial services, corporate finance, investor relations, international markets, and stock broking. Stuart is passionate about assisting emerging listed companies to attract investors and capital and has owned and operated his own businesses.
Other current Directorships	Non-Executive Director Todd River Resources Ltd (ASX: TRT) Non-Executive Director Ironridge Resources Limited (AIM: IRR)
Former Directorships (last 3 years)	None
Name	**Stephen Promnitz**
Title	Managing Director
Experience and expertise	Mr Promnitz has considerable technical and commercial experience in Argentina, a geologist fluent in Spanish, and a history of exploring, funding and developing projects. Mr Promnitz has previously been CEO and 2IC of mid-tier listed mineral explorers and producers (Kingsgate Consolidated, Indochine Mining), in corporate finance roles with investment banks (Citi, Westpac) and held technical, corporate and management roles with major mining companies (Rio Tinto/CRA, Western Mining).
Other current Directorships	None
Former Directorships (last 3 years)	None
Name	**Dr Nicholas Lindsay**
Title	Non-Executive Director
Experience and expertise	Dr Lindsay has extensive experience in Argentina, Chile and Peru in technical and commercial roles in the resources sector with major and mid-tier companies, as well as start-ups. Dr Lindsay has an BSc (Hons) in Geology, a PhD in Metallurgy as well as an MBA. A fluent Spanish speaker, Dr Lindsay has successfully taken companies in South America, such as Laguna Resources which he led as Managing Director, from inception to listing, development and subsequent acquisition. Dr Lindsay is currently CEO of Valor Resources, and previously held the position of President – Chilean Operations for Kingsgate Consolidated Ltd and is a member of the AusIMM and the AIG.
Other current Directorships	None
Former Directorships (last 3 years)	Valor Resources (to October 2020)

For personal use only

Name	Dr Robert Trzebski (appointed 10 December 2019)
Title	Non-Executive Director
Experience and expertise	Dr. Trzebski is currently Chief Operating Officer of Austmine Ltd and holds a degree in Geology, PhD in Geophysics, Masters in Project Management and has over 30 years professional experience in project management and mining services. He has considerable operating and commercial experience in Argentina and Chile, as a Non-Executive Director of Austral Gold since 2007, listed on the ASX and TSX-V and is Chairman of the Audit and Risk Committee. His role with Austmine has allowed him to develop considerable contacts across the operating and technology space of the global resources industry. Dr. Trzebski is also a fellow of the Australian Institute of Mining and Metallurgy and is fluent in Spanish and German as well as English.
Other current Directorships	Austral Gold (ASX: AGD)
Former Directorships (last 3 years)	None

Notes:

- Other current Directorships quoted above are current Directorships for listed entities only and excludes Directorships of all other types of entities, unless otherwise stated.
- Former Directorships (last 3 years)' quoted above are Directorships held in the last 3 years for listed entities only and excludes Directorships of all other types of entities, unless otherwise stated.

Company Secretaries

The Company Secretaries in office at the end of the financial year were as follows:

Mr Garry Gill is a chartered accountant with more than 30 years' experience in all facets of corporate, financial and administrative functions, Mr Gill has served in a range of positions including as CFO, company secretary and other senior executive positions for a number of listed and unlisted public companies. These have included serving as finance director and company secretary of Jupiters Limited, CFO/Corporate Services Manager of South Bank Corporation in Brisbane, before forming a consultancy service for small cap ASX companies over the last decade. He has delivered improved strategic analysis and financial management, streamlined budgets, refinancing, and stakeholder management of small/mid cap resource companies.

Ms Sinead Teague has over 10 years' experience within company secretarial roles in Australia and Ireland. Ms Teague works with a varied portfolio of ASX listed companies across technology, mining, financial and communications industries as well as providing company secretarial services for other large public unlisted, private and not-for-profit entities. Ms Teague holds a Masters' in Management and Corporate Governance and a degree in Law with Government and is an associate member of the Governance Institute having qualified as a Chartered Company Secretary through the ISCA (now Governance Institute).

Directors' Interests in the Consolidated entity

At the date of this report, the interests of the Directors in the shares and options of the Consolidated entity were:

For personal use only

	Ordinary Shares	Options	Performance Rights
S Crow (Non-Executive Chairman)	4,358,964	8,544,870	5,000,000
S Promnitz (Managing Director)	14,813,111	12,447,661	2,500,000
N Lindsay (Non-Executive Director)	2,500,000	6,500,000	2,500,000
R Tzrebski (Non-Executive Director)	-	-	-

Meetings of Directors

The number of meetings of the Consolidated entity's Board of Directors held during the year ended 30 June 2020 and the number of meetings attended by each Director were:

	Held	Attended
S Crow	8	8
S Promnitz	8	8
N Lindsay	8	8
R Trzebski (appointed 10 December 2019)	6	6

"Held" represents the number of meetings held during the time the Director held office and was eligible to attend.

Remuneration Report (Audited)

The remuneration report outlines the Director and executive remuneration arrangements for the Consolidated entity, in accordance with the requirements of the Corporations Act 2001 and its Regulations For the purposes of this report, Key Management Personnel (KMP) are those persons having authority and responsibility for planning, directing and controlling the activities of the entity, directly or indirectly, including all Directors.

The remuneration report is set out under the following main headings:

- Principles used to determine the nature and amount of remuneration
- Details of remuneration
- Service agreements
- Share-based compensation
- Additional information
- Additional disclosures relating to key management personnel.

a) Principles used to determine the nature and amount of remuneration

The Board's policy is to remunerate KMP at market rates for time, commitment, responsibilities and overall performance. The Board determines payments to the KMP and reviews their remuneration annually, based on market practice, duties and accountability. Independent external advice is sought when required. The Board aims to remunerate at a level that will attract and retain high-calibre directors, officers and employees. KMP are remunerated to a level consistent with the size of the Consolidated entity.

The maximum aggregate amount of Directors' fees that can be paid is subject to approval by shareholders at the Annual General Meeting. Fees for non-executive Directors are not linked to the performance of the Consolidated entity. However, to align Directors' interests with shareholder interests, the Directors are encouraged to hold shares in the Consolidated entity. The Consolidated entity did not utilise the services of a remuneration consultant for the year.

The objective of the Consolidated entity's executive reward framework is to ensure reward for performance is competitive and appropriate for the results delivered. The framework aligns executive reward with the achievement of strategic objectives and the creation of value for shareholders, and it is considered to conform to the market best practice for the delivery of reward. The Board of Directors ('the Board') ensures that executive reward satisfies the following key criteria for good reward governance practices:

For personal use only

- competitiveness and reasonableness,
- acceptability to shareholders,
- performance linkage / alignment of executive compensation,
- transparency

The performance of the Consolidated entity depends on the quality of its Directors and executives. The remuneration philosophy is to attract, motivate and retain high performance and high-quality personnel.

The reward framework is designed to align executive reward to shareholders' interests. The Board have considered that it should seek to enhance shareholders' interests by:

- having economic performance as a core component of plan design,
- focusing on sustained growth in shareholder wealth, consisting of dividends and growth in share price, and delivering constant or increasing return on assets as well as focusing the executive on key non-financial drivers of value,
- attracting and retaining high calibre executives.

Additionally, the reward framework seeks to enhance executives' interests by:

- rewarding capability and experience,
- reflecting competitive reward for contribution to growth in shareholder wealth,
- providing a clear structure for earning rewards.

In accordance with best practice corporate governance, the structure of non-executive director and executive director remuneration is separate.

Non-executive Directors' remuneration

Fees and payments to non-executive directors reflect the demands and responsibilities of their role. Non-executive directors' fees and payments are reviewed annually by the Board. The Board may, from time to time, receive advice from independent remuneration consultants to ensure non-executive directors' fees and payments are appropriate and in line with the market. The Chairman is not present at any discussions relating to the determination of his own remuneration.

The current non-executive directors' fees are determined within an aggregate directors' fee limit. The maximum current aggregate non-executive directors' fee limit stands at $350,000 per annum.

Executive remuneration

The Consolidated entity aims to

reward executives based on their position and responsibility, with a level and mix of remuneration which has both fixed and variable components.

The executive remuneration and reward framework comprises four components:

- base pay and non-monetary benefits
- short-term performance incentives
- share-based payments
- other remuneration including superannuation and long service leave.

The combination of these comprises the executive's total remuneration.

Fixed remuneration, consisting of base salary, superannuation and non-monetary benefits, are reviewed annually by the Board of Directors based on individual and business unit performance, the overall performance of the Consolidated entity and comparable market remuneration. Executives may receive their fixed remuneration in the form of cash or other fringe benefits (for example motor vehicle benefits) where it does not create any additional costs to the Consolidated entity and provides additional value to the executive.

Long Term Incentive (LTI) Plan

At the 2016 Annual General Meeting, the shareholders of the Consolidated entity approved the Long-

For personal use only

Term Incentive (LTI) Plan ('Plan'). The Plan was updated and extended at an Extraordinary General Meeting (EGM) of the Shareholders on 15 August 2019 at which approval was granted to issue up to 25,000,000 performance rights under the Plan. The main purpose of the Plan is to give incentives to eligible participants (or their nominee) to provide dedicated and ongoing commitment and effort to the Consolidated entity aligning the interest of both employees and shareholders and for the Consolidated entity to reward eligible employees for their effort. The Plan contemplates the issue to eligible employees of performance rights which may have milestones.

During the financial year ended 30 June 2020, 5,000,000 performance rights were issued to each of Messrs. Crow and Promnitz and to Dr Lindsay. Of these, 2.500,000 performance rights for each of Mr Promnitz and Dr Lindsay vested on the completion of the Pre-Feasibility Study (PFS) for the Kachi project in Catamarca. The shares were issued on 31 August 2020. A share-based payment expense of $345,000 was recognised for the performance rights during the 2020 financial year.

Mr Promnitz' remaining 2.5 million performance rights and Mr Crow's 5 million performance rights will vest once an investment partner signs an agreement to invest in the Kachi project in Catamarca (Investor). Dr Lindsay's remaining 2.5 million performance rights will vest when a Pilot Plant is established on-site at the Kachi project in Catamarca (Pilot Plant).

Voting and comments made at the Consolidated entity's 2019 Annual General Meeting ('AGM')

In excess of 75% of the votes received supported the adoption of the remuneration report for the year ended 30 June 2019. The Consolidated entity did not receive any specific feedback regarding its remuneration practices at the AGM.

b) Details of remuneration

Amounts of remuneration

Details of the remuneration of key management personnel of the Consolidated entity are set out in the following tables. The KMP of the Consolidated entity consisted of the following Directors of Lake Resources NL:

S Crow (Non-Executive Chairman)
S Promnitz (Managing Director)
N Lindsay (Non-Executive Director)
R Trzebski (Non-Executive Director)

And the following executive:

G Gill (Chief Financial Officer and joint Company Secretary)

Key Management Personnel	Directors' Fees and/or Salary	Consulting Fees	Annual Leave	Post-Employment Benefits Super - annuation	Share Based Payments – Performance rights and options	Total
	$	$	$	$	$	$
2020						
Non-Executive Directors						
S Crow	100,000	93,600	-	-	176,325	369,925
N Lindsay	60,000	65,000	-	-	341,638	466,638
R Tzrebski[1]	27,823	-	-	2,643	-	30,466
Executive Director						
S Promnitz	230,384	-	17,722	21,887	312,888	582,881
Executive						
G Gill[2]	67,500	-	-	-	-	67,500
Totals	**485,707**	**158,600**	**17,722**	**24,530**	**830,851**	**1,517,410**

[1] Appointed 10 December 2019

[2] Appointed 15 October 2019

For personal use only

Key Management Personnel	Directors' Fees and/or Salary	Consulting Fees	Annual Leave	Post-Employment Benefits Super - annuation	Share Based Payments – Performance rights and options	Total
	$	$	$	$	$	$
2019						
Non-Executive Directors						
S Crow	100,000	146,000	-	-	-	246,000
N Lindsay	60,000	-	-	-	-	60,000
Executive Director						
S Promnitz	230,384	-	20,676	21,130	-	272,190
Totals	**390,384**	**146,000**	**20,676**	**21,130**	**-**	**578,190**

Percentages of remuneration that are performance based:

Name	Fixed remuneration		At risk - STI		At risk - LTI	
	2020	2019	2020	2019	2020	2019
Non-Executive Directors						
S Crow	52%	100%	0%	0%	48%	0%
N Lindsay	27%	100%	0%	0%	73%	0%
R Tzrebski	100%	n/a	0%	n/a	0%	n/a
Executive Director						
S Promnitz	46%	100%	0%	0%	54%	0%
Executive						
G Gill	100%	n/a	0%	n/a	0%	n/a

c) Service Agreements

Remuneration and other terms of employment for key management personnel are formalised in service agreements. Details of these agreements are as follows:

Name	S. Promnitz
Title	Managing Director
Agreement commenced	14 November 2016
Term of agreement	Initial salary of $250,000 per annum, with a review point scheduled for 12 months from commencement date, subject to satisfactory performance. Incentive of 5,000,000 performance rights as approved by shareholders on 4 October 2016. If notice given by Consolidated entity, the Consolidated entity shall be liable to pay full compensation for a six-month notice period. If notice is given by Mr Promnitz, the notice period is three months. Consolidated entity shall have the right to choose whether Mr. Promnitz work his notice or paid in lieu of notice

For personal use only

Name	G. Gill
Title	Chief Financial Officer and co- Company Secretary
Agreement commenced	15 October 2019
Term of agreement	The Consolidated entity has entered into an agreement with Garry Gill and his Consolidated entity to provide services as Consolidated entity Secretary and Chief Financial Officer. Services are to be provided on a part time basis and at a rate of $5,000 per month plus GST plus expenses which may be amended as required. The agreement may be terminated by either party on 1 months' notice.

Key management personnel have no entitlement to termination payments in the event of removal for misconduct

Non-executive director arrangements

All non-executive directors enter into an agreement with the Consolidated entity in the form of a letter of appointment. The letter summarises the board policies and terms, including remuneration, relevant to the office of director.

Share-based compensation

Issue of shares

There were no shares issued to directors and other key management personnel as part of compensation during the year ended 30 June 2020.

Options

The terms and conditions of each grant of options over ordinary shares affecting remuneration of directors and other key management personnel in this financial year or future reporting years are as follows:

Grant Date	Vesting and exercisable date	Expiry date	Exercise Price	Fair value at grant date	Vested
30-Nov-2017	30-Nov-2017	31-Dec-2020	$0.28	$0.140	100%
15-Aug-2019	15-Aug-2019	31-July-2021	$0.09	$0.032	100%

During the year 15,000,000 options over ordinary shares were issued to Directors following approval at the shareholder meeting of 15 August 2019. The terms and conditions of each grant of options over ordinary shares affecting remuneration of directors and other key management personnel in this financial year or future reporting years are as follows:

Name	Number of Options granted	Grant date	Vesting and exercisable date	Expiry date	Exercise Price	Fair value at grant date
S. Crow	5,000,000	15-Aug-19	15-Aug-19	31-Jul-21	$0.09	$0.032
S. Promnitz	5,000,000	15-Aug-19	15-Aug-19	31-Jul-21	$0.09	$0.032
N. Lindsay	5,000,000	15-Aug-19	15-Aug-19	31-Jul-21	$0.09	$0.032
Total	**15,000,000**	15-Aug-19	15-Aug-19	31-Jul-21	$0.09	$0.032

Performance Rights

The terms and conditions of performance rights affecting remuneration of directors and other key management personnel in this financial year or future reporting years are as follows:

For personal use only

Grant Date	Expiry date	Value at Grant	No of Rights	Performance Hurdle	Performance achieved	No. vested
15-Aug-2019	15-Aug-24	$0.058	5,000,000	PFS	100%	5,000,000
15-Aug-2019	15-Aug-24	$0.058	2,500,000	Pilot plant	25%	-
15-Aug-2019	15-Aug-24	$0.058	7,500,000	Investor	5%	-
Total			**15,000,000**			**5,000,000**

During the year 15,000,000 Performance rights were issued to Directors following approval at the shareholder meeting of 15 August 2019. Of the performance rights granted to Mr Promnitz and Dr Lindsay 5 million rights vested on 30 April 2020 and were issued on 31 August 2020.

Name	Number of Rights granted	Grant date	Expiry date	Fair value at grant date	Vested during the year
S. Promnitz	5,000,000	15-Aug-19	15-Aug-24	$0.0575	2,500,000
S. Crow	5,000,000	15-Aug-19	15-Aug-24	$0.0575	-
N. Lindsay	5,000,000	15-Aug-19	15-Aug-24	$0.0575	2,500,000
Total	**15,000,000**	15-Aug-19	15-Aug-24	$0.0575	**5,000,000**

Performance rights issued as part of remuneration were issued following shareholder approval at a meeting held on 15 August 2019. On 30 April 2020, 2,500,000 rights granted to each of Mr Promnitz and Dr Lindsay vested following the completion and announcement of the pre-feasibility study. The shares were issued on 31 August 2020.

Additional information

The earnings of the Consolidated entity for the five years to 30 June 2020 are summarised below:

	2020 $	2019 $	2018 $	2017 $	2016 $
Net Loss	4,902,896	3,530,935	3,373,168	1,170,745	41,682
Net Assets	17,049,287	12,913,063	6,672,363	3,228,950	68,031
Share Price at year end (cents)	3.5	9	9	3	1

d) **Additional disclosures relating to key management personnel**

Shareholding

Movements in the number of shares in the Consolidated entity held during the financial year by each director and other members of key management personnel of the Consolidated entity, including their personally related parties, are set out below:

For personal use only

	Balance at start of year	Received as part of remuneration	Additions	Disposals / Other	Balance at end of year
S. Crow	4,358,964	-	-	-	4,358,964
S Promnitz	15,381,293	-	-	(1,250,000)	14,131,293
N Lindsay	-	-	-	-	-
R Tzrebski	-	-	-	-	-
G Gill	-	-	-	-	-
Total	**19,740,257**	**-**	**-**	**(1,250,000)**	**18,490,257**

Options

Movements in the number of options over ordinary shares in the Consolidated entity held during the financial year by each director and other members of key management personnel of the Consolidated entity, including their personally related parties, are set out below:

	Balance at start of year	Granted as remuneration	Exercised	Listed options Received	Expired / forfeit	Balance at end of year
S. Crow	3,156,250	5,000,000	-	544,870	(156,250)	8,544,870
S Promnitz	5,625,511	5,000,000	-	2,447,661	(625,511)	12,447,661
N Lindsay	1,500,000	5,000,000	-	-	-	6,500,000
R Tzrebski	-	-	-	-	-	-
G Gill	-	-	-	-	-	-
Total	**10,281,761**	**15,000,000**	**-**	**2,992,531**	**(781,761)**	**27,492,531**

Performance rights

Movements in the number of performance rights over ordinary shares in the Consolidated entity held during the financial year by each director and other members of key management personnel of the Consolidated entity, including their personally related parties, are set out below.

	Balance at start of year	Granted as remuneration	Converted to shares	Expired	Balance at end of year
S. Crow	-	5,000,000	-	-	5,000,000
S Promnitz	-	5,000,000	-	-	5,000,000
N Lindsay	-	5,000,000	-	-	5,000,000
R Tzrebski	-	-	-	-	-
G Gill	-	-	-	-	-
	-	**15,000,000**	**-**	**-**	**15,000,000**

Performance rights issued as part of remuneration were issued following shareholder approval at a meeting held on 15 August 2019. On 30 April 2020, 2,500,000 rights granted to each of Mr Promnitz and Dr Lindsay vested following the completion and announcement of the pre-feasibility study. The shares were issued on 31 August 2020.

End of Audited Remuneration Report

For personal use only

Share Options

Shares under option

Unissued ordinary shares of Lake Resources NL under option at the date of this report are as follows:

Grant Date	Expiry date	Exercise price	Number under option
30-November-2017	31-December-2020	$0.28	9,500,000
08-March-2019	28-February-2022	$0.08	5,555,000
19-August-2019	15-June-2021	$0.10	52,512,693
16-September-2019	31-July-2021	$0.09	15,000,000
28-October-2019	28-October-2022	$0.046	18,300,000
Total			**100,867,693**

Each option is convertible to one ordinary share. Option holders do not have the right to participate in any other share issue of the Consolidated entity or of any other entity. For details of options issued to directors and other key management personnel as remuneration, refer to the remuneration report.

Shares issued on exercise of options

During or since the end of the financial year, the Consolidated entity issued ordinary shares of the Consolidated entity as a result of the exercise of options as follows (there are no amounts unpaid on the shares issued).

Date options granted	Expiry date	Exercise price	Number of shares issued
14-November-2016	21-October-2019	$0.05	43,569

Performance Rights

At the date of this report there were 10,000,000 unissued ordinary shares of Lake Resources NL under performance rights (15,000,000 at 30 June 2020 and nil at 30 June 2019). During the financial year ended 30 June 2020, no performance shares were issued. Between the end of the financial year and the date of this report, 5,000,000 performance shares were issued to Directors. These performance rights were granted on 15 August 2019 following approval at a meeting of Shareholders. Information on the issue of performance shares to Directors is provided in the remuneration report above.

Indemnity and insurance of officers

The Consolidated entity has indemnified the directors and executives of the Consolidated entity for costs incurred, in their capacity as a director or executive, for which they may be held personally liable, except where there is a lack of good faith.

During the financial year, the Consolidated entity paid a premium in respect of a contract to insure the directors and executives of the Consolidated entity against a liability to the extent permitted by the Corporations Act 2001. The contract of insurance prohibits disclosure of the nature of the liability and the amount of the premium.

Indemnity and insurance of auditor

The Consolidated entity has not, during or since the end of the financial year, indemnified or agreed to indemnify the auditor of the Consolidated entity or any related entity against a liability incurred by the auditor.

During the financial year, the Consolidated entity has not paid a premium in respect of a contract to insure the auditor of the Consolidated entity or any related entity.

For personal use only

Proceedings on behalf of the Consolidated entity

No person has applied to the Court under section 237 of the Corporations Act 2001 for leave to bring proceedings on behalf of the Consolidated entity, or to intervene in any proceedings to which the Consolidated entity is a party for the purpose of taking responsibility on behalf of the Consolidated entity for all or part of those proceedings.

Non-audit services

There were no non-audit services provided during the financial year by the auditor.

Officers of the Consolidated entity who are former partners of Stanley & Williamson

There are no officers of the Consolidated entity who are former partners of Stanley & Williamson.

Auditor's independence declaration

A copy of the auditor's independence declaration as required under section 307C of the Corporations Act 2001 is set out immediately after this directors' report.

Auditor

Stanley & Williamson continues in office in accordance with section 327 of the Corporations Act 2001.

This report is made in accordance with a resolution of directors, pursuant to section 298(2)(a) of the Corporations Act 2001. On behalf of the directors



27 October 2020

For personal use only

Auditor's Independence Declaration under Section 307C of the Corporations Act 2001

As lead auditor for the audit of Lake Resources N.L. for the year ended 30 June 2020, I declare that, to the best of my knowledge and belief, there have been:

- no contraventions of the auditor independence requirements of the *Corporations Act 2001* in relation to the audit; and
- no contraventions of any applicable code of professional conduct in relation to the audit.

This declaration is in respect of Lake Resources N.L. and the entities it controlled during the year.



Kamal Thakkar

Partner

Stanley & Williamson

Sydney
27 October 2020

CHARTERED ACCOUNTANTS
AUSTRALIA + NEW ZEALAND

KRESTON
A member of Kreston International | A global network of independent accounting firms

Stanley & Williamson House, Ground and First Floor, 34 Burton Street Kirribilli, NSW 2061 Australia
PO Box 50 Milsons Point, NSW 1565 Australia > ABN 30 971 639 910
T +61 2 9923 2666 > F +61 2 9922 3063 > info@stanleywilliamson.com.au > stanleywilliamson.com.au
Partners **MA Goodrick** > **DM O'Malley** > **Q Tat** > **BR Barter** > **K Thakkar**

Liability limited by a scheme approved under Professional Standards Legislation other than for the acts or omissions of financial services licensees

Contents

Statement of profit or loss and other comprehensive income	24
Statement of financial position	25
Statement of changes in equity	26
Statement of cash flows	27
Notes to the financial statements	29
Directors' declaration	61
Independent Auditor's Report	62

General information

The financial statements cover Lake Resources NL as a Consolidated entity consisting of Lake Resources NL and the entities it controlled at the end of, or during, the year. The financial statements are presented in Australian dollars, which is Lake Resources NL's functional and presentation currency.

Lake Resources NL is a listed public Company limited by shares, incorporated and domiciled in Australia. Its registered office and principal place of business is:

Level 5, 126 Phillip Street
SYDNEY NSW 2000

Corporate Governance Statement

The Company's Corporate Governance Statement can be found on the Company's website: www.lakeresources.com.au

For personal use only

For personal use only

LAKE RESOURCES NL

Statement of Profit and Loss and Other Comprehensive Income

for the year ended 30 June 2020

	Note	Consolidated 2020 $	Consolidated 2019 (restated) $
Expenses			
Depreciation and amortisation expense		(881)	(667)
Administrative expenses		(125,080)	(82,001)
Corporate expenses	4	(1,348,818)	(1,178,593)
Employee benefit expenses		(519,818)	(473,455)
Share based payments expense	27	(1,850,492)	(239,049)
Consultancy and legal costs	4	(548,002)	(810,200)
Finance costs	4	(465,783)	(391,046)
Loss before income tax expense		**(4,858,875)**	**(3,175,011)**
Income tax expense	5	(44,021)	(355,924)
Loss after income tax expense for the year attributable to the owners of Lake Resources NL	16	**(4,902,896)**	**(3,530,935)**
Other comprehensive income for the year, net of tax		142,756	303,991
Total comprehensive income for the year attributable to the owners of Lake Resources NL		**(4,902,896)**	**(3,226,944)**
		Cents	**Cents**
Basic earnings per share	26	(0.87)	(0.97)
Diluted earnings per share	26	(0.87)	(0.97)

The above statement of profit or loss and other comprehensive income should be read in conjunction with the accompanying notes

For personal use only

LAKE RESOURCES NL

Statement of Financial Position

As at 30 June 2020

	Note	Consolidated 2020 $	Consolidated 2019 (restated) $
Assets			
Current assets			
Cash and cash equivalents	6	55,511	1,725,366
Trade and other receivables	7	304,841	151,679
Other current assets	8	-	54,687
Total current assets		**360,352**	**1,931,732**
Non-current assets			
Investments accounted for using the equity method	9	35	35
Property, plant and equipment		532	1,198
Exploration and evaluation	10	17,352,504	13,783,872
Total non-current assets		**17,353,070**	**13,785,105**
Total assets		**17,713,422**	**15,716,837**
Liabilities			
Current liabilities			
Trade and other payables	11	583,027	1,320,203
Employee benefits	13	81,108	55,492
Borrowings	12	-	1,428,079
Total current liabilities		**664,135**	**2,803,774**
Total liabilities		**664,135**	**2,803,774**
Net assets		**17,049,287**	**12,913,063**
Equity			
Issued capital	14	35,433,060	27,758,605
Reserves	15	3,343,899	1,979,234
Accumulated losses	16	(21,727,672)	(16,824,776)
Total equity		**17,049,287**	**12,913,063**

The above statement of financial position should be read in conjunction with the accompanying notes

For personal use only

LAKE RESOURCES NL

Statement of Changes in Equity

for the year ended 30 June 2020

	Note	Issued Capital	Reserves	Accumulated Losses	Total Equity
		$	$	$	$
Balance at 1 July 2019		**27,758,605**	**1,508,020**	**(16,824,776)**	**12,448,849**
Prior period adjustment	**1(xxx)**	-	471,214	-	**471,214**
Restated balance at 1 July 2019		**27,758,605**	**1,979,234**	**(16,824,776)**	**12,913,063**
Loss after income tax expense for the year		-	-	(4,902,896)	**(4,902,896)**
Other comprehensive income for the year, net of tax		-	142,756	-	**142,756**
Total comprehensive income for the year		**-**	**142,756**	**(4,902,896)**	**(4,760,140)**
Transactions with owners in their capacity as owners					
Contributions of equity, net of transaction costs	14(a)	6,032,043	-	-	**6,032,043**
Issue of share capital on conversion of options	14(a)	1,743	-	-	**1,743**
Issue of share capital on conversion of convertible notes	14(a)	549,764	-	-	**549,764**
Issue of share capital on close out of convertible notes	14(a)	462,321	-	-	**462,321**
Issue of unlisted options to financier SBI	14(e)	-	391,058	-	**391,058**
Share based payments	14(b)	628,584	-	-	**628,584**
Issue of options to Directors	14(e)	-	485,851	-	**485,851**
Issue of performance rights to Directors	14(d)	-	345,000	-	**345,000**
Balance at 30 June 2020		**35,433,060**	**3,343,899**	**(21,727,672)**	**17,049,287**
Balance at 1 July 2018		**18,342,102**	**1,757,665**	**(13,594,567)**	**6,505,140**
Prior period adjustment	**1(xxx)**	-	167,223	-	167,223
Restated balance at 1 July 2018		**18,342,102**	**1,924,828**	**(13,594,567)**	**6,672,363**
Loss after income tax expense for the year		-	-	(3,530,935)	**(3,530,935)**
Other comprehensive income for the year, net of tax		-	303,991	-	**303,991**
Total comprehensive income for the year		**-**	**303,991**	**(3,530,935)**	**(3,226,944)**
Transactions with owners in their capacity as owners					
Contributions of equity, net of transaction costs	14(a)	7,512,003	-	-	**7,512,003**
Share-based payments	14(b)(e)	1,767,000	188,641	-	**1,955,641**
Conversion of performance rights to issued capital	14(c),15(d)	137,500	(137,500)	-	**-**
Transfer from option reserve to accumulated losses on options expired/ exercised	15(d)	-	(300,726)	300,726	**-**
Balance at 30 June 2019		**27,758,605**	**1,979,234**	**(16,824,776)**	**12,913,063**

The above statement of changes in equity should be read in conjunction with the accompanying notes

For personal use only

LAKE RESOURCES NL

Statement of cash flows

for the year ended 30 June 2020

		Consolidated	
		2020	2019
		$	$
Cash flows from operating activities			
Payments to suppliers		(2,488,298)	(3,182,586)
Net cash used in operating activities	25	**(2,488,298)**	**(3,182,586)**
Cash flows from investing activities			
Payments for exploration and evaluation		(4,220,576)	(5,127,571)
Net cash used in investing activities		**(4,220,576)**	**(5,127,571)**
Cash flows from financing activities			
Proceeds from issue of shares, net of transaction costs		6,129,377	6,436,389
Proceeds from borrowings		2,270,000	2,347,211
Repayment of borrowings		(2,894,575)	(439,750)
Payment of interest and fees on borrowings		(465,783)	(52,794)
Net cash from financing activities		**5,039,020**	**8,291,056**
Net increase/(decrease) in cash and cash equivalents		(1,669,855)	(19,101)
Cash and cash equivalents at the beginning of the financial year		1,725,366	1,744,467
Cash and cash equivalents at the end of the financial year	6	**55,511**	**1,725,366**

The above statement of cash flows should be read in conjunction with the accompanying notes

For personal use only

Note 1. Significant accounting policies

The principal accounting policies adopted in the preparation of the financial statements are set out below. These policies have been consistently applied to all the years presented, unless otherwise stated.

i. Basis of preparation

These general-purpose financial statements have been prepared in accordance with Australian Accounting Standards and Interpretations issued by the Australian Accounting Standards Board ('AASB') and the Corporations Act 2001, as appropriate for for-profit oriented entities. These financial statements also comply with International Financial Reporting Standards as issued by the International Accounting Standards Board ('IASB').

Historical cost convention

The financial statements have been prepared under the historical cost convention, except for, where applicable, the revaluation of financial assets and liabilities at fair value through profit or loss, financial assets at fair value through other comprehensive income, investment properties, certain classes of property, plant and equipment and derivative financial instruments.

Critical accounting estimates

The preparation of the financial statements requires the use of certain critical accounting estimates. It also requires management to exercise its judgement in the process of applying the Consolidated entity's accounting policies. The areas involving a higher degree of judgement or complexity, or areas where assumptions and estimates are significant to the financial statements, are disclosed in note 2.

ii. New or amended Accounting Standards and Interpretations adopted

The Consolidated entity has adopted all of the new or amended Accounting Standards and Interpretations issued by the Australian Accounting Standards Board ('AASB') that are mandatory for the current reporting period.

Any new or amended Accounting Standards or Interpretations that are not yet mandatory have not been early adopted. The adoption of these Accounting Standards and Interpretations did not have any significant impact on the financial performance or position of the Consolidated entity.

iii. Change in Accounting Policy

Leases - Adoption of AASB 16

The Company has adopted AASB 16 Leases using the modified retrospective (cumulative catch-up) method from 1 July 2019 and therefore the comparative information for the year ended 30 June 2019 has not been restated and has been prepared in accordance with AASB 117 Leases and associated Accounting Interpretations.

Impact of adoption of AASB 16

The impact of adopting AASB 16 is described below:

Under AASB 117, the Company assessed whether leases were operating or finance leases based on its assessment of whether the significant risks and rewards of ownership had been transferred to the Company or remained with the lessor. Under AASB 16, there is no differentiation between finance and operating leases for the lessee and therefore all leases which meet the definition of a lease are recognised on the statement of financial position (except for short-term leases and leases of low value assets).

The Company has elected to use the exception to lease accounting for short-term leases and leases of low value assets, and the lease expense relating to these leases are recognised in the statement of profit or loss on a straight line basis. With the Consolidated entity's leases all being short term leases or leases of low value assets, the aggregate effect of the change in accounting policy on the financial statements for the year ended 30 June 2020 was not material and therefore did not result in any changes to the opening balance sheet on 1 July 2019.

For personal use only

iv. Impact of Coronavirus (COVID-19)

Background

The spread of novel coronavirus (COVID-19), a respiratory illness caused by a new virus, was declared a public health emergency by the World Health Organisation in January 2020 and upgraded to a global pandemic in March 2020. This pandemic has severely impacted many local economies around the globe. In many countries, businesses are being forced to cease or limit operations for long or indefinite periods of time. Measures taken to contain the spread of the virus, including travel bans, quarantines, social distancing, and closures of non-essential services have triggered significant disruptions to businesses worldwide, resulting in an economic slowdown. Global stock markets have also experienced great volatility and a significant weakening.

Governments and central banks have responded with monetary and fiscal interventions to stabilise economic conditions.

The Consolidated entity has considered the effects of these events based on the information at the date of issuing this financial report and potential effects of business and other market volatility in preparing its financial statements.

Impact and considerations for the financial statements / report of the Consolidated entity

The Consolidated entity has determined that the financial position and performance of the Consolidated entity will not be significantly or materially impacted by COVID-19 when considering the nature of the Company's operations, supplier base, and levels of activity to date. In particular, the Directors have assessed the potential impact on

- the Consolidated entity's ability to raise capital and loan funds.
- conducting day to day exploration and development activities at its flagship Kachi Lithium Brine Project in Catamarca Province and its Cauchari Lithium Brine Project in Jujuy Province and
- the activities of the Consolidated entity's technology partner, Lilac Solutions Inc (Lilac), in California.

The Company was successful in raising equity in February / March 2020 and August / September 2020. In February / March 2020, the Company raised $3.4 million from placements compared to the original expectation of $2 million. The Company's Share Purchase Plan which was originally expected to raise $1.5 million was expanded twice to accommodate shareholder demand with the second expansion coinciding with the Covid inspired share market fall resulting in a final take up of $1.559 million, 4% above the initial expectation. The Company has also received interest from potential funders for the Definitive Feasibility Study (DFS) and development stages of the project and remains in discussion with these parties.

On 24 March 2020, the Company announced to the ASX that while lockdowns and travel restrictions in Argentina had resulted in some minor delays, the impact of the restrictions on the operations had been limited. The overall impact has been to defer some work on site rather than cause permanent changes to operations.

The Company has continued to work with its technology partner Lilac with the result that the Company announced its prefeasibility study (PFS) in April 2020. Lilac's direct extraction pilot plant module in California produced the first samples of lithium chloride in June / July 2020. Hazen Research Inc, an independent assay laboratory, is well advanced in producing initial larger samples of battery quality lithium carbonate from the pilot plant lithium chloride samples which will be available for downstream supply chain participants and off-takers.

Given the dynamic and evolving nature of COVID-19, limited recent experience of the economic and financial impacts of such a pandemic, it is not practicable to estimate the potential impact, positive or negative, after the reporting date. The situation is rapidly developing and is dependent on measures imposed by the Australian Government, the Argentine Government, and other countries, such as maintaining social distancing requirements, quarantine, travel restrictions and any economic stimulus that may be provided. The Company will continue to monitor events as they occur to ensure that the potential impacts of the pandemic are minimised whilst ensuring safe working conditions for staff and contractors.

For personal use only

Other than adjusting events that provide evidence of conditions that existed at the end of the reporting period, the impact of events that arise after the reporting period will be accounted for in future reporting periods.

v. Going concern

The financial report has been prepared on a going concern basis, which assumes continuity of normal business activities and the realisation of assets and the settlement of liabilities in the ordinary course of business. The Consolidated entity has incurred net losses after tax of $4,902,896 (2019: $3,530,935) and net cash outflows from operating and investing activities of $6,821,866 (2019: $8,310,157) for the year ended 30 June 2020. At 30 June 2020, the Company had net current liabilities of $303,783 (2019: $872,042). The Directors note the following with regards to the ability of the Consolidated entity to continue as a going concern:

a. Subsequent to the end of the financial year, the Consolidated entity issued 115,666,667 shares to raise $3.95 million before costs.

b. The Directors expect that while current funds would be sufficient to meet a minimum program of exploration and development, an expanded program would require additional funds. The Consolidated entity has previously raised funds through share placements, short term loans and capital raisings from new and existing shareholders.

c. In addition to the above, the Directors have been reviewing various funding opportunities for an expanded program and are in advanced discussions with potential cornerstone investors, other investors and development funding partners to meet ongoing needs and to position the Consolidated entity to secure funding for the first phase of potential staged production.

d. The Directors have the ability to schedule activities and hence expenditure in accordance with the availability of funds and their cash forecasts.

Based on their previous experience and success in raising capital and loan funds, the Directors are confident, these additional funds can be obtained for an expanded program.

Whilst the events and conditions noted above indicate the existence of a material uncertainty related to going concern, the Directors are confident that they will be able to secure the additional funds if required, and that the going concern basis of preparation for the financial report is appropriate. If for any reason the Consolidated entity is unable to continue as a going concern, it would impact on the Consolidated entity's ability to realise assets at their recognised values and to extinguish liabilities in the normal course of business at the amounts stated in the consolidated financial statements.

The financial report does not include any adjustments relating to the amounts or classification of recorded assets or liabilities that might be necessary if the Consolidated entity does not continue as a going concern.

vi. Parent entity information

In accordance with the Corporations Act 2001, these financial statements present the results of the Consolidated entity only. Supplementary information about the parent entity is disclosed in note 22.

vii. Principles of consolidation

The consolidated financial statements incorporate all of the assets, liabilities and results of the parent (Lake Resources NL) and all of the subsidiaries. Subsidiaries are entities the parent controls. The parent controls an entity when it is exposed to, or has rights to, variable returns from its involvement with the entity and has the ability to affect those returns through its power over the entity. A list of subsidiaries is provided in note 23.

The assets, liabilities and results of all subsidiaries are fully consolidated into the financial statements of the Consolidated entity from the date on which control is obtained by the Consolidated entity. The consolidation of a subsidiary is discontinued from the date that control ceases. Intercompany transactions, balances and unrealised gains or losses on transactions between consolidated entities are fully eliminated on consolidation. Accounting policies of subsidiaries have

For personal use only

been changed and adjustments made where necessary to ensure uniformity of the accounting policies adopted by the Consolidated entity.

viii. Operating segments

Operating segments are presented using the 'management approach', where the information presented is on the same basis as the internal reports provided to the Chief Operating Decision Makers ('CODM'). The CODM is responsible for the allocation of resources to operating segments and assessing their performance.

ix. Foreign currency translation

The consolidated financial statements are presented in Australian dollars.

The functional currency of each of the entities in the Consolidated entity is measured using the currency of the primary economic environment in which the entity operates. The Consolidated entity's financial statements are presented in Australian dollars which is the functional and presentation currency of Lake Resources N.L. (the parent and reporting entity).

Transactions and balances

Foreign currency transactions are translated into functional currency using the exchange rates prevailing at the date of the transaction. Foreign currency monetary items are translated at the year-end exchange rate. Non-monetary items measured at historical cost continue to be carried at the exchange rate at the date of the transaction. Non-monetary items measured at fair value are reported at the exchange rate at the date when fair values were determined.

Exchange differences arising on the translation of monetary items are recognised in the statement of comprehensive income, except where deferred in equity as a qualifying cash flow or net investment hedge.

Exchange differences arising on the translation of non-monetary items are recognised directly in equity to the extent that the gain or loss is directly recognised in equity, otherwise the exchange difference is recognised in the statement of comprehensive.

Foreign operations

The functional currency of the Consolidated entity's foreign operations in Argentina is US Dollars (USD). From 1 July 2018, Argentina was declared a hyperinflationary economy due to the significant devaluation of the Argentine Peso (ARS). However, as the functional currency of the Argentine subsidiaries is USD, there was no material impact arising from the hyperinflationary effects of the ARS to the Consolidated entity's consolidated financial report.

The assets and liabilities of foreign operations are translated into Australian dollars (the presentation currency) using the exchange rates at the reporting date. The revenues and expenses of foreign operations are translated into Australian dollars using the average exchange rates, which approximate the rates at the dates of the transactions, for the period. All resulting foreign exchange differences are recognised in other comprehensive income through the foreign currency reserve in equity.

The foreign currency reserve is recognised in profit or loss when the foreign operation or net investment is disposed of.

x. Financial Instruments

Investments and other financial assets are initially measured at fair value. Transaction costs are included as part of the initial measurement, except for financial assets at fair value through profit or loss. Such assets are subsequently measured at either amortised cost or fair value depending on their classification. Classification is determined based on both the business model within which such assets are held and the contractual cash flow characteristics of the financial asset unless, an accounting mismatch is being avoided.

Loans and receivables

Loans and receivables are non-derivative financial assets with fixed or determinable payments that

For personal use only

are not quoted in an active market. They are carried at amortised cost using the effective interest rate method. Gains and losses are recognised in profit or loss when the asset is derecognised or impaired.

Financial assets at amortised cost

Loans and receivables are non-derivative financial assets with fixed or determinable payments that are not quoted in an active market. They are carried at amortised cost using the effective interest rate method. Gains and losses are recognised in profit or loss when the asset is derecognised or impaired.

Financial assets at fair value through profit and loss

Financial assets not measured at amortised cost or at fair value through other comprehensive income are classified as financial assets at fair value through profit or loss. Typically, such financial assets will be either: (i) held for trading, where they are acquired for the purpose of selling in the short-term with an intention of making a profit, or a derivative; or (ii) designated as such upon initial recognition where permitted. Fair value movements are recognised in profit or loss.

Financial assets at fair value through comprehensive income

Financial assets at fair value through other comprehensive income include equity investments which the Consolidated entity intends to hold for the foreseeable future and has irrevocably elected to classify them as such upon initial recognition.

Impairment of financial assets

The Consolidated entity recognises a loss allowance for expected credit losses on financial assets which are either measured at amortised cost or fair value through other comprehensive income. The measurement of the loss allowance depends upon the Consolidated entity's assessment at the end of each reporting period as to whether the financial instrument's credit risk has increased significantly since initial recognition, based on reasonable and supportable information that is available, without undue cost or effort to obtain.

Where there has not been a significant increase in exposure to credit risk since initial recognition, a 12-month expected credit loss allowance is estimated. This represents a portion of the asset's lifetime expected credit losses that is attributable to a default event that is possible within the next 12 months. Where a financial asset has become credit impaired or where it is determined that credit risk has increased significantly, the loss allowance is based on the asset's lifetime expected credit losses. The amount of expected credit loss recognised is measured on the basis of the probability weighted present value of anticipated cash shortfalls over the life of the instrument discounted at the original effective interest rate.

For financial assets measured at fair value through other comprehensive income, the loss allowance is recognised within other comprehensive income. In all other cases, the loss allowance is recognised in profit or loss

Financial assets at fair value through comprehensive income

Financial assets at fair value through other comprehensive income include equity investments which the Consolidated entity intends to hold for the foreseeable future and has irrevocably elected to classify them as such upon initial recognition.

Impairment of financial assets

The Consolidated entity recognises a loss allowance for expected credit losses on financial assets which are either measured at amortised cost or fair value through other comprehensive income. The measurement of the loss allowance depends upon the Consolidated entity's assessment at the end of each reporting period as to whether the financial instrument's credit risk has increased significantly since initial recognition, based on reasonable and supportable information that is available, without undue cost or effort to obtain.

Where there has not been a significant increase in exposure to credit risk since initial recognition, a 12-month expected credit loss allowance is estimated. This represents a portion of the asset's lifetime

For personal use only

expected credit losses that is attributable to a default event that is possible within the next 12 months. Where a financial asset has become credit impaired or where it is determined that credit risk has increased significantly, the loss allowance is based on the asset's lifetime expected credit losses. The amount of expected credit loss recognised is measured on the basis of the probability weighted present value of anticipated cash shortfalls over the life of the instrument discounted at the original effective interest rate.

For financial assets measured at fair value through other comprehensive income, the loss allowance is recognised within other comprehensive income. In all other cases, the loss allowance is recognised in profit or loss.

xi. Income tax

The income tax expense (income) for the year comprises current income tax expense (income) and deferred tax expense (income).

Current income tax expense charged to the profit or loss is the tax payable on taxable income. Current tax liabilities/(assets) are measured at the amounts expected to be paid to/(recovered from) the relevant tax authority.

Deferred income tax expense reflects movements in deferred tax asset and deferred tax liability balances during the year as well unused tax losses.

Current and deferred income tax expense (income) is charged or credited outside profit or loss when the tax relates to items that are recognised outside profit or loss.

Deferred tax assets and liabilities are calculated at the rates that are expected to apply to the period when the asset is realised or the liability is settled and their measurement also reflects the manner in which management expects to recover or settle the carrying amount of the related asset or liability.

Deferred tax assets relating to temporary differences and unused tax losses are recognised only to the extent that it is probable that future taxable profit will be available against which the benefits of the deferred tax asset can be utilised.

Where temporary differences exist in relation to investments in subsidiaries, branches, associates, and joint ventures, deferred tax assets and liabilities are not recognised where the timing of the reversal of the temporary difference can be controlled and it is not probable that the reversal will occur in the foreseeable future.

Current tax assets and liabilities are offset where a legally enforceable right of set-off exists and it is intended that net settlement or simultaneous realisation and settlement of the respective asset and liability will occur. Deferred tax assets and liabilities are offset where a legally enforceable right of set-off exists, the deferred tax assets and liabilities relate to income taxes levied by the same taxation authority on either the same taxable entity or different taxable entities where it is intended that net settlement or simultaneous realisation and settlement of the respective asset and liability will occur in future periods in which significant amounts of deferred tax assets or liabilities are expected to be recovered or settled.

xii. Current and non-current classification

Assets and liabilities are presented in the statement of financial position based on current and non-current classification.

An asset is classified as current when: it is either expected to be realised or intended to be sold or consumed in the Consolidated entity's normal operating cycle; it is held primarily for the purpose of trading; it is expected to be realised within 12 months after the reporting period; or the asset is cash or cash equivalent unless restricted from being exchanged or used to settle a liability for at least 12 months after the reporting period. All other assets are classified as non-current.

A liability is classified as current when: it is either expected to be settled in the Consolidated entity's normal operating cycle; it is held primarily for the purpose of trading; it is due to be settled within 12 months after the reporting period; or there is no unconditional right to defer the settlement of the liability

For personal use only

for at least 12 months after the reporting period. All other liabilities are classified as non-current.

Deferred tax assets and liabilities are always classified as non-current.

xiii. Cash and cash equivalents

Cash and cash equivalents include cash on hand, deposits held at call with banks, other short-term highly liquid investments with original maturities of three months or less.

xiv. Trade and other receivables

Other receivables are recognised at amortised cost, less any allowance for expected credit losses.

xv. Interest in joint arrangements

Joint arrangements represent the contractual sharing of control between parties in a business venture where unanimous decisions about relevant activities are required.

Separate joint venture entities providing joint venturers with an interest in net assets are classified as a joint venture and accounted for using the equity method of accounting, whereby the investment is initially recognised at cost and adjusted thereafter for the post-acquisition change in the Consolidated entity's share of net assets of the joint venture.

xvi. Exploration and development expenditure

Exploration, evaluation and development expenditure incurred are capitalised in respect of each identifiable area of interest. These costs are only capitalised to the extent that they are expected to be recovered through the successful development of the area or where activities in the area have not yet reached a stage that permits reasonable assessment of the existence of economically recoverable reserves.

A regular review is undertaken of each area of interest to determine the appropriateness of continuing to capitalise costs in relation to that area of interest.

Costs of site restoration are provided over the life of the project from when exploration commences and are included in the costs of that stage. Site restoration costs include the dismantling and removal of mining plant, equipment and building structures, waste removal, and rehabilitation of the site in accordance with local laws and regulations and clauses of the permits. Such costs have been determined using estimates of future costs, current legal requirements and technology on an undiscounted basis.

Any changes in the estimates for the costs are accounted on a prospective basis. In determining the costs of site restoration, there is uncertainty regarding the nature and extent of the restoration due to community expectations and future legislation. Accordingly, the costs have been determined on the basis that the restoration will be completed within one year of abandoning the site.

xvii. Impairment of assets

At each reporting date, the Consolidated entity assesses whether there is any indication that an set may be impaired. The assessment will include the consideration of external and internal sources of information. If such an indication exists, an impairment test is carried out on the asset by comparing the recoverable amount of the asset, being the higher of the asset's fair value less costs to sell and value in use, to the assets carrying amount. Any excess of the asset's carrying amount over its recoverable amount is recognised immediately in profit or loss, unless the asset is carried at a revalued amount in accordance with another Standard (eg in accordance with the revaluation model in AASB 116: Property, Plant and Equipment). Any impairment loss of a revalued asset is treated as a revaluation decrease in accordance with that other Standard.

Where it is not possible to estimate the recoverable amount of an individual asset, the Consolidated entity estimates the recoverable amount of the cash-generating unit to which the asset belongs.

xviii. Trade and other payables

These amounts represent liabilities for goods and services provided to the Consolidated entity prior to

For personal use only

the end of the financial year and which are unpaid. Due to their short-term nature they are measured at amortised cost and are not discounted. The amounts are unsecured and are usually paid within 30 days of recognition.

xix. Borrowings

Loans and borrowings are initially recognised at the fair value of the consideration received, net of transaction costs. They are subsequently measured at amortised cost using the effective interest method.

Where there is an unconditional right to defer settlement of the liability for at least 12 months after the reporting date, the loans or borrowings are classified as non-current.

xx. Finance costs

Finance costs attributable to qualifying assets are capitalised as part of the asset. All other finance costs are expensed in the period in which they are incurred.

xxi. Employee benefits

Short-term employee benefits

Liabilities for wages and salaries, including non-monetary benefits, annual leave and long service leave expected to be settled wholly within 12 months of the reporting date are measured at the amounts expected to be paid when the liabilities are settled.

Defined contribution superannuation expense

Contributions to defined contribution superannuation plans are expensed in the period in which they are incurred.

Share-based payments

Equity-settled and cash-settled share-based compensation benefits are provided to employees.

Equity-settled transactions are awards of shares, or options over shares, that are provided to employees in exchange for the rendering of services. Cash-settled transactions are awards of cash for the exchange of services, where the amount of cash is determined by reference to the share price.

The cost of equity-settled transactions are measured at fair value on grant date. Fair value is determined using either the Binomial or Black-Scholes option pricing model that takes into account the exercise price, the term of the option, the impact of dilution, the share price at grant date and expected price volatility of the underlying share, the expected dividend yield and the risk free interest rate for the term of the option, together with non-vesting conditions that do not determine whether the Consolidated entity receives the services that entitle the employees to receive payment. No account is taken of any other vesting conditions.

The cost of equity-settled transactions are recognised as an expense with a corresponding increase in equity over the vesting period. The cumulative charge to profit or loss is calculated based on the grant date fair value of the award, the best estimate of the number of awards that are likely to vest and the expired portion of the vesting period. The amount recognised in profit or loss for the period is the cumulative amount calculated at each reporting date less amounts already recognised in previous periods.

The cost of cash-settled transactions is initially, and at each reporting date until vested, determined by applying either the Binomial or Black-Scholes option pricing model, taking into consideration the terms and conditions on which the award was granted. The cumulative charge to profit or loss until settlement of the liability is calculated as follows:

- during the vesting period, the liability at each reporting date is the fair value of the award at that date multiplied by the expired portion of the vesting period.
- from the end of the vesting period until settlement of the award, the liability is the full fair value of the liability at the reporting date.

For personal use only

All changes in the liability are recognised in profit or loss. The ultimate cost of cash-settled transactions is the cash paid to settle the liability.

Market conditions are taken into consideration in determining fair value. Therefore, any awards subject to market conditions are considered to vest irrespective of whether or not that market condition has been met, provided all other conditions are satisfied.

If equity-settled awards are modified, as a minimum an expense is recognised as if the modification has not been made. An additional expense is recognised, over the remaining vesting period, for any modification that increases the total fair value of the share-based compensation benefit as at the date of modification.

If the non-vesting condition is within the control of the Consolidated entity or employee, the failure to satisfy the condition is treated as a cancellation. If the condition is not within the control of the Consolidated entity or employee and is not satisfied during the vesting period, any remaining expense for the award is recognised over the remaining vesting period, unless the award is forfeited.

If equity-settled awards are cancelled, it is treated as if it has vested on the date of cancellation, and any remaining expense is recognised immediately. If a new replacement award is substituted for the cancelled award, the cancelled and new award is treated as if they were a modification.

xxii. Fair Value of Assets and Liabilities

The Consolidated entity may measure some of its assets and liabilities at fair value on either a recurring or non-recurring basis after initial recognition, depending in the requirements of the applicable Accounting Standard. Currently though there are no assets or liabilities measured at fair value.

Fair value is the price the Consolidated entity would receive to see an asset or would have to pay to transfer a liability in an orderly (ie unforced) transaction between independent, knowledgeable and willing market participants at the measurement date.

As fair value is a market-based measure, the closest equivalent observable market pricing information is used to determine fair value. Adjustments to market values may be made having regard to the characteristics of the specific asset or liability. The fair values of assets and liabilities that are not traded in an active market are determined using one or more valuation techniques. These valuations techniques maximise, to the extent possible, the use of observable market data.

For non-financial assets, the fair value measurement also takes into account a market participant's ability to use the asset in its highest and best use or to sell it to another market participant that would use the asset in its highest and best use.

xxiii. Provisions

Provisions are recognised when the Consolidated entity has a legal or constructive obligation, as a result of past events, for which it is probable that an outflow of economic benefits will result and that outflow can be reliably measured.

Provisions are measured using the best estimate of the amounts required to settle the obligation at the end of the reporting period.

xxiv. Issued capital

Ordinary shares are classified as equity.

Incremental costs directly attributable to the issue of new shares or options are shown in equity as a deduction, net of tax, from the proceeds.

xxv. Business combinations

The acquisition method of accounting is used to account for business combinations regardless of whether equity instruments or other assets are acquired.

The consideration transferred is the sum of the acquisition-date fair values of the assets transferred, equity instruments issued or liabilities incurred by the acquirer to former owners of the acquiree and the

For personal use only

amount of any non-controlling interest in the acquiree. For each business combination, the non-controlling interest in the acquiree is measured at either fair value or at the proportionate share of the acquiree's identifiable net assets. All acquisition costs are expensed as incurred to profit or loss.

On the acquisition of a business, the Consolidated entity assesses the financial assets acquired and liabilities assumed for appropriate classification and designation in accordance with the contractual terms, economic conditions, the Consolidated entity's operating or accounting policies and other pertinent conditions in existence at the acquisition-date.

Where the business combination is achieved in stages, the Consolidated entity remeasures its previously held equity interest in the acquiree at the acquisition-date fair value and the difference between the fair value and the previous carrying amount is recognised in profit or loss.

Contingent consideration to be transferred by the acquirer is recognised at the acquisition-date fair value. Subsequent changes in the fair value of the contingent consideration classified as an asset or liability is recognised in profit or loss. Contingent consideration classified as equity is not remeasured and its subsequent settlement is accounted for within equity.

The difference between the acquisition-date fair value of assets acquired, liabilities assumed and any non-controlling interest in the acquiree and the fair value of the consideration transferred and the fair value of any pre-existing investment in the acquiree is recognised as goodwill. If the consideration transferred and the pre-existing fair value is less than the fair value of the identifiable net assets acquired, being a bargain purchase to the acquirer, the difference is recognised as a gain directly in profit or loss by the acquirer on the acquisition-date, but only after a reassessment of the identification and measurement of the net assets acquired, the non-controlling interest in the acquiree, if any, the consideration transferred and the acquirer's previously held equity interest in the acquirer.

Business combinations are initially accounted for on a provisional basis. The acquirer retrospectively adjusts the provisional amounts recognised and also recognises additional assets or liabilities during the measurement period, based on new information obtained about the facts and circumstances that existed at the acquisition-date. The measurement period ends on either the earlier of (i) 12 months from the date of the acquisition or (ii) when the acquirer receives all the information possible to determine fair value.

xxvi. Earnings per share

Basic earnings per share

Basic earnings per share is calculated by dividing the profit attributable to the owners of Lake Resources NL, excluding any costs of servicing equity other than ordinary shares, by the weighted average number of ordinary shares outstanding during the financial year, adjusted for bonus elements in ordinary shares issued during the financial year.

Diluted earnings per share

Diluted earnings per share adjusts the figures used in the determination of basic earnings per share to take into account the after income tax effect of interest and other financing costs associated with dilutive potential ordinary shares and the weighted average number of shares assumed to have been issued for no consideration in relation to dilutive potential ordinary shares.

xxvii. Goods and Services Tax ('GST') and other similar taxes

Revenues, expenses and assets are recognised net of the amount of GST, except where the amount of GST incurred is not recoverable from the Australian Tax Office.

Receivables and payables are stated inclusive of the amount of GST receivable or payable. The net amount of GST recoverable from, or payable to, the ATO are presented as operating cash flows included in receipts from customers or payments to suppliers.

Cash flows are presented on a gross basis. The GST components of cash flows arising from investing or financing activities which are recoverable from, or payable to, the ATO are presented as operating cash flows included in receipts from customers or payments to suppliers.

For personal use only

Value Added Tax (VAT) in Argentina is assessable on the sale value of goods and services. To the extent that VAT credits on purchased goods and services cannot be claimed as refunds, the amount is recognised in income tax expense.

xxviii. Equity Settled Compensation

The Consolidated entity makes equity-settled share-based payments to directors, employees and other parties for services provided. The fair value of the equity is measured at grant date and recognised as an asset or as an expense over the vesting period, with a corresponding increase to an equity account. The fair value of shares is ascertained as the market bid price.

xxix. Comparative Figures

When required by Accounting Standards, comparative figures have been adjusted to conform to changes in presentation for the current financial year.

xxx. Prior Period Adjustment

During the year the Consolidated entity identified as part of the accounting and consolidation of its foreign operations in Argentina that the functional currency that reflects the primary economic environment in which those entities operate is US Dollars in accordance with the requirements of AASB 121 *The Effects of Changes in Foreign Exchange Rates.* This determination was as a result of the commencement of significant exploration activities, denominated mainly in US dollars in the foreign operations which commenced from 1 July 2018.

The Consolidated entity therefore determined that its accounting policy relating to Foreign Currency Translation was not applied accurately and resulted in a misstatement arising as a result of foreign exchange movements not being recognised in accordance with the policy which led to an understatement of its Exploration and evaluation expenditure and the foreign currency translation reserve. This misstatement has been corrected as follows:

Impact on Statement of Financial Position

30 June 2018	**As previously reported**	**Adjustments**	**As restated**
	$	**$**	**$**
Exploration and evaluation	4,901,193	167,223	5,068,416
Total assets	**6,729,741**	**167,223**	**6,896,964**
Total liabilities	**224,601**	**-**	**224,601**
Net assets	**6,505,140**	**167,223**	**6,672,363**
Equity			
Reserves	1,757,605	167,223	1,924,828
Total equity	**6,505,140**	**167,223**	**6,672,363**

30 June 2019	**As previously reported**	**Adjustments**	**As restated**
	$	**$**	**$**
Exploration and evaluation	13,312,658	471,214	13,783,872
Total assets	**15,245,623**	**471,214**	**15,716,837**
Total liabilities	**2,803,774**	**-**	**2,803,774**
Net assets	**12,441,849**	**471,214**	**12,913,063**
Equity			
Reserves	1,508,020	471,214	1,979,234
Total equity	**12,441,849**	**471,214**	**12,913,063**

Impact on Statement of Profit or loss and other comprehensive income

30 June 2018	As previously reported	Adjustments	As restated
	$	$	$
Loss after income tax for the year attributable to the owners of Lake Resources N.L.	**(3,540,391)**	**-**	**(3,540,391)**
Other comprehensive income for the year	-	167,223	167,223
Total comprehensive income for the year	**(3,540,391)**	**167,223**	**(3,373,168)**

30 June 2019	As previously reported	Adjustments	As restated
	$	$	$
Loss after income tax for the year attributable to the owners of Lake Resources N.L.	**(3,530,935)**	**-**	**(3,530,935)**
Other comprehensive income for the year	-	303,991	303,991
Total comprehensive income for the year	**(3,530,935)**	**303,991**	**(3,226,944)**

Note 2. Critical accounting judgements, estimates and assumptions

The preparation of the financial statements requires management to make judgements, estimates and assumptions that affect the reported amounts in the financial statements. Management continually evaluates its judgements and estimates in relation to assets, liabilities, contingent liabilities, revenue and expenses. Management bases its judgements, estimates and assumptions on historical experience and on other various factors, including expectations of future events, management believes to be reasonable under the circumstances. The resulting accounting judgements and estimates will seldom equal the related actual results. The judgements estimates and assumptions that have a significant risk of causing a material adjustment to the carrying amounts of assets and liabilities (refer to the respective notes) within the next financial year are discussed below.

Going concern

The most critical accounting estimate/judgment used in preparing the financial statements is the going concern basis - see note 1(v)- “Going Concern” above.

Impact of Covid 19

The impact of Covid 19 on the Consolidated entity’s operation is discussed at note 1(iv) “Impact of Coronavirus” above.

Share-based payment transactions

The Consolidated entity measures the cost of equity-settled transactions with employees by reference to the fair value of the equity instruments at the date at which they are granted. The fair value is determined by using either the Binomial or Black- Scholes model taking into account the terms and conditions upon which the instruments were granted. The accounting estimates and assumptions relating to equity-settled share-based payments would have no impact on the carrying amounts of assets and liabilities within the next annual reporting period but may impact profit or loss and equity.

For personal use only

Note 2. Critical accounting judgements, estimates and assumptions (continued)

Exploration and evaluation costs

Exploration and evaluation costs have been capitalised on the basis that the Consolidated entity will commence commercial production in the future, from which time the costs will be amortised in proportion to the depletion of the mineral resources. Key judgements are applied in considering costs to be capitalised which includes determining expenditures directly related to these activities and allocating overheads between those that are expensed and capitalised. In addition, costs are only capitalised that are expected to be recovered either through successful development or sale of the relevant mining interest. Factors that could impact the future commercial production at the mine include the level of reserves and resources, future technology changes, which could impact the cost of mining, future legal changes and changes in commodity prices. To the extent that capitalised costs are determined not to be recoverable in the future, they will be written off in the period in which this determination is made.

Note 3. Operating segments

Segment Information

The Consolidated entity currently operates entirely in the mineral exploration industry with interests in Argentina (previously Pakistan) and corporate operations in Australia. Accordingly, the information provided to the Board of Directors is prepared using the same measures used in preparing the financial statements.

Geographical information

	Argentina		Australia	
	2020	**2019**	**2020**	**2019**
	$	**$**	**$**	**$**
Income statement				
Expenses	-	-	(4,858,875)	(3,175,009)
Tax	(44,021)	(355,924)	-	-
Loss after income tax expense for the year attributable to the owners of Lake Resources NL	**(44,021)**	**(355,924)**	**(4,858,875)**	**(3,175,009)**
Assets				
Exploration expenditure	17,352,504	13,783,872	-	-
Other assets	-	-	360,884	1,932,930
Total assets	**17,352,504**	**13,783,872**	**360,884**	**1,932,930**
Liabilities	**205,862**	**1,000,562**	**458,274**	**1,803,210**
Net Assets	**17,146,642**	**12,783,310**	**(97,390)**	**129,720**

Notes:

1. *Assets in Pakistan total $35 and have been excluded from the above analysis*
2. *All operating expenses excluding tax in Argentina are incurred in Australia and are detailed in the income statement and accompanying notes.*

For personal use only

For personal use only

Note 4. Expenses

Loss before income tax includes the following specific expenses:

	Consolidated 2020 $	Consolidated 2019 $
Corporate expenses		
Filing fees - ASIC	10,762	10,277
Advertising	32,430	82,185
Audit fees	58,754	34,787
General expenses	-	271,234
Travel expenses	164,388	237,695
Consulting - Director	93,600	95,592
Share registry maintenance	150,371	166,584
Investor relations	838,513	280,239
Total corporate expenses	1,348,818	1,178,593
Consultancy and legal costs		
Consulting and accounting	490,468	634,348
Legal expenses	57,534	175,852
Total consultancy and legal costs	548,002	810,200
Finance costs		
Interest and finance charges paid/payable	465,783	391,046
Net foreign exchange loss		
Net foreign exchange loss	13,887	13,430
Superannuation expense		
Defined contribution superannuation expense	28,995	24,636

Note 5. Income tax expense

Numerical reconciliation of income tax expense and tax at the statutory rate

Loss before income tax expense	(4,858,875)	(3,175,011)
Tax at the statutory tax rate of 27.5%	(1,336,191)	(873,128)
Tax effect amounts which are not deductible/(taxable) in calculating taxable income:		
Share based payments	336,025	239,049
Other non-deductible / (allowable) expenses	4,081	-
	(996,085)	(634,079)
Future income tax benefit of tax losses not brought to account	(996,085)	634,079
Tax expense in relation VAT in Argentina - amount only recoverable when sales generated	44,021	355,924
Income tax expense	**44,021**	**355,924**

For personal use only

Note 5. Income tax expense (continued)

The Consolidated entity has unrecouped, unconfirmed carry forward tax losses of approximately $16.41 million (2019: $13.2 million).

A deferred income tax asset arising from carry forward tax losses will only be recognised to the extent that:

(a) it is probable that the Consolidated entity will derive future assessable income of a nature and of an amount sufficient to enable the benefits from the deductions for the losses to be realised;

(b) the Consolidated entity continues to comply with the conditions for deductibility imposed by the law; and

(c) no changes in tax legislation adversely affect the Consolidated entity in realising the benefit from the losses

Note 6. Current assets - cash and cash equivalents

	Consolidated 2020 $	Consolidated 2019 $
Cash at bank and on hand	55,511	1,725,366

Note 7. Current assets - trade and other receivables

Other receivables	304,841	151,679
Total trade and other receivables	304,841	151,679

Note 8. Current assets - other current assets

	Consolidated 2020 $	Consolidated 2019 $
Prepayments	-	54,687
	-	54,687

Note 9. Non-current assets - investments accounted for using the equity method

Lake Resources NL (the parent) holds a 27.5% interest through its subsidiary in Chagai Resources (Pvt) Ltd, a joint arrangement between the Consolidated entity and two other parties. The principal place of business is Pakistan and the primary purpose is mineral exploration. The exploration licences are in a stage of renewal.

	Consolidated 2020 $	Consolidated 2019 $
Equity accounted investment	35	35

Colt Resources Middle East were to have expended a minimum of US$1.9 million on exploration of the licences by 2018 but access to the areas proved challenging. The Consolidated entity may resume 100% ownership of Chagai Resources if the areas are renewed.

During the year no significant exploration activities were undertaken.

Note 10. Non-current assets - exploration and evaluation

	Consolidated 2020 $	Consolidated 2019 $
Exploration and evaluation assets - at cost	17,352,504	13,783,872
Reconciliations		
Reconciliations of the written down values at the beginning and end of the current and previous financial year are set out below:		
Opening balance at 1 July	13,312,658	4,901,193
Prior period adjustment	471,214	167,223
Restated opening balance at 1 July	13,783,872	5,068,416
Additions - direct exploration costs	3,425,876	8,411,465
Foreign currency movement	142,756	303,991
Balance at 30 June	17,352,504	13,783,872

Exploration and evaluation costs are carried forward in the statement of financial position as detailed in accounting policy note 1. Recoverability of the carrying amount of exploration assets is dependent on the successful exploration of minerals.

Note 11. Current liabilities - trade and other payables

	Consolidated 2020 $	Consolidated 2019 $
Trade payables	557,612	1,099,014
Sundry creditors and accrued expenses	25,415	221,189
Balance at 30 June	583,027	1,320,203

Refer to note 17 for further information on financial instruments.

Note 12. Current liabilities – borrowings

	Consolidated 2020 $	Consolidated 2019 $
Unsecured notes	-	472,504
SBI convertible notes	-	955,575
Total	-	1,428,079

Movements in notes were as follows

2019	Consolidated Notes	Consolidated $
Unsecured Notes		
Issue of notes	9,900,000	990,796
Interest accrued	-	50,796
Redeemed for cash	(1,237,500)	(134,542)
Redeemed for shares	(4,262,500)	(433,750)
	4,400,000	472,504

For personal use only

For personal use only

Note 12. Current liabilities – borrowings (continued)

	Consolidated	
	Notes	$
2019 (continued)		
SBI Convertible Notes		
Issue of notes	1,820,500	1,655,000
Redeemed for shares	(720,500)	(699,425)
Total	1,100,000	955,575
2020		
Unsecured Notes		
Opening balance	4,400,000	472,502
Interest accrued	-	6,903
Redeemed for cash	(4,400,000)	(478,595)
Total	**-**	-
SBI Convertible Notes		
Opening balance	1,100,000	955,575
Issue of notes	1,650,000	1,500,000
Redeemed for shares	(550,000)	(549,764)
Discount and early close out fee	-	523,272
Early close out cash repayment	(1,950,000)	(1,966,762)
Early close out share repayment	(250,000)	(462,321)
Total	**-**	**-**

Unsecured Notes

A summary of the key terms of the Notes are set out below

Denomination: The Notes were issued fully paid with a face value of $0.10 per Note.

Maturity Date: 18 months from the date of issue.

Interest Rate: The Notes attract interest at 15% per annum, payable quarterly in arrears in cash or fully paid ordinary shares issued at 95% VWAP of the shares for the 10 trading day period ending on the relevant interest payment date.

Status and Ranking: The Notes rank equally with all other direct, unsubordinated and unsecured obligations of the Issuer.

Conversion: The Notes convert into fully paid ordinary shares at 80% VWAP of the shares for the 10-trading day period ending on the date of the conversion notice or maturity date.

SBI Convertible notes - early close out

During the period the Consolidated entity entered into a formal agreement with SBI Investments (PR), LLC (“SBI”), for the early close out of the Convertible Securities funding facility, through a combination of both a cash payment and the issue of shares to SBI (which included an equity based fee in consideration for the facility’s early termination). Under the agreement, the Consolidated entity made a cash payment of A$1,966,762 and issued SBI with 11,558,021 ordinary shares on 11 February 2020.

A summary of the key terms of the Notes is set out below:

Denomination: The 1,820,00 Notes (first instalment) and the 1,650,000 Notes (second instalment) were issued fully paid with a face value of $0.909 per Note.

Note 12. Current liabilities – borrowings (continued)

Maturity Date: 18 months from the date of issue of the first investment amount and 12 months from the date of issue of the second investment amount.

Interest Rate: The Consolidated entity authorised the investor to deduct from the first investment amount the interest payable for the initial first investment securities interest period at the rate of 15% per annum, being an amount equal to $248,250 (first year interest amount). The Consolidated entity authorised the investor to deduct from the second investment amount the interest payable for the first three months interest period at the rate of 12% per annum, being an amount equal to $45,000 (first quarter interest amount).

Conversion:

a) The number of shares to which the Investor is entitled upon conversion of the relevant convertible security is determined by the following formula:

Number of shares = ARA / Conversion Price, where:

ARA: means the aggregate of the repayment amount of the Convertible Security being converted by the Investor, plus any accrued (but unpaid) interest which is due and payable on the Conversion Date.

Conversion Price: means the Conversion Price (as defined) per Convertible Security, which may be subsequently adjusted under this clause.

b) Where the number of shares to be issued to the Investor under this clause (above) includes a fraction, that fraction will be rounded to the nearest whole number.

Note 13. Current liabilities - employee benefits

	Consolidated	
	2020	2019
	$	$
Annual leave	81,108	55,492

Note 14. Equity - issued capital

	Consolidated			
	2020	2019	2020	2019
	Shares	Shares	$	$
Ordinary shares - fully paid	**671,461,957**	**472,296,192**	**35,433,060**	**27,758,605**
Ordinary shares comprise:				
Ordinary share capital	656,461,957	457,296,192	35,433,060	27,758,605
Treasury shares	15,000,000	15,000,000	-	-
	671,461,957	**472,296,192**	**35,433,060**	**27,758,605**

For personal use only

Note 14. Equity - issued capital (continued)

a) Movements in share capital:

Ordinary share capital

Details	Date	Ordinary shares	$
2019			
Opening balance	01-Jul-18	305,683,867	18,342,102
Issue of shares - CPA with Acuity Capital *	02-Aug-18	15,000,000	-
Transferred to treasury shares	02-Aug-18	(15,000,000)	-
Issue of shares - exercise of listed options	20-Aug-18	504,000	50,400
Issue of shares - exercise of listed options	23-Aug-18	2,575,869	257,587
Issue of shares - exercise of listed options	24-Aug-18	65,235	6,524
Issue of shares - exercise of listed options	27-Aug-18	4,770,679	477,068
Issue of shares - Petra Energy **	13-Sep-18	19,000,000	1,767,000
Issue of shares - exercise of listed options	25-Sep-18	10,124,131	584,785
Issue of shares - conversion of performance rights	10-Oct-18	2,500,000	137,500
Issue of shares - exercise of unlisted options	30-Nov-18	5,420,085	271,004
Issue of shares - exercise of unlisted options	17-Dec-18	497,917	24,896
Issue of shares - Exercise of convertible notes	11-Mar-19	835,020	41,250
Issue of shares - Placement	11-Apr-19	21,350,000	1,067,480
Issue of shares - Exercise of convertible notes SBI Agreement	06-May-19	1,149,425	49,425
Issue of shares - Exercise of convertible notes and bonus of options	24-May-19	2,611,174	107,381
Issue of shares - Exercise of convertible notes and bonus of options	05-Jun-19	11,198,584	457,240
Issue of shares - Placement and Exercise of bonus options	13-Jun-19	38,245,614	3,020,042
Issue of shares - Exercise of convertible notes and bonus of options	17-Jun-19	24,245,917	978,319
Issue of shares - Placement and Exercise of bonus options	24-Jun-19	6,518,675	254,953
Capital raising costs - cash		-	(136,351)
Balance 30 June 2019		**457,296,192**	**27,758,605**

** These shares were entered under a Controlled Placement Agreement with Acuity Capital*
*** Refer to note 14(b) for further details*

For personal use only

Note 14. Equity - issued capital (continued)

a) Movements in share capital (continued)

Details	Date	Ordinary shares	$
2020			
Opening balance	01-Jul-19	457,296,192	27,758,605
Issue of shares - exercise of unlisted options	2-Jul-19	39,998	1,600
Issue of shares - exercise of unlisted options	3-Jul-19	3,571	143
Issue of shares - Exercise of convertible notes SBI Agreement	16-Jul-19	5,898,214	349,764
Issue of shares - Placement	6-Sep-19	45,319,508	2,039,378
Issue of shares - Exercise of convertible notes SBI Agreement	11-Oct-19	2,757,100	100,000
Issue of shares - Exercise of convertible notes SBI Agreement	18-Nov-19	3,217,503	100,000
Issue of shares - redemption of SBI convertible notes	11-Feb-20	11,558,021	462,321
Issue of shares - Placement	14-Feb-20	36,521,850	1,460,874
Issue of shares - Placement	27-Feb-20	47,875,000	1,915,000
Issue of shares - Placement	13-Mar-20	7,000,000	280,000
Issue of shares - Share Purchase Plan	07-Apr-20	38,975,000	1,559,000
Refund of application for exercise of unlisted options received prior year		-	(6,299)
Capital raising costs		-	(587,326)
Balance 30 June 2020		**656,461,957**	**35,433,060**

b) Share based payment transactions in share capital movements

Issues of share capital during the year included the equity-settled share-based payment transactions for the payment for fees and of services as detailed in Note 27.

c) *Treasury shares*

Details	Date	Treasury shares	$
2019			
Opening balance		-	-
Transfer from ordinary share capital	02-Aug-18*	15,000,000	-
Closing balance		15,000,000	-
2020			
Opening balance		15,000,000	-
Movement		-	-
Closing balance		15,000,000	-

** These shares were entered under a Controlled Placement Agreement with Acuity Capital.*

For personal use only

Note 14. Equity - issued capital (continued)

d) Performance rights

The valuations of the performance rights are recognised in performance rights reserve (note 15)

Details	Date	Performance Rights	$
2020			
Opening balance		-	
Performance rights granted pursuant to shareholder approval	15-Aug-19	15,000,000	345,000
Conversion to share capital		-	-
Closing balance		15,000,000	345,000

e) Options

The valuations of the options are recognised in options reserve (refer note 15). All options are vested and exercisable at the end of the year.

Movements in options were as follows

Details	Date	Options	$
2019			
Opening balance		82,809,161	1,615,108
Exercise of listed options	20-Aug-18	(504,000)	-
Exercise of listed options	23-Aug-18	(2,575,869)	-
Exercise of listed options	24-Aug-18	(65,235)	-
Exercise of listed options	27-Aug-18	(4,770,679)	-
Expiry of options	27-Aug-18	(1,160,086)	(51,155)
Exercise of listed options	25-Sep-18	(10,124,131)	-
Exercise of options C	30-Nov-18	(5,420,085)	(249,571)
Expiry of options	30-Nov-18	(322,409)	-
Expiry of options	15-Dec-18	(42,816,667)	-
Exercise of options D	17-Dec-18	(497,917)	-
Issue of unlisted options	08-Mar-19	5,555,000	188,641
Issue of bonus of options	12-Apr-19	52,045,081	-
Exercise of bonus options	24-May-19	(1,453,767)	-
Exercise of bonus options	05-Jun-19	(5,250,452)	-
Exercise of bonus options	13-Jun-19	(8,469,169)	-
Exercise of bonus options	17-Jun-16	(15,918,532)	-
Exercise of bonus options	24-Jun-19	(6,459,275)	-
Exercise of bonus options	24-Jun-19	(14,493,886)	-
Closing balance 2019		**20,107,083**	**1,503,023**
2020			
Opening balance	01-Jul-19	20,107,083	1,503,023
Exercise of unlisted options	03-Jul-19	(43,569)	-
Options granted to Directors	15-Aug-19	15,000,000	485,851
Issue of listed options	19-Aug-19	52,512,693	-
Options granted to SBI	18-Oct-19	18,300,000	391,058
Expiry of unlisted options	21-Oct-19	(5,008,514)	-
Closing balance 2020		**100,867,693**	**2,379,932**

For personal use only

Note 14. Equity - issued capital (continued)

Ordinary shares

Ordinary shares entitle the holder to participate in dividends and the proceeds on the winding up of the Consolidated entity in proportion to the number of and amounts paid on the shares held. The fully paid ordinary shares have no par value and the Consolidated entity does not have a limited amount of authorised capital.

On a show of hands every member present at a meeting in person or by proxy shall have one vote and upon a poll each share shall have one vote.

Share buy-back

There is no current on-market share buy-back.

Capital risk management

Exploration companies such as Lake Resources NL are funded primarily by share capital. The Consolidated entity's capital comprises share capital supported by financial assets and financial liabilities.

Management controls the capital of the Consolidated entity to ensure it can fund its operations and continue as a going concern. Capital management policy is to fund exploration activities by way of equity. No dividend will be paid whilst the Consolidated entity is in its exploration stage. There are no externally imposed capital requirements.

Note 15. Equity - reserves

	Consolidated	
	2020	2019
	$	$
Capital profits reserve	4,997	4,997
Options reserve	2,379,932	1,503,023
Performance rights reserve	345,000	-
Foreign currency translation reserve	613,970	471,214
Total equity reserves	**3,343,899**	**1,979,234**

a) *Capital profits reserve*

The capital profits reserve records non-taxable profits on sale of investments

b) *Option reserve*

The option reserve is to recognise the fair value of options issued for share based payment to employees and service providers in relation to the supply of goods or services.

c) *Performance rights reserve*

The performance rights reserve is to recognise the fair value of performance rights issued to employees and vendors in relation to the supply of goods or services.

d) *Foreign currency translation reserve*

The foreign currency translation reserve recognises exchange differences arising from the translation of the financial statements of foreign operations to Australian dollars.

e) *Movements in reserves*

Movements in each class of reserve during the current and previous financial year are set out below:

For personal use only

Note 15. Equity – reserves (continued)

	Capital profit reserve	Option reserve	Performance rights reserve	Foreign currency translation reserve	Total
	$	$	$	$	$
Balance at 30 June 2018	4,997	1,615,108	137,500	167,223	1,924,828
Share-based payments - issued to brokers in relation to capital raising	-	188,641	-	-	188,641
Conversion of performance rights to issued capital	-	-	(137,500)	-	(137,500)
Transfer from option reserve to accumulated losses on broker options expired /exercised	-	(300,726)	-	-	(300,726)
Translation of foreign operations	-	-	-	303,991	303,991
Balance at 30 June 2019	**4,997**	**1,503,023**	**-**	**471,214**	**1,979,234**
Balance at 30 June 2019	4,997	1,503,023	-	471,214	1,979,234
Share-based payments - issued to lenders	-	391,058	-	-	391,058
Share-based payments - Director options	-	485,851	-	-	485,851
Share-based payments - Director performance rights	-	-	345,000	-	345,000
Translation of foreign operations	-	-	-	142,756	142,756
Balance at 30 June 2020	**4,997**	**2,379,932**	**345,000**	**613,970**	**3,343,899**

Note 16. Equity - accumulated losses

	Consolidated 2020 $	Consolidated 2019 $
Accumulated losses at the beginning of the financial year	(16,824,776)	(13,594,567)
Loss after income tax expense for the year	(4,902,896)	(3,530,935)
Transfer from options reserve	-	300,726
Accumulated losses at the end of the financial year	**(21,727,672)**	**(16,824,776)**

Note 17. Equity - dividends

There were no dividends paid, recommended or declared during the current or previous financial year.

Note 18. Financial Instruments

Financial risk management objectives

The Consolidated entity's activities expose it to a variety of financial risks: market risk (including foreign currency risk, price risk and interest rate risk), credit risk and liquidity risk. The Consolidated entity's overall risk management program focuses on the unpredictability of financial markets and seeks to minimise potential adverse effects on the financial performance of the Consolidated entity. The Consolidated entity uses different methods to measure different types of risk to which it is exposed.

Risk management is carried out by the Board of Directors ('the Board'). These policies include identification and analysis of the risk exposure of the Consolidated entity and appropriate procedures, controls and risk limits.

For personal use only

Note 18. Financial Instruments (continued)

Foreign currency risk

The Consolidated entity undertakes certain transactions denominated in foreign currency and is exposed to foreign currency risk through foreign exchange rate fluctuations.

Foreign exchange risk arises from future commercial transactions and recognised financial assets and financial liabilities denominated in a currency that is not the entity's functional currency.

In order to protect against adverse exchange rate movements, the Consolidated entity has set up foreign bank accounts in USD and ARS which are used to fund its exploration activities in Argentina.

The carrying amount of the Consolidated entity's foreign currency denominated financial assets at the reporting date were as follows, expressed in AUD

	Assets		Liabilities	
	2020 $	2019 $	2020 $	2019 $
US dollars	4,165	48,521	42,288	272,445
Euros	-	-	-	450
Pound Sterling	-	-	53,723	2,900
Canadian dollars	-	-	-	6,000
Argentinian pesos	192	30,642	205,862	636,179
Total	**4,357**	**79,163**	**301,873**	**917,179**

A sensitivity analysis of the movement in exchange rate (based on the closing balance of the asset) is presented below:

Consolidated 2020	**AUD strengthen by 1%**		**AUD weaken by 1%**	
	Impact on		**Impact on**	
	Profit before tax	**Equity**	**Profit before tax**	**Equity**
USD assets	42	-	(42)	-
USD liabilities	(423)	-	423	-
EUR liabilities	-	-	-	-
GBP liabilities	(537)	-	537	-
CAD liabilities	-	-	-	-
ARS liabilities	(2,059)	-	2,059	-
ARS assets	2	-	(3)	
	(2,975)	**-**	**2,975**	**-**
Consolidated 2019				
USD assets	808	-	(808)	-
USD liabilities	(3,840)	-	3,840	-
EUR liabilities	(7)	-	7	-
GBP liabilities	(52)	-	52	-
CAD liabilities	(65)	-	65	-
ARS liabilities	(6,292)	-	6,292	-
ARS assets	816	-	(816)	-
	(8,632)	**-**	**8,632**	**-**

Price risk

The Consolidated entity is not exposed to any significant price risk.

For personal use only

Note 18. Financial Instruments (continued)

Interest rate risk

Currently the Consolidated entity does not have any external borrowings subject to variable rates and therefore has minimal interest rate risk.

Credit risk

The Consolidated entity has adopted a lifetime expected loss allowance in estimating expected credit losses to trade receivables through the use of a provisions matrix using fixed rates of credit loss provisioning. These provisions are considered representative across all customers of the Consolidated entity based on recent sales experience, historical collection rates and forward-looking information that is available.

Generally, trade receivables are written off when there is no reasonable expectation of recovery. Indicators of this include the failure of a debtor to engage in a repayment plan, no active enforcement activity and a failure to make contractual payments for a period greater than 1 year.

The Consolidated entity deemed its credit risk to be minimal as its financial assets are mainly cash held at financial institutions

Liquidity risk

Vigilant liquidity risk management requires the Consolidated entity to maintain sufficient liquid assets (mainly cash and cash equivalents) and available borrowing facilities to be able to pay debts as and when they become due and payable.

The Consolidated entity manages liquidity risk by maintaining adequate cash reserves and available borrowing facilities by continuously monitoring actual and forecast cash flows and matching the maturity profiles of financial assets and liabilities. The Consolidated entity only deposit its cash and cash equivalent with the major banks in Australia

Remaining contractual maturities

The following tables detail the Consolidated entity's remaining contractual maturity for its financial instrument liabilities. The tables have been drawn up based on the undiscounted cash flows of financial liabilities based on the earliest date on which the financial liabilities are required to be paid. The tables include both interest and principal cash flows disclosed as remaining contractual maturities and therefore these totals may differ from their carrying amount in the statement of financial position.

Consolidated - 2020	Weighted average interest rate %	<1 year $	1 - 2 years $	2 - 5 years $	> 5 years $	Remaining contractual maturities $
Non-derivatives						
Non-interest bearing						
Cash and cash equivalent	-	55,511	-	-	-	55,511
Other payables	-	(664,135)	-	-	-	(664,135)
Other loans	-	-	-	-	-	-
Total non-derivatives	-	**(608,624)**	**-**	**-**	**-**	**(608,624)**

For personal use only

For personal use only

Note 18. Financial Instruments (continued)

Consolidated - 2019	Weighted average interest rate	<1 year	1 - 2 years	2 - 5 years	> 5 years	Remaining contractual maturities
Non-derivatives						
Non-interest bearing						
Cash and cash equivalent	-	1,725,366	-	-	-	1,725,366
Other payables	-	(1,375,696)	-	-	-	(1,375,696)
Other loans	-	(1,428,079)	-	-	-	(1,428,079)
Total non-derivatives	-	**(1,078,409)**	**-**	**-**	**-**	**(1,078,409)**

Remaining contractual maturities (continued)

The cash flows in the maturity analysis above are not expected to occur significantly earlier than contractually disclosed above.

Fair value of financial instruments

Unless otherwise stated, the carrying amounts of financial instruments reflect their fair value

Note 19. Key management personnel disclosures

Directors

The following persons were KMP of Lake Resources NL during the financial year:

S. Crow (Non-Executive Chairman)
S. Promnitz (Managing Director)
N. Lindsay (Non-Executive Director)
R. Trzebski (Non-Executive Director) – appointed 10 December 2019
G. Gill (CFO and joint Company Secretary) – appointed 15 October 2019

Compensation

The aggregate compensation made to directors and other members of key management personnel of the Consolidated entity is set out below

	Consolidated	
	2020	2019
	$	$
Short term benefits	662,029	557,060
Post-employment benefits	24,530	21,130
Share-based payments	830,851	-
Total	**1,517,410**	**578,190**

Note 20. Remuneration of auditors

During the financial year the following fees were paid or payable for services provided by Stanley & Williamson, the auditor of the Consolidated entity

	Consolidated	
	2020	2019
	$	$
Audit Services - Stanley & Williamson		
Audit or review of the financial statements	43,100	29,000

Note 21. Related party transactions

Parent entity

Lake Resources NL is the parent entity.

Subsidiaries

Interests in subsidiaries are set out in note 22.

Key management personnel

Disclosures relating to key management personnel are set out in note 18 and the remuneration report included in the directors' report.

Transactions with related parties

The following transactions occurred with related parties:

	Consolidated	
	2020	2019
	$	$
Payment for goods and services		
Consultancy services provided by companies associated with Mr Stuart Crow (Director)	93,600	146,000
Consultancy services provided by a Consolidated entity associated with Dr Nicholas Lindsay (Director)	52,350	-
	145,950	**146,000**
(Receivable from) and payable to related parties		
Consultancy services and directors' fees provided by a Consolidated entity associated with Mr Stuart Crow	30,433	-
Consultancy services provided by a Consolidated entity associated with Dr Nicholas Lindsay (Director)	12,650	-
Net advances to Mr Stephen Promnitz	(72,038)	(31,275)
	(28,955)	**(31,275)**

Terms and conditions

All transactions were made on normal commercial terms and conditions and at market rates.

For personal use only

Note 22. Parent entity information

Set out below is the supplementary information about the parent entity.

Statement of profit or loss and other comprehensive income

	Parent 2020 $	Parent 2019 $
Loss after income tax	(4,771,463)	(2,820,935)
Total comprehensive income	(4,628,707)	(2,516,944)

Statement of financial position:	Parent 2020 $	Parent 2019 $
Total current assets	280,768	1,839,422
Total assets	18,817,694	16,009,518
Total current liabilities	458,273	1,774,998
Total liabilities	458,273	1,774,998
Equity		
Issued capital	35,433,060	27,758,605
Capital profits reserve	4,997	4,997
Options reserve	2,379,932	1,503,023
Performance rights reserve	345,000	-
Accumulated losses	(19,803,568)	(15,032,105)
Total equity	**18,359,421**	**14,234,520**

Guarantees entered into by the parent entity in relation to the debts of its subsidiaries

The parent entity had no guarantees in relation to the debts of its subsidiaries as at 30 June 2020 and 30 June 2019.

Contingent liabilities

The parent entity had no contingent liability as at 30 June 2020 and 30 June 2019.

Capital commitments - Property, plant and equipment

The parent entity had no capital commitments for property, plant and equipment as at 30 June 2020 and 30 June 2019.

Significant accounting policies

The accounting policies of the parent entity are consistent with those of the Consolidated entity, as disclosed in note 1, except for the following

- Investments in subsidiaries are accounted for at cost, less any impairment, in the parent entity.
- Investments in associates are accounted for at cost, less any impairment, in the parent entity.
- Dividends received from subsidiaries are recognised as other income by the parent entity and its receipt may be an indicator of an impairment of the investment.

For personal use only

Note 23. Interests in subsidiaries

The consolidated financial statements incorporate the assets, liabilities and results of the following subsidiaries in accordance with the accounting policy described in note 1:

Name	Principal place of business / Country of incorporation	Ownership Interest	
		2020 %	2019 %
Lake Mining Pakistan (Pvt) Limited *	Pakistan	100%	100%
LithNRG Pty Ltd	Australia	100%	100%
Minerales Australes SA **	Argentina	100%	100%
Morena del Valle Minerals SA **	Argentina	100%	100%
Lake Resources CRN Pty Ltd ***	Australia	100%	100%
Petra Energy SA	Argentina	100%	100%

* The subsidiary was incorporated on 4 December 2014. The subsidiary has share capital consisting solely of ordinary shares which are held directly by the Consolidated entity. The proportion of ownership interests held equals the voting rights held by the Consolidated entity. The subsidiary's principal place of business is also its country of incorporation.

** Interest is held through LithNRG Pty Ltd.

*** Entity created solely as the holder of the Consolidated entity issued Convertible Notes in December 2018, and since then, all Notes have been repaid. The entity is dormant at present.

Note 24. Events after the reporting period

Subsequent to the end of the financial year, the Consolidated entity raised a further $3.95 million before costs, conducted through an oversubscribed and partially underwritten private placement of 85,666,667 shares at an offer price of $0.03 to raise $2.57 million before costs and through a Controlled Placement Agreement, an issue of 15 million shares at $0.033 per share for $495,000 and an issue of 15 million shares at $0.06 per ordinary share to raise $900,000. A $200,000 short term loan taken out after year end was retired with interest in September 2020 so that no loans are outstanding.

No other matter or circumstance has arisen since 30 June 2020 that has significantly affected, or may significantly affect the Consolidated entity's operations, the results of those operations, or the Consolidated entity's state of affairs in future financial years.

Note 25. Reconciliation of loss after income tax to net cash used in operating activities

	Consolidated	
	2020 $	2019 $
Loss after income tax expense for the year	(4,902,896)	(3,530,935)
Adjustments for:		
Depreciation and amortisation	881	667
Share-based payments	1,850,492	239,049
Financing expenses	465,783	-
Tax expense for VAT not recoverable	44,021	355,924
Change in operating assets and liabilities:		
Increase in trade and other receivables	(50,669)	-
Increase in other current assets	54,687	(5,814)
Increase/(decrease) in trade and other payables	49,403	(241,477)
Net cash used in operating activities	**(2,488,298)**	**(3,182,586)**

For personal use only

Note 26. Earnings per share

	Consolidated 2020 $	Consolidated 2019 $
Loss after income tax attributable to the owners of Lake Resources NL	(4,902,896)	(3,530,935)
	Number	**Number**
Weighted average number of ordinary shares used in calculating basic earnings per share	564,279,901	363,393,218
Weighted average number of ordinary shares used in calculating diluted earnings per share	564,279,901	363,393,218
	Cents	**Cents**
Basic earnings per share	(0.87)	(0.97)
Diluted earnings per share	(0.87)	(0.97)

Performance rights which are vested but not issued and options over ordinary shares are considered potential ordinary shares. For the year ended 30 June 2020, their conversion to ordinary shares would have had the effect of reducing the loss per share from continuing operations. Accordingly, the performance rights and options were not included in the determination of diluted earnings per share for the period. Details relating to performance rights and options are set out at notes 15 and 27. Subsequent to the end of the financial year, the Consolidated entity issued 105,666,667 shares which would have significantly changed the number of ordinary shares or potential ordinary shares outstanding at the end of the year if those transactions had occurred before the end of the year. Earnings per share for the year are not adjusted for transactions occurring after the end of the year as the transactions do not affect the amount of capital used to produce profit or loss for the year. Details of the share issues conducted after the reporting period are included in Note 24 above.

Note 27. Share-based payments

During the financial year the Company equity-settled share-based payment transactions for the acquisition of goods and services, from Directors, loan providers and external suppliers.

a) Director options

On 15 August 2019, following the approval from the shareholders at the Company's EGM, the Company granted 15,000,000 options over ordinary shares to the then Directors as follows:

Name	Number of Options granted	Grant date	Vesting and exercisable date	Expiry date	Exercise Price	Fair value at grant date	Expensed
S. Promnitz	5,000,000	15-Aug-19	15-Aug-19	31-Jul-21	$0.09	$0.0324	161,950
S. Crow	5,000,000	15-Aug-19	15-Aug-19	31-Jul-21	$0.09	$0.0324	161,950
N. Lindsay	5,000,000	15-Aug-19	15-Aug-19	31-Jul-21	$0.09	$0.0324	161,951
Total	**15,000,000**					**-**	**485,851**

For the year ended 30 June 2020, $485,851 was recognised as an expense in the statement of profit and loss.

For personal use only

Note 27. Share-based payments (continued)

b) Options issued to SBI Investments (PR), LLC (SBI)

On 18 October 2019, 18,300,000 unlisted share options were granted to SBI for capital raising services. The options have an exercise price of 4.6 cents and an expiry date of 28 October 2022. The options vested immediately on issue, and there were no other vesting conditions attached to the options. These options were recognised immediately in the statement of profit and loss with a total valuation of $391,058.

c) Performance rights issued to Directors

On 15 August 2019 following the approval from the shareholders at the Company's EGM, the Consolidated entity granted 15,000,000 performance rights to the then Directors as follows:

	Number granted	Grant date	Expiry date	Vested during year	Converted to Shares	Fair value at grant date	Expensed
S. Crow	5,000,000	15-Aug-19	15-Aug-24	-	-	$0.058	14,375
S Promnitz	5,000,000	15-Aug-19	15-Aug-24	(2,500,000)	-	$0.058	150,938
N Lindsay	5,000,000	15-Aug-19	15-Aug-24	(2,500,000)	-	$0.058	179,687
	15,000,000			**(5,000,000)**	**-**		**345,000**

For the year ended 30 June 2020, $345,000 was recognised as an expense in the statement of profit and loss. The expense calculation recognises the probability of the performance hurdles being achieved. Performance shares which vested during the year were issued on 31 August 2020.

The expense for the Director options, SBI options and performance rights were determined using the Black Scholes methodology utilising the following assumptions:

	Director Options	SBI Options	Performance Rights
Grant date	15-Aug-19	18-Oct-19	15-Aug-19
Share Price at grant date	$0.06	$0.036	$0.06
Exercise (Strike) Price	$0.09	$0.046	nil
Time to Maturity (in years)	2	3	5
Annual Risk-Free Rate	0.90%	0.90%	0.90%
Annualised Volatility	100%	100%	100%

d) Equity settled payments for fees and services

During the year equity-settled share-based payment transactions for the payment for fees and services occurred as follows:

For personal use only

Note 27. Share-based payments (continued)

2020

Share based payment transactions

	Date	Number Issued	Value per share	Expensed
Redemption of SBI convertible notes*	11-Feb-20	11,558,021	$0.018	208,584
Share based payments issued as part of placement for loan establishment fees	13-Feb-20	3,000,000	$0.04	120,000
Share based payments issued as part of placement for professional services	27-Feb-20	500,000	$0.04	20,000
Share based payments issued as part of placement for professional services	13-Mar-20	7,000,000	$0.04	280,000
		22,058,021		628,584

**The value of the shares issued to redeem the SBI convertible notes ($462,321) was allocated between the redemption of the notes ($253,737 or $0.022) and costs associated with the early close out of the notes ($208,584 or $0.018) (refer also Note 27(d)).*

2019

On 13 September 2018, following the approval from the shareholders at the Company's EGM, the Company issued 19,000,000 fully paid ordinary shares to Petra Energy SA to meet the terms of the option agreement, being a right of exploration and in order to maintain the right to purchase a large block of approximately 72,000 Ha of exploration and some mining leases and applications over potential lithium bearing pegmatites and pegmatite swarms. These shares were valued at market prices and a share-based payment of $1,767,000 has been recognised in the financial statements as part of the exploration and evaluation assets

Options and Performance Rights

Set out below are summaries of options and performance rights granted under share-based payments arrangement:

Options

Grant date	Expiry date	Exercise price	Balance at the start of the year	Granted	Exercised	Expired / forfeited / other	Balance at the end of the year
2020							
14-Nov-16	21-Oct-19	$0.05	5,052,083	-	-	(5,052,083)	-
30-Nov-17	31-Dec-20	$0.28	9,500,000	-	-	-	9,500,000
08-Mar-19	28-Feb-22	$0.08	5,555,000	-	-	-	5,555,000
15-Aug-19	28-Feb-22	$0.09	-	15,000,000	-	-	15,000,000
16-Sep-19	28-Oct-22	$0.046	-	18,300,000	-	-	18,300,000
			20,107,083	**33,300,000**	**-**	**(5,052,083)**	**48,355,000**
2019							
14-Nov-16	30-Nov-18	$0.05	5,042,494		(4,720,085)	(322,409)	-
14-Nov-16	21-Oct-19	$0.05	6,250,000		(1,197,917)	-	5,052,083
21-Dec-16	14-Jul-18	$0.10	1,539,250	-	-	(1,539,250)	-
27-Feb-17	27-Aug-18	$0.10	7,350,000	-	-	(7,350,000)	-
30-Nov-17	31-Dec-20	$0.28	9,500,000	-	-	-	9,500,000
09-May-18	15-Dec-18	$0.20	9,500,000	-	-	(9,500,000)	-
08-Mar-19	28-Feb-22	$0.08	-	5,555,000	-		5,555,000
			39,181,744	**5,555,000**	**(5,918,002)**	**(18,711,659)**	**20,107,083**

For personal use only

Note 27. Share-based payments (continued)

Performance Rights

Grant date	Expiry date	Balance at the start of the year	Granted	Converted to Shares	Balance at the end of the year	Vested during year but not converted
2020						
15-Aug-19	15-Aug-24	-	15,000,000	-	15,000,000	(5,000,000)
2019						
14-Nov-16	14-Nov-21	2,500,000		(2,500,000)	-	-

For personal use only

For personal use only

LAKE RESOURCES NL
Directors' declaration
for the year ended 30 June 2020

In the directors' opinion:

- the attached financial statements and notes comply with the Corporations Act 2001, the Accounting Standards, the Corporations Regulations 2001 and other mandatory professional reporting requirements.

- the attached financial statements and notes comply with International Financial Reporting Standards as issued by the International Accounting Standards Board as described in note 1 to the financial statements.

- the attached financial statements and notes give a true and fair view of the Consolidated entity's financial position as at 30 June 2020 and of its performance for the financial year ended on that date; and

- there are reasonable grounds to believe that the Consolidated entity will be able to pay its debts as and when they become due and payable.

The directors have been given the declarations required by section 295A of the Corporations Act 2001.

Signed in accordance with a resolution of directors made pursuant to section 295(5)(a) of the Corporations Act 2001.

On behalf of the directors



Stephen Promnitz
Director

27 October 2020

Independent Auditor's Report
To the Members of Lake Resources N.L.

For personal use only

Report on the Audit of the Financial Report

Opinion

We have audited the accompanying financial report of Lake Resources N.L. (the Company) and its controlled entities (collectively the Consolidated Entity), which comprises the consolidated statement of financial position as at 30 June 2020, the consolidated statement of profit or loss and other comprehensive income, the consolidated statement of changes in equity and the consolidated statement of cash flows for the year then ended, and notes to the financial statements, including a summary of significant accounting policies and the directors' declaration.

In our opinion, the accompanying financial report of the Consolidated Entity is in accordance with the *Corporations Act 2001* including:

- giving a true and fair view of the Consolidated Entity's financial position as at 30 June 2020 and of its financial performance for the year ended on that date; and
- complying with Australian Accounting Standards and the *Corporations Regulations 2001*.

Basis for opinion

We conducted our audit in accordance with *Australian Auditing Standards*. Our responsibilities under those standards are further described in the *Auditor's Responsibilities for the Audit of the Financial Report* section of our report. We are independent of the Consolidated Entity in accordance with the auditor independence requirements of the *Corporations Act 2001* and the ethical requirements of the Accounting Professional and Ethical Standards Board's APES 110 *Code of Ethics for Professional Accountants (including Independence Standards)* (the Code) that are relevant to our audit of the financial report in Australia. We have also fulfilled our other ethical responsibilities in accordance with the Code.

We confirm that the independence declaration required by the *Corporations Act 2001*, which has been given to the directors of the Company, would be in the same terms if given to the directors as at the time of this auditor's report.

We believe that the audit evidence we have obtained is sufficient and appropriate to provide a basis for our opinion.

Material Uncertainty Related to Going Concern

We draw attention to Note 1(v) in the financial report where it is disclosed that the Consolidated Entity has incurred net losses after tax of $4,902,896 (2019: $3,530,935) and net cash outflows from operating and investing activities of $6,821,266 (2019: $8,310,157) for the year ended 30 June 2020. At 30 June 2020, the Consolidated Entity had net current liabilities of $303,783 (2019: $872,042).

These conditions, along with other matters set forth in Note 1(v), indicate that a material uncertainty exists that may cast significant doubt on the Consolidated Entity's ability to continue as a going concern. Our opinion is not modified in respect of this matter.

CHARTERED ACCOUNTANTS
AUSTRALIA + NEW ZEALAND

KRESTON
A member of Kreston International | A global network of independent accounting firms

Stanley & Williamson House, Ground and First Floor, 34 Burton Street Kirribilli, NSW 2061 Australia
PO Box 50 Milsons Point, NSW 1565 Australia > ABN 30 971 639 910
T +61 2 9923 2666 > F +61 2 9922 3063 > info@stanleywilliamson.com.au > stanleywilliamson.com.au
Partners **MA Goodrick** > **DM O'Malley** > **Q Tat** > **BR Barter** > **K Thakkar**

Liability limited by a scheme approved under Professional Standards Legislation other than for the acts or omissions of financial services licensees

For personal use only

Key Audit Matters

Key audit matters are those matters that, in our professional judgement, were of most significance in our audit of the financial report of the current period. These matters were addressed in the context of our audit of the financial report as a whole, and in forming our opinion thereon, and we do not provide a separate opinion on these matters.

In addition to the matter described in the *Material Uncertainty Related to Going Concern* section, we have determined the matters described below to be the key audit matter to be communicated in our report.

Key audit matter	How the matter was addressed in the audit
Exploration and evaluation assets As at 30 June 2020, the Consolidated Entity has capitalised $17,352,504 of exploration and evaluation expenditure ("E&E") as disclosed in Note 10 to the Financial Statements. As the carrying value of exploration and evaluation assets represents a significant proportion of the Consolidated Entity's total assets, we considered it necessary to assess whether facts and circumstances exist to suggest that the carrying amount of this asset may exceed its recoverable amount. Significant judgment is applied in determining the treatment of exploration and evaluation expenditure in accordance with Australian Accounting Standard AASB 6 *Exploration for and Evaluation of Mineral Resources* including in particular: • whether the conditions for capitalisation are satisfied; • which elements of exploration and evaluation expenditures qualify for recognition; and • whether the facts and circumstances indicate that the exploration and expenditure assets should be tested for impairment.	Our procedures included, but were not limited to: • obtaining a schedule of the areas of interest held by the Consolidated Entity and assessing whether the rights to tenure of those areas of interest remained current at balance date; • evaluating the Consolidated Entity's accounting policy to recognise exploration and evaluation assets using the criteria in the accounting standard; • testing the Consolidated Entity's additions to E&E for the period by evaluating a sample of recorded expenditure for consistency to underlying records, the capitalisation requirements of the accounting policy and the requirements of the accounting standard; • considering the status of the ongoing exploration programmes in the respective areas of interest by holding discussions with management, and reviewing the Consolidated Entity's exploration budgets, ASX announcements and directors' minutes; • considering whether any facts or circumstances existed to suggest impairment testing was required; and • assessing the adequacy of the related disclosures in Note 10 to the Financial Statements.
Share based payments The Consolidated Entity makes share-based payments to directors and other parties for services provided. During the year ended 30 June 2020, the Consolidated Entity incurred share-based payments expense of $1,850,492. Share-based payments are considered to be a key audit matter due to: • the value of the transactions;	Our procedures amongst others included: • Analysing agreements to identify the key terms and conditions of share-based payments issued and relevant vesting conditions in accordance with *AASB 2 Share Based Payments*; • Evaluating Management's valuation models and assessing the assumptions and inputs used;

For personal use only

Key audit matter	How the matter was addressed in the audit
• the complexities involved in the recognition and measurement of these instruments; and • the judgement involved in determining the inputs used in the valuations. Refer to Notes 1, 2 and Note 27 of the financial statements for details the share-based payment transactions including the Consolidated Entity's accounting policy, key judgements, and inputs in their calculations.	• Assessing the amount recognised during the year in accordance with the vesting conditions of the agreements; • Evaluating Management's assessment for the achievement of relevant milestones; and • Evaluating the adequacy of the disclosures included in Note 27 to the financial statements and disclosures comprising key management personnel remuneration.
Prior period adjustment relating to the foreign currency translation of the Consolidated Entity's Argentinian operations As described in Note 1(xxx) of the financial statements, the Consolidated Entity has brought to account a prior period adjustment relating to the recognition of the foreign currency translation of its operations in Argentina. This was further to the evaluation that that the functional currency of the Argentinian operations is US Dollars in accordance with the Consolidated Entity's accounting policy in Note 1(ix). We considered this to be a key audit matter as it gave rise to a material cumulative impact, increasing the carrying value of Exploration and evaluation expenditure and recognising corresponding movements in the Foreign currency translation reserve. Refer to Note 1(xxx) for further details.	To determine that the prior period adjustment had been accounted for appropriately, we undertook the following audit procedures amongst others: • Evaluated Management's assessment of the functional currency of the Consolidated Entity's Argentinian operations in accordance with the requirements of the Accounting Standard AASB 121 *The Effects of Changes in Foreign Exchange Rates*; • Obtained Management's calculations and updated consolidation workings in respect of the restated balances and assessed whether they reflected our understanding of the revised treatment and the application of the Accounting Standard, AASB 121; • Evaluated Management's adjustments for accuracy; • Evaluated the adequacy and disclosure of the correction of prior period balances in the financial statements for compliance with the requirements of AASB 108 *Accounting Policies, Changes in Accounting Estimates and Errors.*

Information other than the financial report and the Auditor's Report thereon

Other information comprises financial and non-financial information included in the Consolidated Entity's annual report for the year ended 30 June 2020 which is provided in addition to the financial report and the auditor's report. The directors are responsible for the other information.

Our opinion on the financial report does not cover the other information and accordingly we do not express an audit opinion or any form of assurance conclusion thereon, with the exception of the Remuneration Report.

In connection with our audit of the financial report, our responsibility is to read the other information and, in doing so, consider whether the other information is materially inconsistent with the financial report or our knowledge obtained in the audit or otherwise appears to be materially misstated.

For personal use only

If, based on the work we have performed, we conclude there is a material misstatement of this other information, we are required to report that fact. We have nothing to report in this regard.

Responsibilities of the Directors for the Financial Report

The directors of the Company are responsible for the preparation of the financial report that gives a true and fair view in accordance with Australian Accounting Standards and the *Corporations Act 2001* and for such internal control as the directors determine is necessary to enable the preparation of the financial report that is free from material misstatement, whether due to fraud or error.

In preparing the financial report, the directors are responsible for assessing the ability of the Consolidated Entity to continue as a going concern, disclosing, as applicable, matters related to going concern and using the going concern basis of accounting unless the directors either intend to liquidate the Consolidated Entity or cease operations, or have no realistic alternative but to do so.

Auditor's Responsibilities for the Audit of the Financial Report

Our objectives are to obtain reasonable assurance about whether the financial report as a whole is free from material misstatement, whether due to fraud or error, and to issue an auditor's report that includes our opinion. Reasonable assurance is a high level of assurance, but is not a guarantee that an audit conducted in accordance with the Australian Auditing Standards will always detect a material misstatement when it exists. Misstatements can arise from fraud or error and are considered material if, individually or in the aggregate, they could reasonably be expected to influence the economic decisions of users taken on the basis of this financial report.

A further description of our responsibilities for the audit of the financial report is located at the Auditing and Assurance Standards Board website (https://www.auasb.gov.au/Home.aspx) at: https://www.auasb.gov.au/admin/file/content102/c3/ar1_2020.pdf.

This description forms part of our auditor's report.

Report on the Remuneration Report

Opinion on the Remuneration Report

We have audited the Remuneration Report included in the directors' report for the year ended 30 June 2020.

In our opinion the Remuneration Report of Lake Resources N.L for the year ended 30 June 2020 complies with section 300A of the *Corporations Act 2001*.

Responsibilities

The directors of the Company are responsible for the preparation and presentation of the Remuneration Report in accordance with section 300A of the *Corporations Act 2001*.

Our responsibility is to express an opinion on the Remuneration Report, based on our audit conducted in accordance with Australian Auditing Standards.

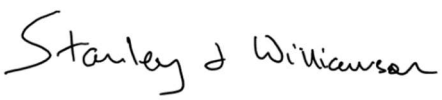

Stanley & Williamson



Kamal Thakkar
Partner

Sydney
27 October 2020

For personal use only

The shareholder information set out below was applicable as at 27 October 2020.

Distribution of equitable securities

Analysis of number of equitable security holders by size of holding:

	Ordinary shares	Listed options	Unlisted options			
			Ex price $0.28 Expiry 31/12/2020	*Ex price $0.09 Expiry 31/7/2021*	*Ex price $0.08 Expiry28/2/2022*	*Ex price $0.046 Expiry 28/10/2022*
1 to 1,000	74	22	-	-	-	-
1,001 to 5,000	244	90	3	3	-	-
5,001 to 10,000	639	75	-	-	1	
10,001 to 100,000	2,250	201	-	-	-	1
100,001 and over	961	103	-	-	-	-
Totals	4,168	491	3	3	1	1
Holdings less marketable parcel	609	284	-	-	-	-

Equity security holders

Twenty largest quoted equity security holders - ordinary shares

The names of the twenty largest security holders of quoted equity securities - ordinary shares are listed below:

No.	Holder Name	Holding	% IC
1	MR SIMON JAMES KALINOWSKI	16,841,252	2.13%
2	CITICORP NOMINEES PTY LIMITED	16,651,736	2.10%
3	BNP PARIBAS NOMINEES PTY LTD <IB AU NOMS RETAILCLIENT DRP>	15,192,251	1.92%
4	ACUITY CAPITAL INVESTMENT MANAGEMENT PTY LTD <ACUITY CAPITAL HOLDINGS A/C>	15,000,000	1.89%
5	MR STEPHEN PROMNITZ	14,813,111	1.87%
6	PURPLE MANGGIS PTY LTD <PURPLE MANGGIS A/C>	13,057,419	1.65%
7	202 LIMITED	12,075,152	1.52%
8	NATIONAL NOMINEES LIMITED	11,000,220	1.39%
9	RAYMOND JAMES <JAMES SUPERANNUATION FUND A/C>	10,119,046	1.28%
10	SYDNEY BUSINESS ADVISERS PTY LTD <CF SUPER FUND NO2 A/C>	10,000,000	1.26%
11	MERRILL LYNCH (AUSTRALIA) NOMINEES PTY LIMITED	9,860,580	1.24%
12	MR DANIEL RUBEN BONAFEDE	9,500,000	1.20%
13	OUTBACK FORMWORK PTY LTD <WILLATON SUPER FUND A/C>	8,117,364	1.02%
14	MR ANDREW STEPHEN WILLIAM BROWN & MR IAIN RAYMOND BROWN <BROWNASW SUPERFUND A/C>	6,842,507	0.86%
15	FLUID INVESTMENTS PTY LTD	6,300,000	0.80%
16	HSBC CUSTODY NOMINEES (AUSTRALIA) LIMITED	6,286,620	0.79%
17	MR ANDREW ROBERT POWELL <THE PAN FAMILY A/C>	5,900,000	0.74%
18	J P MORGAN NOMINEES AUSTRALIA PTY LIMITED	5,841,856	0.74%
19	MS AINSLEY RUTH WILLIAMS	5,722,618	0.72%
20	LEIGH MARTIN MARINE PTY LTD	5,500,000	0.69%
	Totals	**204,621,732**	**25.83%**
	Total Issued Capital	**792,128,624**	**100.00%**

For personal use only

LAKE RESOURCES NL

Shareholder Information
30 June 2020

Twenty largest quoted equity security holders – listed options

The names of the twenty largest security holders of quoted equity securities - listed options are listed below:

No.	Holder Name	Holding	% IC
1	MR SIMON JAMES KALINOWSKI	17,471,185	2.07%
2	CITICORP NOMINEES PTY LIMITED	17,347,129	2.05%
3	MR STEPHEN PROMNITZ	17,260,772	2.04%
4	ACUITY CAPITAL INVESTMENT MANAGEMENT PTY LTD <ACUITY CAPITAL HOLDINGS A/C>	16,142,857	1.91%
5	BNP PARIBAS NOMINEES PTY LTD <IB AU NOMS RETAILCLIENT DRP>	15,202,251	1.80%
6	202 LIMITED	13,959,546	1.65%
7	PURPLE MANGGIS PTY LTD <PURPLE MANGGIS A/C>	13,308,520	1.58%
8	RAYMOND JAMES <JAMES SUPERANNUATION FUND A/C>	11,383,926	1.35%
9	NATIONAL NOMINEES LIMITED	11,082,461	1.31%
10	SYDNEY BUSINESS ADVISERS PTY LTD <CF SUPER FUND NO2 A/C>	10,000,000	1.18%
11	MERRILL LYNCH (AUSTRALIA) NOMINEES PTY LIMITED	9,863,422	1.17%
12	MR DANIEL RUBEN BONAFEDE	9,500,000	1.12%
13	OUTBACK FORMWORK PTY LTD <WILLATON SUPER FUND A/C>	8,117,364	0.96%
14	MR ANDREW ROBERT POWELL <THE PAN FAMILY A/C>	7,340,000	0.87%
15	FLUID INVESTMENTS PTY LTD	7,070,118	0.84%
16	MR ANDREW STEPHEN WILLIAM BROWN & MR IAIN RAYMOND BROWN <BROWNASW SUPERFUND A/C>	6,842,507	0.81%
17	MR BERNARD TERENCE BARRY	6,782,180	0.80%
18	MS AINSLEY RUTH WILLIAMS	6,437,945	0.76%
19	MR ADAM FURST	6,358,953	0.75%
20	HSBC CUSTODY NOMINEES (AUSTRALIA) LIMITED	6,350,663	0.75%
	Totals	**217,821,799**	**25.79%**
	Total Issued Capital	**844,641,317**	**100.00%**

Unquoted equity securities

Description	No on Issue
$0.28 UNLISTED OPTIONS, EXPIRY 31/12/2020	9,500,000
$0.09 UNLISTED OPTIONS, EXPIRY 31/07/2021	5,555,000
$0.08 UNLISTED OPTIONS, EXPIRY 28/02/2022	15,000,000
$0.046 UNLISTED OPTIONS, EXPIRY 28/10/2022	18,300,000
	48,355,000

The following persons hold 20% or more of unquoted equity securities:

Name	Options	No Held
GEOFFREY STUART CROW	$0.28 UNLISTED OPTIONS, EXPIRY 31/12/2020	3,000,000
STEPHEN PROMNITZ	$0.28 UNLISTED OPTIONS, EXPIRY 31/12/2020	5,000,000
STEPHEN PROMNITZ	$0.09 UNLISTED OPTIONS, EXPIRY 31/07/2021	5,000,000
GEOFFREY STUART CROW	$0.09 UNLISTED OPTIONS, EXPIRY 31/07/2021	5,000,000
NICK M. LINDSAY	$0.09 UNLISTED OPTIONS, EXPIRY 31/07/2021	5,000,000
SBI INVESTMENTS PR, LLC	$0.08 UNLISTED OPTIONS, EXPIRY 28/02/2022	5,555,000
SBI INVESTMENTS PR, LLC	$0.046 UNLISTED OPTIONS, EXPIRY 28/10/2022	18,300,000

For personal use only

Substantial shareholders

No shareholder holds 5% or more of the issued capital of the Company

Voting rights

The voting rights attached to ordinary shares are set out below:

Ordinary shares:
On a show of hands every member present at a meeting in person or by proxy shall have one vote and upon a poll each share shall have one vote.

There are no other classes of equity securities holding voting rights.

For personal use only

SCHEDULE OF TENEMENTS

TOTAL NUMBER TENEMENTS: 77

TOTAL AREA TENEMENTS: 208,420 Ha

REF	TENEMENT NAME	NUMBER	AREA Ha	INTEREST %	PROVINCE	STATUS
OLAROZ - CAUCHARI AREA						
	Cauchari Bajo I	2156-D-2016	354	100	Jujuy	Granted
	Cauchari Bajo II	2157-D-2016	354	100	Jujuy	Granted
	Cauchari Bajo III	2158-D-2016	122	100	Jujuy	Granted
	Cauchari Bajo V	2154-D-2016	946	100	Jujuy	Granted
	Cauchari West I	2160-D-2016	1936	100	Jujuy	Granted
	Olaroz Centro II	2164-D-2016	268	100	Jujuy	Application
	Olaroz East II	2168-D-2016	2072	100	Jujuy	Granted
	MASA 12	2234-M-2016	2901	100	Jujuy	Granted
	MASA 13	2235-M-2016	3000	100	Jujuy	Granted
	MASA 14	2236-M-2016	3000	100	Jujuy	Granted
	MASA 15	2237-M-2016	3000	100	Jujuy	Granted
PASO AREA						
	Paso III	2137-P-2016	2787	100	Jujuy	Granted
	Paso VI	2140-P-2016	2208	100	Jujuy	Granted
	Paso X	2144-P-2016	1833	100	Jujuy	Granted
	MASA 9	2231-M-2016	2978	100	Jujuy	Granted
	MASA 16	2238-M-2016	2114	100	Jujuy	Granted
	MASA 17	2239-M-2016	2891	100	Jujuy	Granted
	MASA 18	2240-M-2016	3000	100	Jujuy	Granted
	MASA 19	2241-M-2016	3000	100	Jujuy	Granted
	MASA 20	2242-M-2016	3000	100	Jujuy	Granted
	MASA 21	2243-M-2016	2815	100	Jujuy	Granted
	MASA 22	2244-M-2016	1460	100	Jujuy	Application
	MASA 23	2245-M-2016	1540	100	Jujuy	Application
	23 Mining leases		47579 Ha			
KACHI AREA						
	Kachi Inca	13-M-2016	858	100	Catamarca	Granted
	Kachi Inca I	16-M-2016	2881	100	Catamarca	Granted
	Kachi Inca II	17-M-2016	2823	100	Catamarca	Granted
	Kachi Inca III	47-M-2016	3354	100	Catamarca	Granted
	Kachi Inca 4	107-M-2017	2723	100	Catamarca	In Process
	Kachi Inca V	45-M-2016	305	100	Catamarca	Granted
	Kachi Inca VI	44-M-2016	110	100	Catamarca	Granted
	Dona Amparo I	22-M-2016	3000	100	Catamarca	Granted
	Dona Carmen	24-M-2016	874	100	Catamarca	Granted
	Debbie I	21-M-2016	1501	100	Catamarca	Granted

REF	TENEMENT NAME	NUMBER	AREA Ha	INTEREST %	PROVINCE	STATUS
KACHI AREA (continued)						
	Divina Victoria I	25-M-2016	1266	100	Catamarca	Granted
	Daniel Armando	23-M-2016	2116	100	Catamarca	Granted
	Daniel Armando II	97-M-2016	1388	100	Catamarca	Granted
	Escondidita	131-M-2018	373	100	Catamarca	In Process
	Irene	28-M-2018	2250	100	Catamarca	In Process
	Maria Luz	34-M-2017	2425	100	Catamarca	Granted
	Maria I	140-M-2018	889	100	Catamarca	In Process
	Maria II	14-M-2016	888	100	Catamarca	Granted
	Maria III	15-M-2016	1396	100	Catamarca	Granted
	Morena 1	72-M-2016	3025	100	Catamarca	Granted
	Morena 2	73-M-2016	2989	100	Catamarca	Granted
	Morena 3	74-M-2016	3007	100	Catamarca	Granted
	Morena 5	97-M-2017	1415	100	Catamarca	In Process
	Morena 6	75-M-2016	1606	100	Catamarca	Granted
	Morena 7	76-M-2016	2805	100	Catamarca	Granted
	Morena 8	77-M-2016	2961	100	Catamarca	Granted
	Morena 11	201-M-2018	815	100	Catamarca	In Process
	Morena 12	78-M-2016	2704	100	Catamarca	Granted
	Morena 13	79-M-2016	3024	100	Catamarca	Granted
	Morena 15	162-M-2017	2559	100	Catamarca	Granted
	Pampa I	129-S-2013	2312	100	Catamarca	Granted
	Pampa II	128-M-2013	1119	100	Catamarca	Granted
	Pampa III	130-M-2013	477	100	Catamarca	Granted
	Pampa IV	78-M-2017	2569	100	Catamarca	In Process
	Parapeto 1	133-M-2018	2504	100	Catamarca	In Process
	Parapeto 2	134-M-2018	1259	100	Catamarca	In Process
	Parapeto 3	132-M-2018	1892	100	Catamarca	In Process
	37 Mining leases		70462Ha			
CATAMARCA PEGMATITES						
	Petra I	Cateo 52-B-2016	10000	100	Catamarca	In Process
	Petra II	Cateo 51-B-2016	9523	100	Catamarca	In Process
	Petra III	Cateo 49-B-2016	9528	100	Catamarca	In Process
	Petra IV	Cateo 50-B-2016	8939	100	Catamarca	In Process
	CAT 1 (Petra VIII)	Cateo 93-B-2016	1000	100	Catamarca	In Process
	CAT 2 (Petra VII)	Cateo 94-B-2016	8475	100	Catamarca	In Process
	CAT 3 (Petra VI)	Cateo 95-B-2016	10000	100	Catamarca	In Process
	CAT 4 (Petra V)	Cateo 98-B-2016	10000	100	Catamarca	In Process
	La Aguada 1	Mina 116-B-2016	2499	100	Catamarca	Granted
	La Aguada 2	Mina 117-B-2016	2950	100	Catamarca	Granted
	La Aguada 3	Mina 99-B-2016	1558	100	Catamarca	In Process

For personal use only

REF	TENEMENT NAME	NUMBER	AREA Ha	INTEREST %	PROVINCE	STATUS
CATAMARCA PEGMATITES (continued)						
	La Aguada 4	Mina 173-B-2016	2929	100	Catamarca	Granted
	La Aguada 5	Mina 172-B-2016	2866	100	Catamarca	Granted
	La Aguada 6	Mina 174-B-2016	2999	100	Catamarca	Granted
	La Aguada 7	Mina 137-B-2016	2919	100	Catamarca	Granted
	La Aguada 8	Mina 139-B-2016	1587	100	Catamarca	Granted
	La Aguada 9	Mina 138-B-2016	2607	100	Catamarca	Granted
	9 Mining leases 8 exploration leases		90,379 Ha			
	77 Leases Total	Total Area:	208,420 Ha			

For personal use only

For personal use only

For personal use only

CLEANER LITHIUM FOR AN ELECTRIC WORLD

LAKE RESOURCES

lakeresources.com.au