



# Business Update

ASX:SZL



7 May 2020



# DISCLAIMER

## About this Presentation

This presentation and materials (together the Presentation) are general background information about Sezzle Inc. (ASX: SZL, Sezzle or Company) (ARBN 633 327 358) and is current at the date of the Presentation. No third parties have undertaken an independent review of the information contained in this Presentation. By participating in this Presentation or retaining these materials, you acknowledge and represent that you have read, understood and accepted the terms of this disclaimer.

## Accuracy of information and limitation of liability

This Presentation contains summary information about the current activities of Sezzle as at the date of this Presentation. The information in this Presentation is of a general nature and does not purport to be complete and the information in the Presentation remains subject to change without notice. Also, it is not intended that it be relied upon as advice to investors or potential investors. This Presentation has been prepared without taking into account the objectives, financial situation or needs of any particular investor. Before making an investment decision, prospective investors should consider the appropriateness of the information having regard to their own objectives, financial situation and needs and seek appropriate advice, including financial, legal and taxation advice appropriate to their jurisdiction. The material contained in this Presentation may include information derived from publicly available sources that have not been independently verified.

This Presentation is not a disclosure document under Australian law or under any other law. Accordingly, this Presentation is not intended to be relied upon as advice to current shareholders, investors or potential investors and does not take into account the investment objectives, financial situation or needs of any particular shareholder or investor.

This Presentation may contain forward looking information, statements or forecasts that are subject to risks and other factors outside the control of Sezzle. These forecasts may or may not be achieved. Any forward looking information, statements or forecasts provided is/are based on assumptions and contingencies which are subject to change and such statements are provided as a guide only and should not be relied upon as an indication or guarantee of future performance, however these statements has/have been prepared in good faith and with due care.

This Presentation has been prepared in good faith, but no representation or warranty, express or implied, is made as to the fairness, accuracy, completeness, correctness, reliability or adequacy of any statements, estimates, opinions or other information, or the reasonableness of any assumption or other statement, contained in the Presentation (any of which may change without notice).

All financial figures are expressed in U.S. dollars unless otherwise stated.

# Agenda

- Our Response to COVID-19
- The Consumer and COVID-19
- Positive Recent Results
- Strong Balance Sheet and Liquidity
- COVID-19: U.S. Government Stimulus and Financial Relief
- Coronavirus Aid, Relief and Economic Security (CARES) Act
- Leading Loss Indicators Trending Favorably



# Our response to COVID-19

## Employees

- Mandatory work-from-home policy and suspended all business travel
- All necessary systems to support a fully remote team
- Unlimited sick time for anyone experiencing symptoms

**Results:** eNPS (employee Net Promoter Score) reached all-time high in March

## Consumers

- Expanded fee forgiveness and payment flexibility programs
- Allow Sezzle shoppers up to two free reschedules per order
- Continue to evaluate additional payment flexibility to support our shoppers

**Results:** User experience remains high (average > 4.7 out of 5 stars)<sup>1</sup>

## Merchant Partners

- Increased support and communication
- Raised the bar for our merchant partners
- **Results:** Accelerating merchant signups

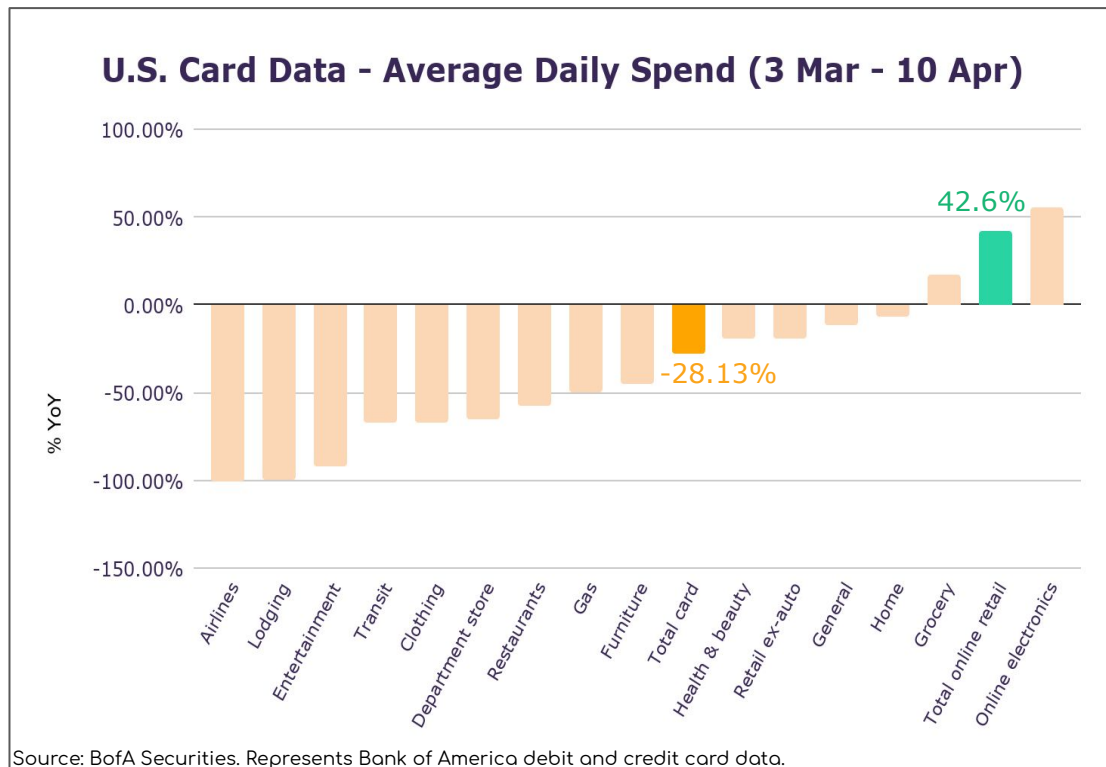
*Our thoughts go out to our employees, consumers, merchants, and shareholders. We have taken the steps necessary to protect our employees, support our consumers, and actively communicate with our merchant partners on how we can help.*



<sup>1</sup> Apple App Store, Facebook, Google Play, TrustPilot

# The Consumer and COVID-19

For personal use only



### Sezzle COVID-19 Snapshot:

- Well positioned in e-Comm.
- UMS up 316% YoY in same period.
- Over 80% of Sezzle's categories exhibited positive growth during COVID-19.

Top performers: Leisure, Outdoor, Electronics, Sports, Hobby, and Medical.

Bottom performers: Transportation, Supplements, Beauty Aids, and Jewelry.

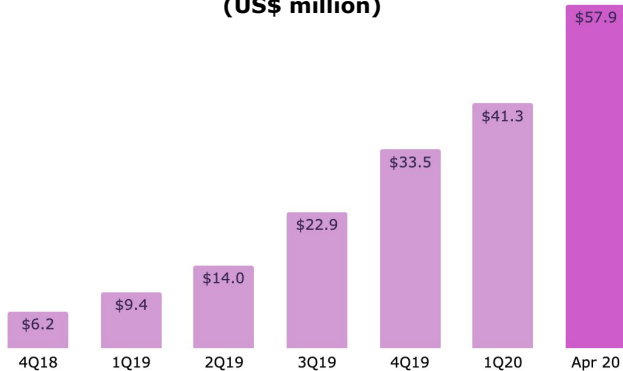


# Positive Recent Results

## Q1 Highlights

- UMS surged 321% YoY to a record US\$119.4m
- Active Customers rose 326% YoY
- Active Merchant growth jumped 27% QoQ
- Merchant fees rose to 5.7% of UMS (5.5% 4Q19)
- Repeat Usage improved 190bps to 85.6% (QoQ)
- NTM continues to trend positively

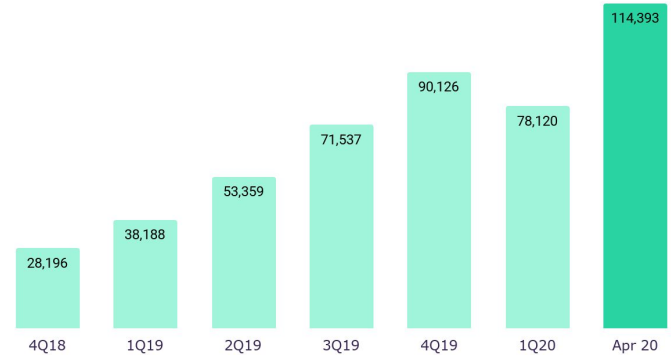
**Average Monthly UMS  
(US\$ million)**



## April Trends

- UMS of \$57.9m (1-month record)
- Added 114.4k Active Customers (1-month record)
- Over 1,100 Active Merchants added (1-month record)
- Leading loss indicators - steady to improving
- Merchant fees remain resilient in April
- NTM maintains positive trajectory

**Average Monthly Active Customer Additions**



Note: All figures are Unaudited.  
Definitions: UMS - Underlying Merchant Sales. NTM - Net Transaction Margin.



# Strong Balance Sheet and Liquidity

## Healthy Capital Position:

- US\$36.6 million of cash and cash equivalents at 31 March.
- US\$100.0 million funding facility (matures May 2022)
  - Only US\$25.7 million drawn on the facility

## Positioned for future growth:

- Every additional dollar of capital supports US\$14 of Underlying Merchant Sales

(US\$'000s)	31-Mar-2020	31-Dec-2019
Cash and cash equivalents	\$ 36,647	\$ 34,965
Restricted cash	\$ 2,297	\$ 1,660
<b>Total cash</b>	<b>\$ 38,944</b>	<b>\$ 36,625</b>
Long term debt	\$ 250	\$ 250
Line of credit	\$ 25,650	\$ 20,859
<b>Total debt</b>	<b>\$ 25,900</b>	<b>\$ 21,109</b>



Note: 31 March 2020 figures are Unaudited.

# COVID-19: U.S. Government Stimulus and Financial Relief

*A broad range of monetary and fiscal stimulus has been taken to combat the disruption caused by COVID-19.*

## Monetary

- Interest rate cuts
  - Fed funds rate cut twice to 0.0%-0.25%
- Loans and asset purchases
  - Most notably, QE (Quantitative Easing) reopened 15 March.
- Regulation changes
  - Lowered capital restrictions

## Fiscal

- Phase 1 (6 March) - US\$8.3 billion
- Phase 2 (18 March) - US\$3.4 billion
- Phase 3 (27 March) - US\$2.3 trillion
- Phase 3.5 (24 April) - US\$484 billion
- Supplemental
  - State of emergency - US\$50 billion
  - Tax deadline extension - US\$300 billion liquidity





# Coronavirus Aid, Relief, and Economic Security Act

## Sezzle stakeholder relief:

### Individuals

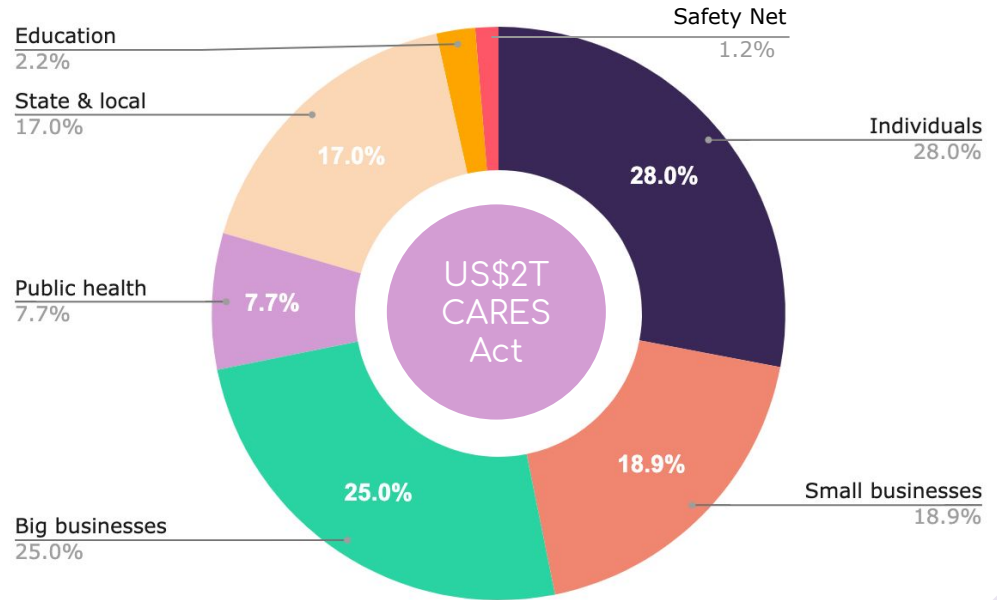
- Cash payments (e.g., US\$1,200 if earn < US\$75k)
- Additional US\$600 of unemployment per week

### Small businesses

- Paycheck Protection Program (PPP)

### Education

- Student loan and interest payments are deferred through Sept. 30th.
- Taxes due deferred 3 months (July 15th instead of April 15th)



Source: U.S. Department of the Treasury.



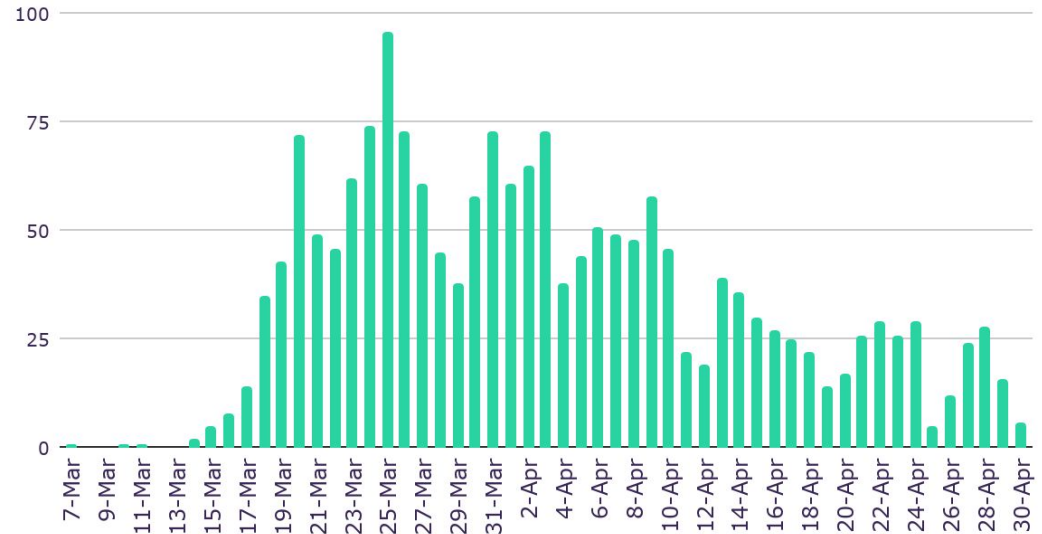
# Leading Loss Indicators Trending Favorably

For personal use only

## Tracking the Indicators:

- Collection rates better YoY and MoM
  - By weekly cohort
  - 1st, 2nd, 3rd and 4th payment
- Rescheduled payments improving
- Dispute rates declining

## COVID Hardship Requests (7 Mar - 30 Apr)



# Questions & Answers

# Thank You

